



## Coronavirus Disease 2019 (COVID-19)

*Updated November 26, 2020*

The national Centers for Disease Control and Prevention (CDC) and the Mississippi State Department of Health continue to closely monitor the outbreak of respiratory illnesses caused by the novel (new) coronavirus COVID-19, and are working to limit the spread of cases nationally and in Mississippi.

Mississippi Coronavirus Hotline (7 days a week, 7 a.m.-7 p.m.): **877-978-6453**

## General Information

- ▶ [MSDH COVID-19 vaccination plan \(draft\)](#)
- ▶ [COVID-19 overview, questions and answers](#)
- ▶ [COVID-19 and You: Video Q & A with State Health Officer Dr. Thomas Dobbs](#)
- ▶ [Guidance, prevention and testing](#)
- ▶ [Handouts: Basic disease prevention, handwashing and more](#)
- ▶ [ASL, Spanish and Vietnamese materials](#)

**Home isolation is mandatory if you have tested positive for COVID-19** by [order of the State Health Officer](#). (If you are awaiting results of routine testing *not* related to exposure, you may [return to work](#) and follow the safety guidance of your employer.)

**Quarantine is mandatory for household members** of someone who has COVID-19. Home quarantine permits working under certain circumstances.

[More about isolation and quarantine »](#)

## Healthcare Professionals

Guidance and more →

- ▶ [Healthcare guidance](#)
- ▶ [Electronic reporting](#)
- ▶ [Vaccine providers](#)
- ▶ [Specimens](#)
- ▶ [Lab dropoff](#)
- ▶ [MS-HAN Alerts](#)

## [ALL HEALTHCARE](#)

### Current Cases and Statistics

County and state data →

- ▶ [Today's update](#)
- ▶ [County data reports](#)
- ▶ [State data charts](#)
- ▶ [Schools and LTC facilities](#)
- ▶ [Lab testing](#)
- ▶ [Recoveries](#)

## [ALL STATISTICS](#)

### Guidance, Testing and Prevention

Personal and community →

- ▶ [Getting tested](#)
- ▶ [Personal protection](#)
- ▶ [Gatherings and events](#)
- ▶ [Business and community](#)
- ▶ [School guidelines](#)
- ▶ [State agencies](#)

## [ALL GUIDANCE](#)

# COVID-19 in Mississippi

New Cases and Deaths as of November 25

## NEW CASES

1,746

## NEW DEATHS

18

New COVID-19 related deaths reported to MSDH as of 6 p.m. yesterday. These deaths occurred between November 17 and November 25 in the counties below.

County	Total
Adams	1
Alcorn	1
Attala	1
Carroll	1
Covington	1
Desoto	2
Harrison	1
Hinds	1
Humphreys	1
Lauderdale	1
Lowndes	1
Neshoba	3
Oktibbeha	1
Rankin	2

## LTC OUTBREAKS

193

Current outbreaks in long-term care facilities only. (See [LTC facility outbreak definition](#).)

**Correction:** Outbreaks reported as of November 23rd and 24th omitted personal care home outbreaks. The corrected numbers of long-term care outbreaks for these two days are 182 and 190.

**About our case counts:** We currently update our case totals each day based on test results from the previous day.

Outside laboratories also report positive test results to us, which are included in our totals. Repeated tests for the same individual are counted only once. County case numbers and deaths may change as investigation finds new or additional information.

## County COVID-19 Data

### Race and Ethnicity

- ▶ [Total COVID-19 cases and deaths by county, race and ethnicity](#) PDF  
Current and past data tables, updated daily

### Data Snapshots for Individual Counties

- ▶ [Weekly COVID-19 snapshots for each Mississippi county](#)

### High Cases and Incidence

- ▶ [Mississippi counties ranked by weekly cases and incidence](#)

### Cumulative Cases and Deaths by County

Totals of all reported COVID-19 cases for 2020, including those in long-term care (LTC) facilities.

Detailed reporting of long-term care information will resume on Saturday.

**The numbers in this table are provisional.** County case numbers and deaths may change as investigation finds new or additional information. The data provided below is the most current available.

County	Total Cases	Total Deaths
<a href="#">Adams</a>	1392	50
<a href="#">Alcorn</a>	1482	28
<a href="#">Amite</a>	527	14
<a href="#">Attala</a>	1112	34
<a href="#">Benton</a>	490	17
<a href="#">Bolivar</a>	2408	84
<a href="#">Calhoun</a>	737	13
<a href="#">Carroll</a>	714	15
<a href="#">Chickasaw</a>	1069	32
<a href="#">Choctaw</a>	315	7
<a href="#">Claiborne</a>	579	16
<a href="#">Clarke</a>	891	53
<a href="#">Clay</a>	899	27
<b>Total</b>	<b>147,382</b>	<b>3,763</b>

County	Total Cases	Total Deaths
Coahoma	1495	43
Copiah	1604	40
Covington	1209	38
De Soto	9874	101
Forrest	3750	86
Franklin	334	5
George	1235	24
Greene	597	22
Grenada	1388	45
Hancock	1176	39
Harrison	6982	110
Hinds	9821	198
Holmes	1278	61
Humphreys	531	19
Issaquena	114	4
Itawamba	1511	34
Jackson	6218	119
Jasper	817	22
Jefferson	347	11
Jefferson Davis	560	17
Jones	3524	88
Kemper	421	18
Lafayette	3197	49
Lamar	2863	49
Lauderdale	3412	145
Lawrence	707	14
Leake	1332	43
Lee	4984	95
Leflore	2034	90
Lincoln	1878	65
Lowndes	2328	64
Madison	4711	106
Marion	1148	46
<b>Total</b>	<b>147,382</b>	<b>3,763</b>

County	Total Cases	Total Deaths
Marshall	2119	50
Monroe	1960	77
Montgomery	728	25
Neshoba	2189	118
Newton	1042	29
Noxubee	700	17
Oktibbeha	2435	62
Panola	2188	49
Pearl River	1494	67
Perry	658	26
Pike	1609	58
Pontotoc	1991	28
Prentiss	1437	30
Quitman	484	6
Rankin	5417	102
Scott	1518	29
Sharkey	308	17
Simpson	1463	53
Smith	703	16
Stone	752	14
Sunflower	1910	55
Tallahatchie	967	27
Tate	1669	51
Tippah	1237	30
Tishomingo	1087	42
Tunica	602	19
Union	1653	25
Walthall	760	28
Warren	1741	57
Washington	3153	107
Wayne	1169	23
Webster	423	14
Wilkinson	387	22
<b>Total</b>	<b>147,382</b>	<b>3,763</b>

County	Total Cases	Total Deaths
Winston	1200	24
Yalobusha	705	27
Yazoo	1529	39
<b>Total</b>	<b>147,382</b>	<b>3,763</b>

## Case Classifications

Mississippi investigates and reports both probable and confirmed cases and deaths according to the [CSTE case definition](#).

	Confirmed	Probable	Total
Cases	119,483	27,899	<b>147,382</b>
Deaths	3,287	476	<b>3,763</b>

Confirmed cases and deaths are generally determined by positive PCR tests, which detect the presence of ongoing coronavirus infection.

Probable cases are those who test positive by other testing methods such as antibody or antigen, and have recent symptoms consistent with COVID-19, indicating a recent infection.

Probable deaths are those individuals with a designation of COVID-19 as a cause of death on the death certificate, but where no confirmatory testing was performed.

## Deaths from COVID-19 and Other Causes

This table of death counts compares COVID-19 deaths in Mississippi by week with deaths from other major causes, including contributing and underlying causes.

- ▶ [Mississippi Provisional Death Counts by Week](#)  
Updated weekly

## K-12 School Report

Mississippi K-12 schools make weekly reports of cases among students, teachers and staff, number of outbreaks, and teachers and students under quarantine as a result of COVID-19 exposure. An outbreak in a school setting is defined as 3 or more individuals diagnosed with COVID-19 in the same group within a 14-day period.

*Note:* These cases have been directly reported to MSDH by each school, and may not yet have appeared in our state and county totals of cases reported by laboratories.

- ▶ [K-12 reports of COVID-19 school cases, outbreaks and exposure](#)  
Updated weekly

## Long-Term Care Facility Cases and Outbreaks

Long-term care (LTC) facilities like nursing homes are considered high risk locations because their residents are older or in poor health. A single confirmed COVID-19 infection in an LTC facility resident, or more than one infection in employees or staff in a 14-day period constitutes an outbreak. Residential care facilities also represent group living facilities where COVID-19 can be easily spread. We investigate residents, staff and close contacts of infected individuals for possible exposure.

**These outbreak figures are reported directly to MSDH by the facility.** Many of the cases and deaths reported by facilities may not yet be included in our totals of lab-reported cases.

▶ [Mississippi COVID-19 cases and deaths in long-term care facilities](#) PDF

Long-term care facilities include nursing homes, personal care homes, assisted living homes, and intermediate care facilities for individuals with intellectual disability (ICF-IID)

▶ [Mississippi COVID-19 cases and deaths in residential care facilities](#) PDF

Residential care facilities include psychiatric or chemical dependency residential treatment centers and long-term acute care facilities.

## Ongoing Outbreaks in Nursing Homes

Because nursing homes report COVID-19 data directly to the Centers for Medicare and Medicaid (CMS), we have replaced our usual long-term care facility report with the most recent CMS nursing home data, avoiding duplicate reporting requirements for these facilities.

Data such as illness in residents and staff, deaths in residents, as well as a number of other data elements are now publicly available on the CMS website. MSDH is providing the following links to view this data, which is reported directly by the Nursing Homes and is updated daily.

**Note:** Cases and deaths listed on the CMS website may not have appeared yet in our county totals, which are based on reports from testing laboratories.

- ▶ [Search for nursing home COVID-19 data](#)
- ▶ [About the CMS COVID-19 dataset](#)
- ▶ [CMS state and national COVID-19 nursing home data](#)

---

## Mississippi COVID-19 Data Charts and Map

Detailed charts of COVID-19 cases, deaths and hospitalizations will resume on Saturday.

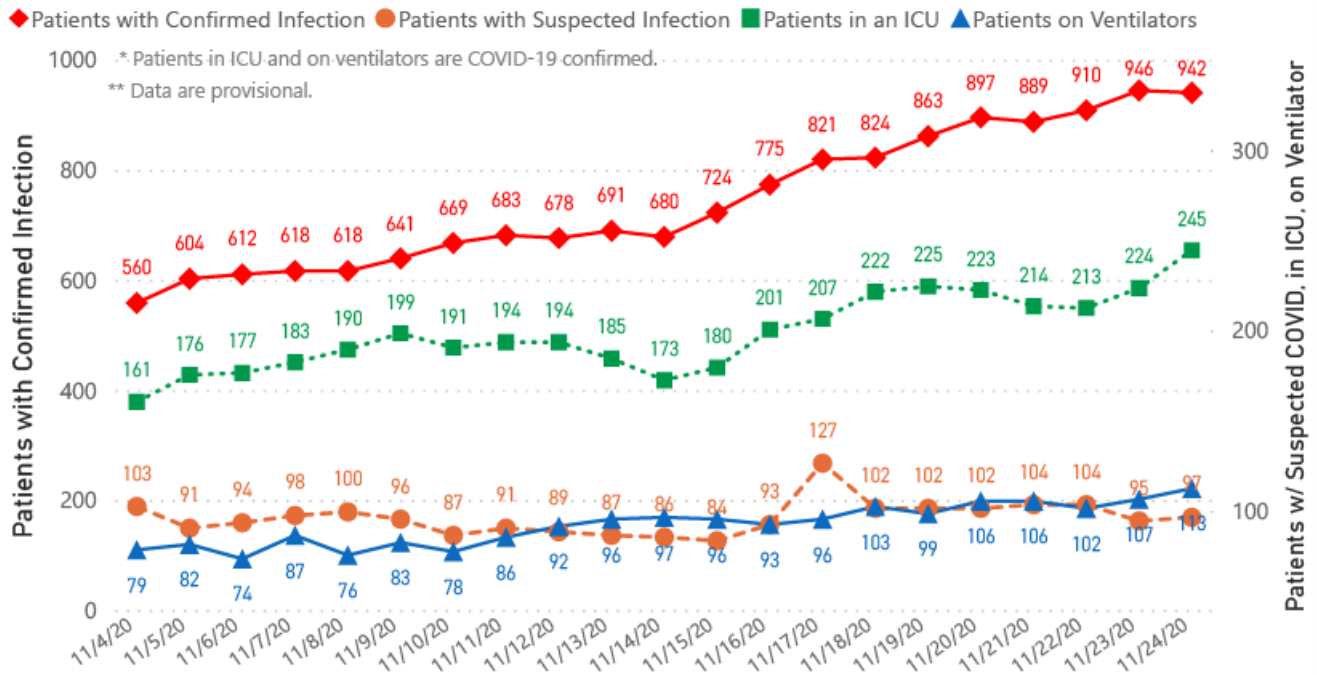
All data reports below are updated as they become available.

## Hospitalizations and Bed Availability

- ▶ [Interactive charts of hospitalizations](#)



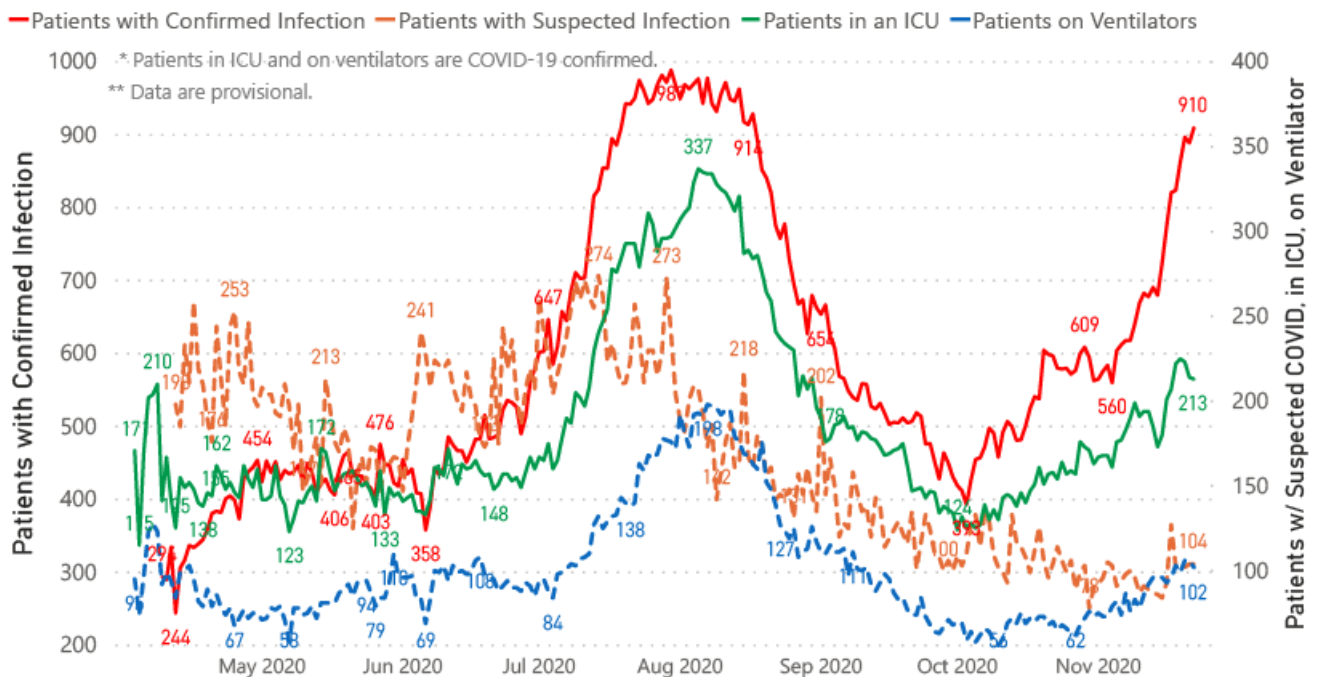
## COVID-19 Hospitalizations Reported by MS Hospitals, 11/4/20-11/24/20 \*,\*\*



### Hospitalization and ICU Use to Date

Updated weekly

## COVID-19 Hospitalizations Trends, Reported by MS Hospitals as of 11/22/20 \*,\*\*



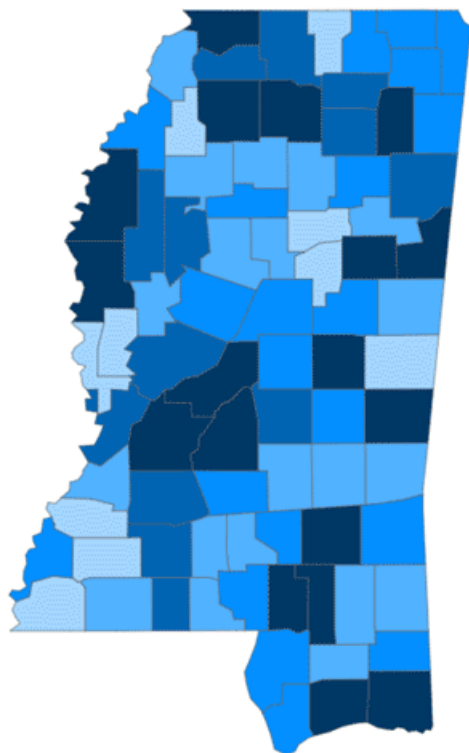
### Daily Statewide Data Charts

Our state case map and other data charts are also available in interactive form.

► [View interactive map](#)

The charts below are based on available data at the time of publication. Charts do **not** include cases where insufficient details of the case are known.

### Mississippi COVID-19 Cases and Deaths by Race with Ethnicity as of 6 pm CT, November 24, 2020



● 1 to 500 ● 501 to 1000 ● 1001 to 1500 ● 1501 to 2100 ● >2100

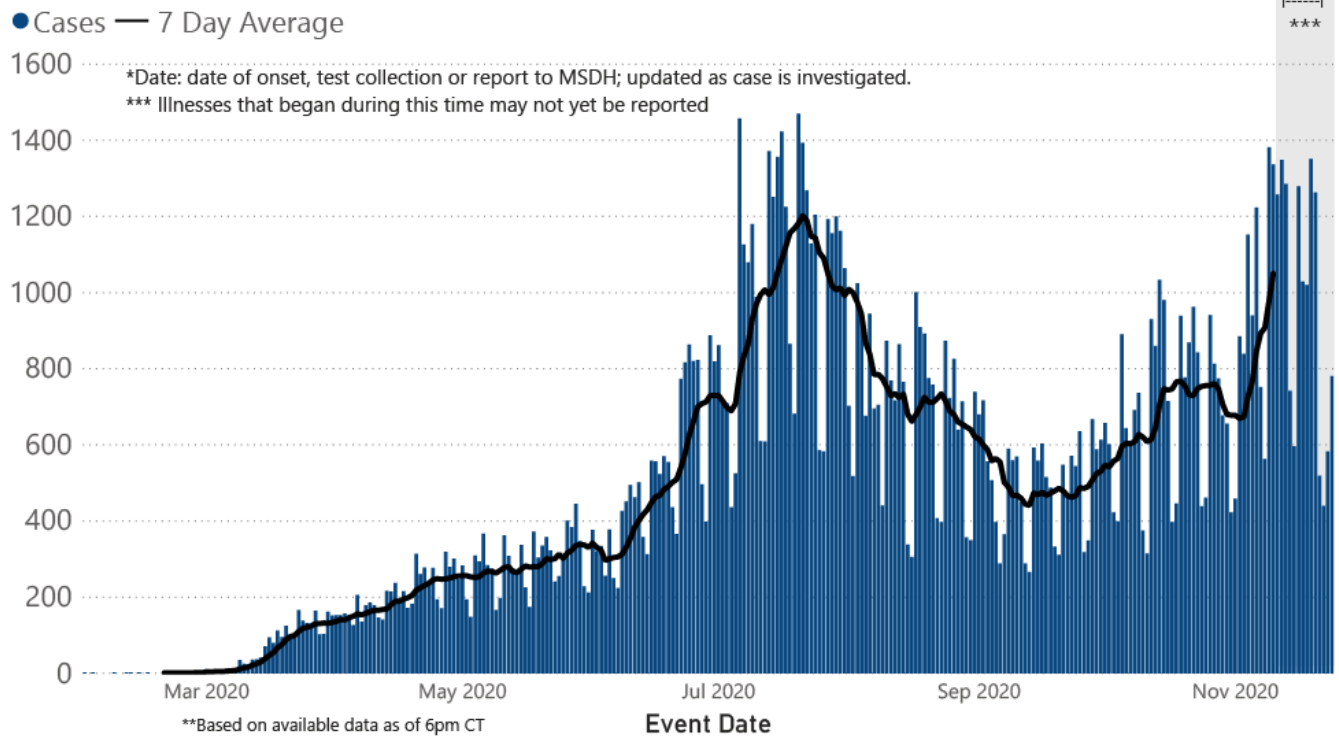
Total Cases  
**145,636**

	American Indian or Alaska Native	Asian	Black	White	Other	Unknown
Non Hispanic	662	441	43,225	48,622	1,613	791
Hispanic	22	18	196	1,164	2,178	222
Unknown Ethnicity	806	114	9,341	11,750	5,219	19,252

Total Deaths  
**3,745**

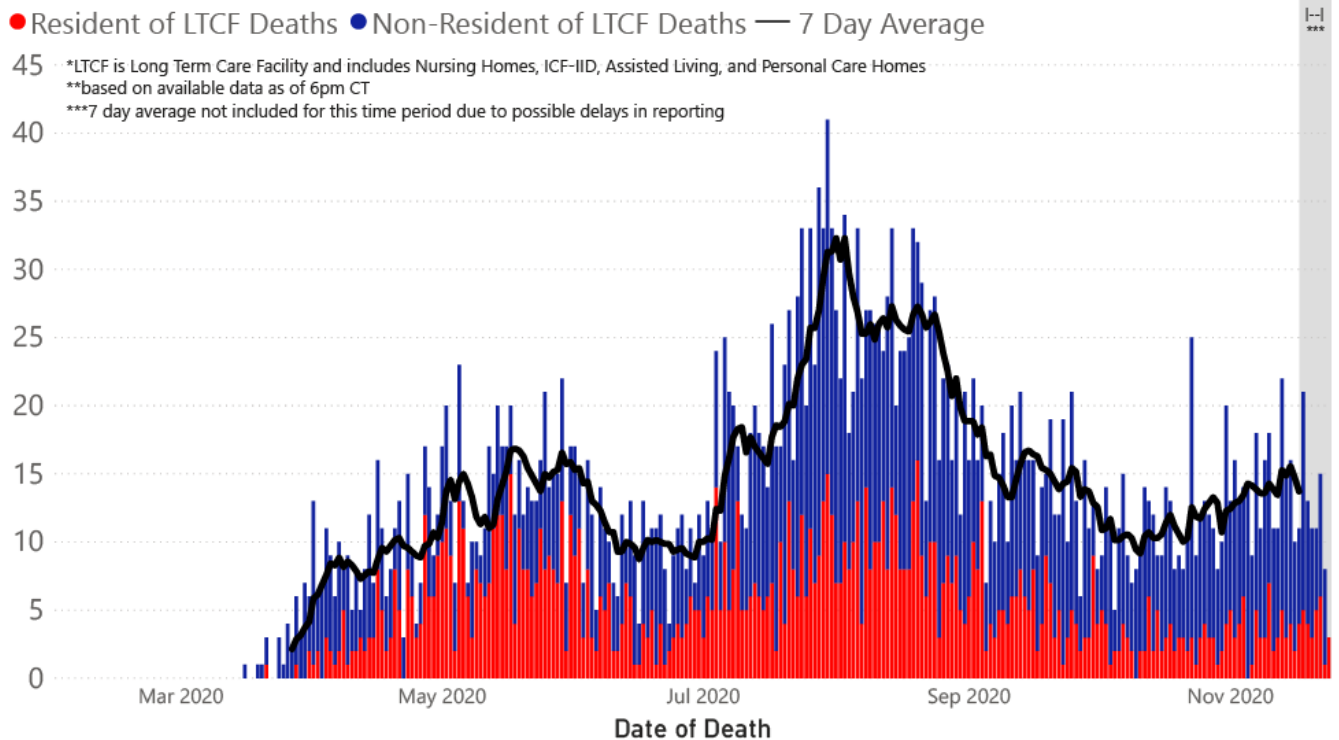
	American Indian or Alaska Native	Asian	Black	White	Other	Unknown
Non Hispanic	68	5	1,461	1,534	18	6
Hispanic	1	0	7	20	16	1
Unknown Ethnicity	21	6	195	267	31	88

## COVID-19 Cases by Date\* through November 24, 2020\*\*, Mississippi

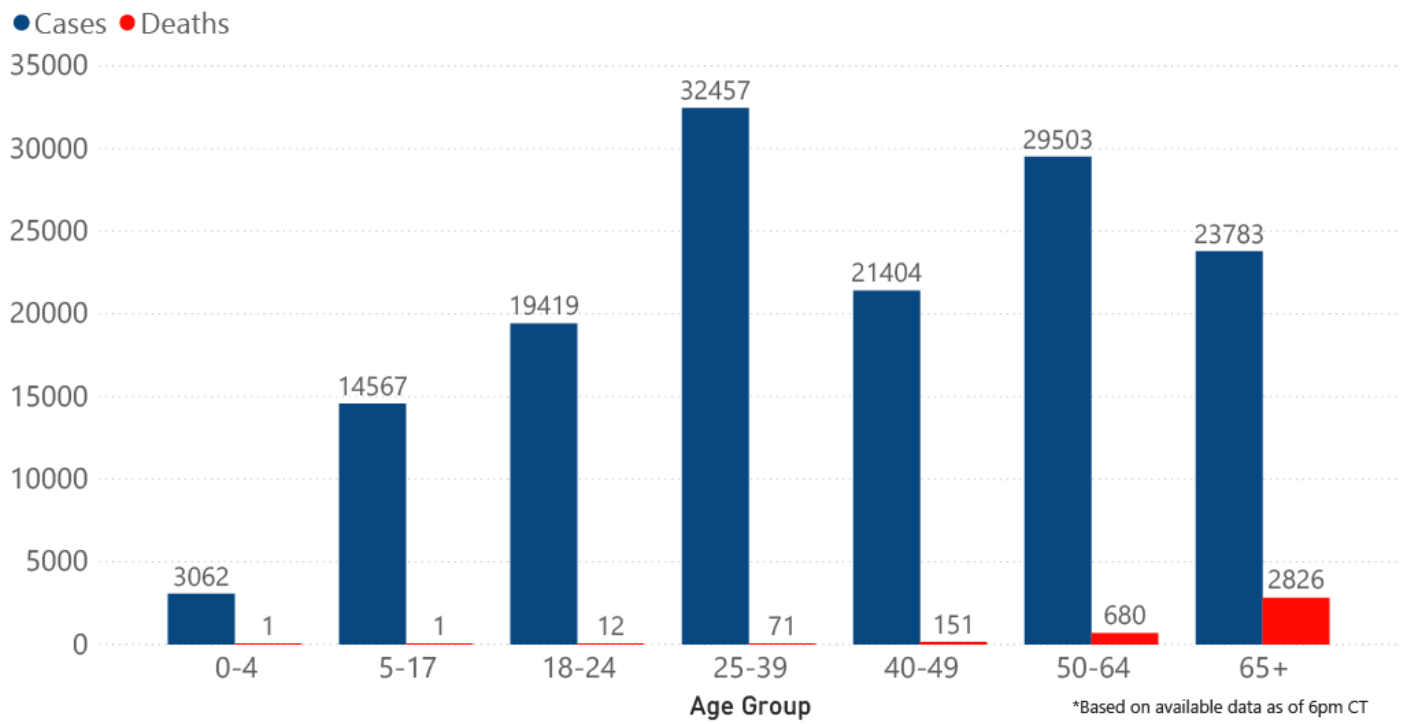


**Note:** Values up to two weeks in the past on the chart of Cases by Date above can change as we update it with new information from disease investigation.

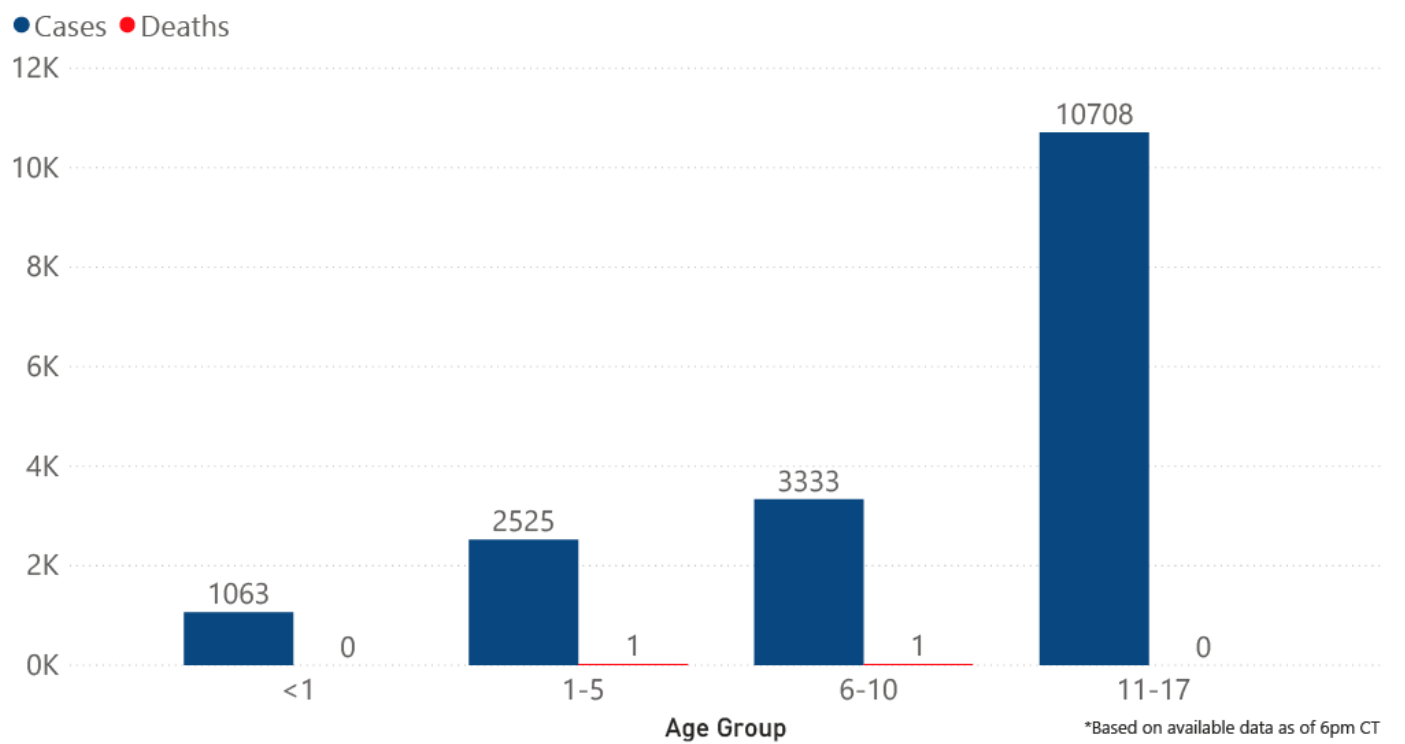
## COVID-19 LTCF\* and Non-LTCF Deaths by Date of Death through November 24, 2020\*\*, Mississippi



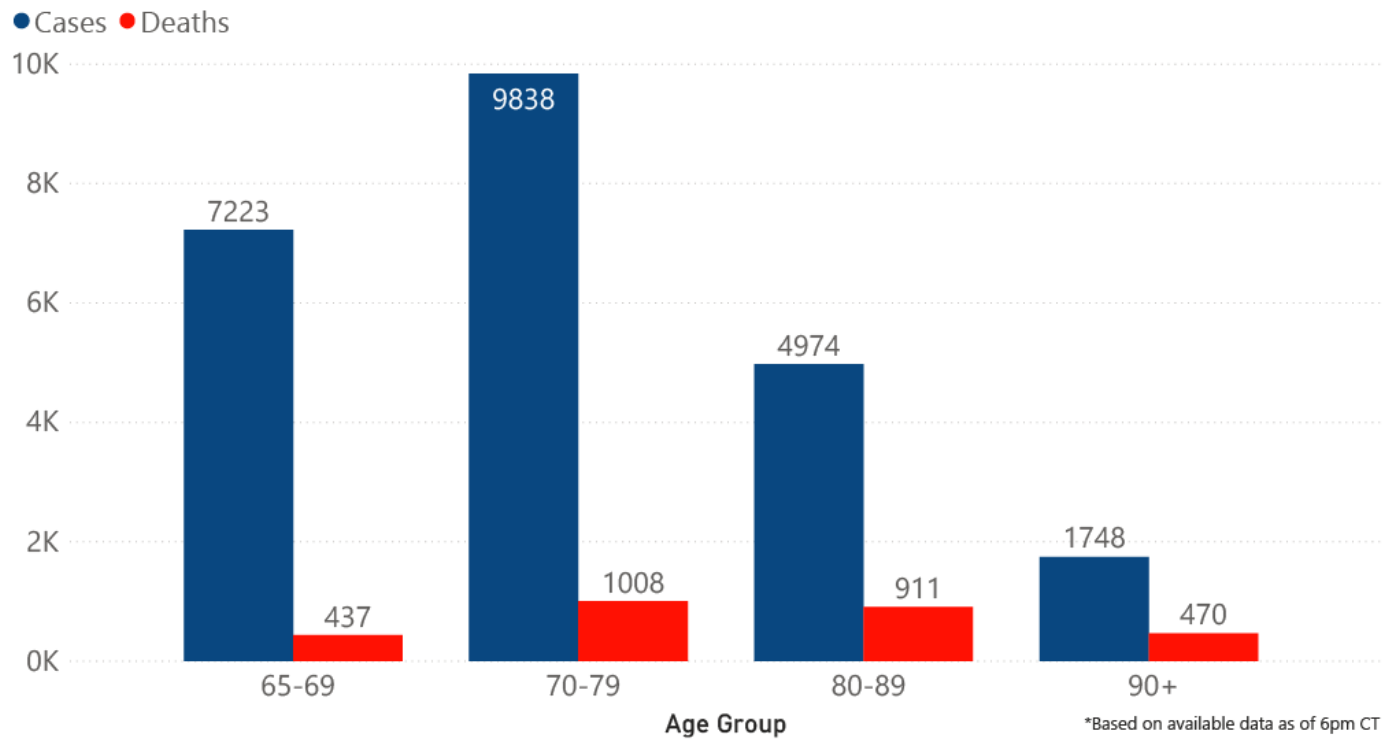
## COVID-19 Cases and Deaths by Age Group through November 24, 2020\*, Mississippi



## COVID-19 Pediatric Cases and Deaths by Age Group through November 24, 2020\*, Mississippi



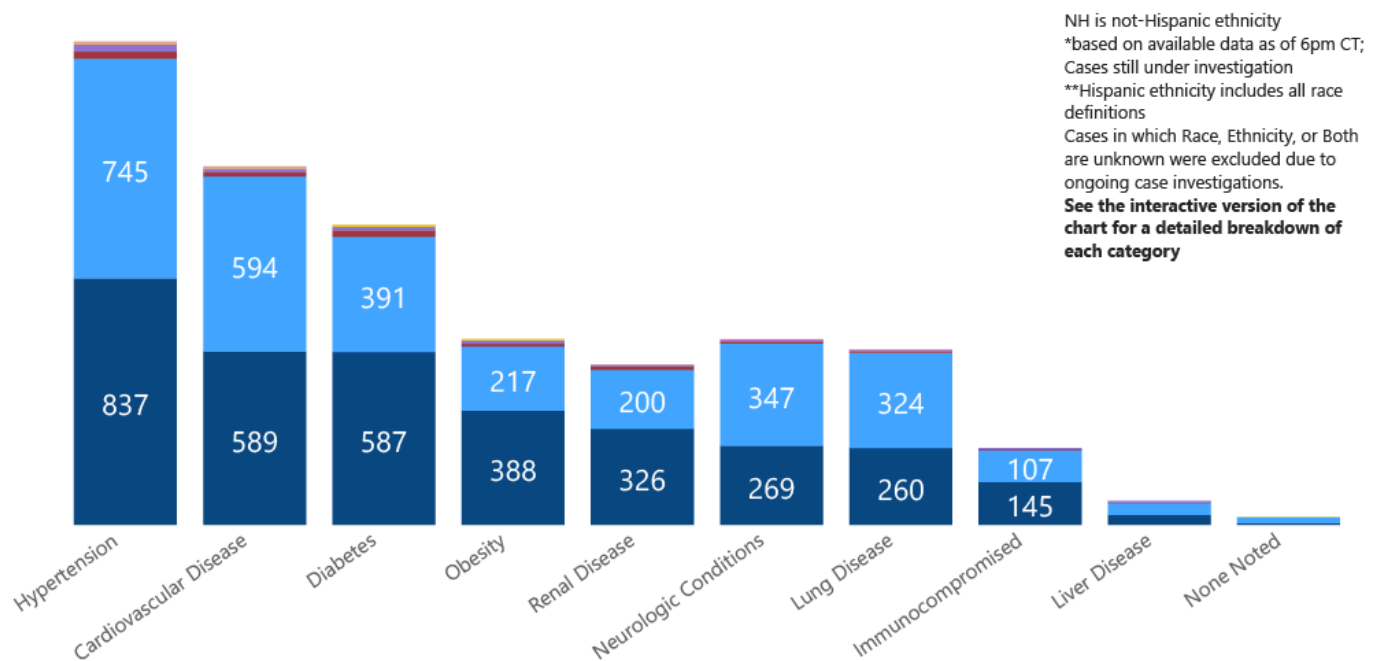
## COVID-19 Geriatric Cases and Deaths by Age Group through November 24, 2020\*, Mississippi



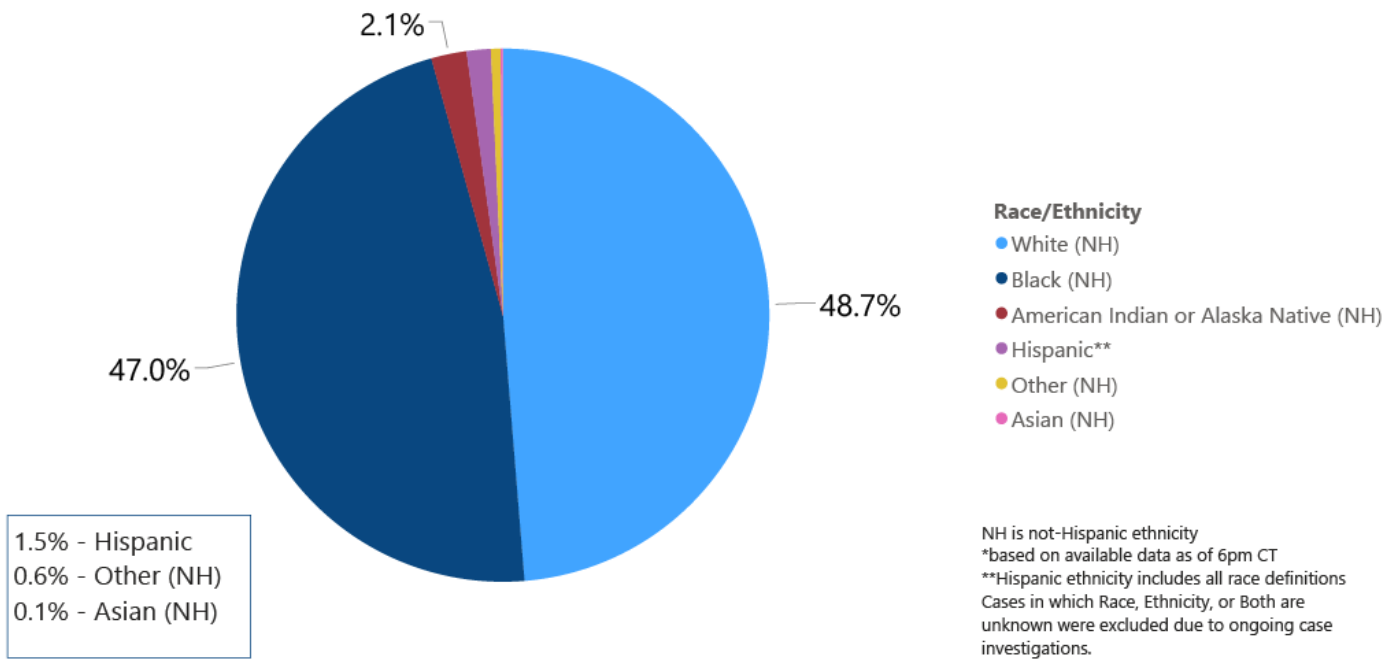
## Weekly Statewide Data Summaries

### COVID-19 Underlying Conditions in Deaths by Race/Ethnicity through November 22, 2020\*, Mississippi

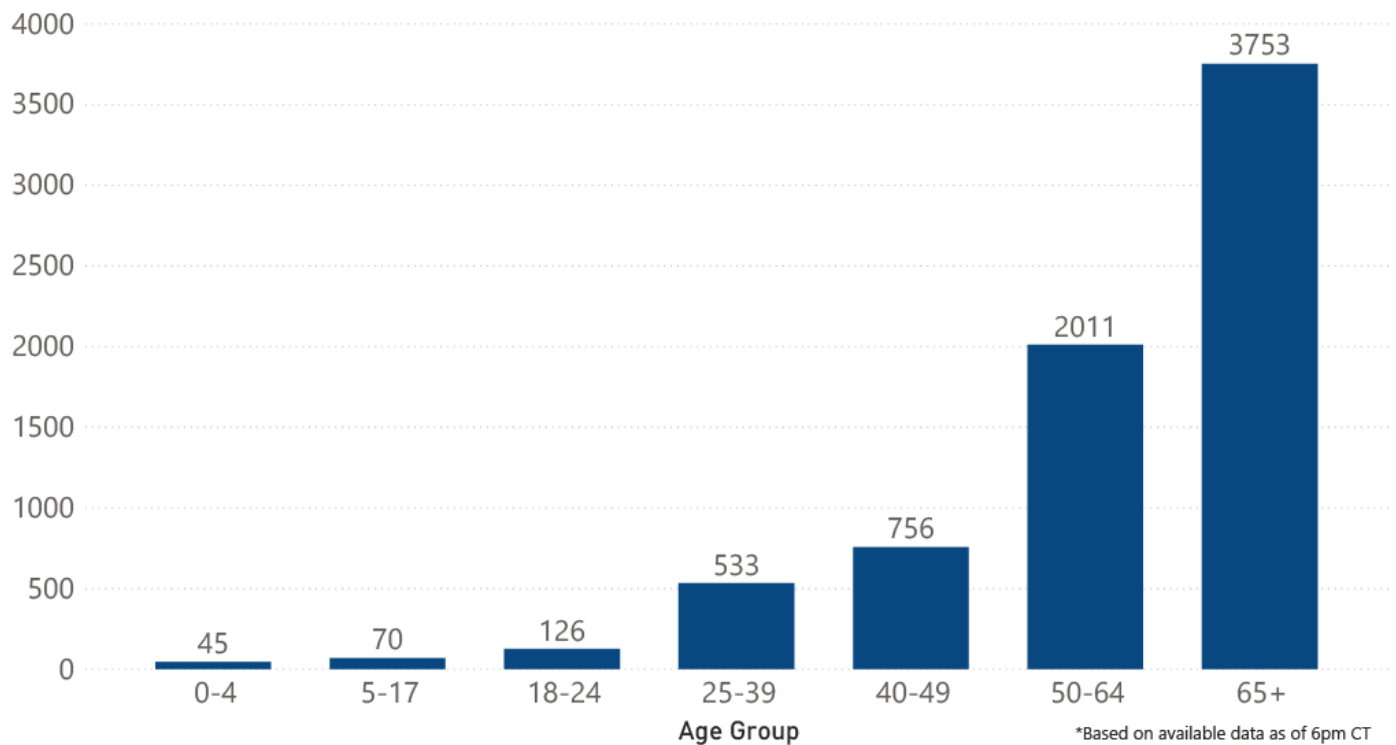
Race/Ethnicity ● Black (NH) ● White (NH) ● American Indian or Alaska Native (NH) ● Hispanic\*\* ● Other (NH) ● Asian (NH)



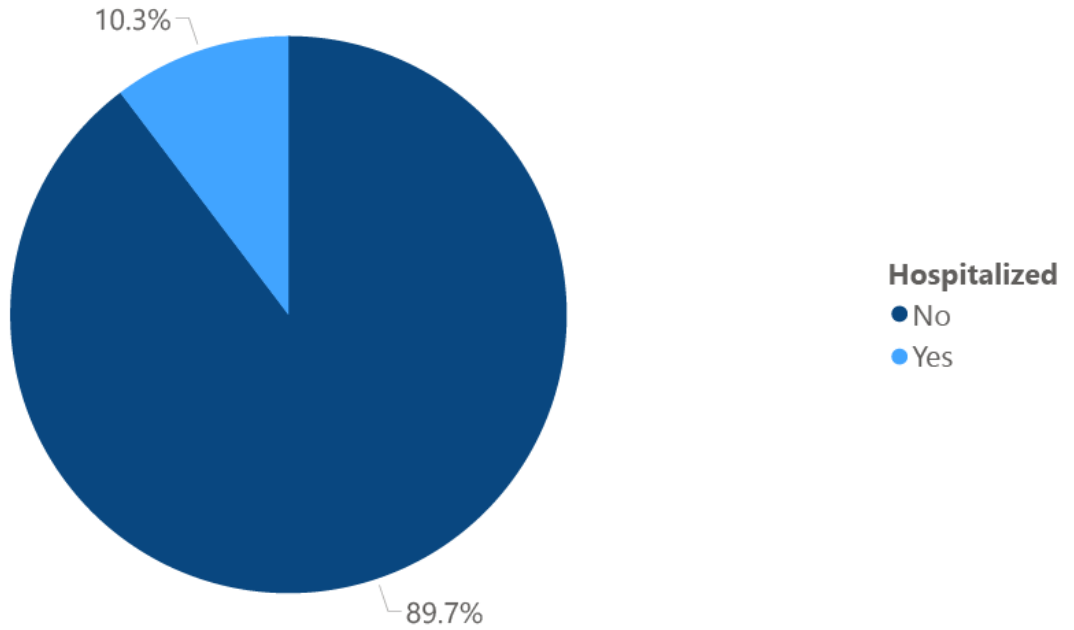
## COVID-19 Deaths by Race/Ethnicity through November 22, 2020\*, Mississippi



## COVID-19 Hospitalized Cases by Age through November 22, 2020\*, Mississippi



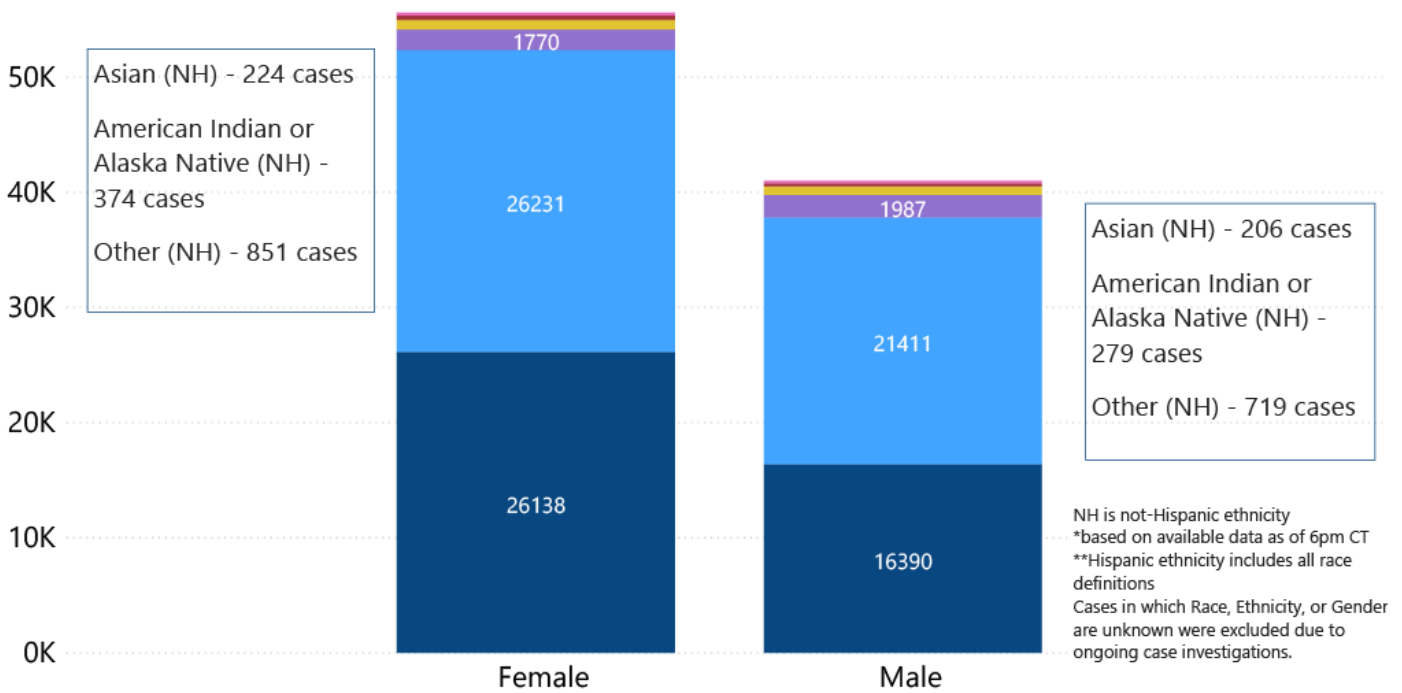
**COVID-19 Cumulative Hospitalizations-Investigated Cases November 22, 2020 \***



\* Cases in which hospitalization is unknown were excluded due to ongoing case investigations; based on available data as of 6 pm CT

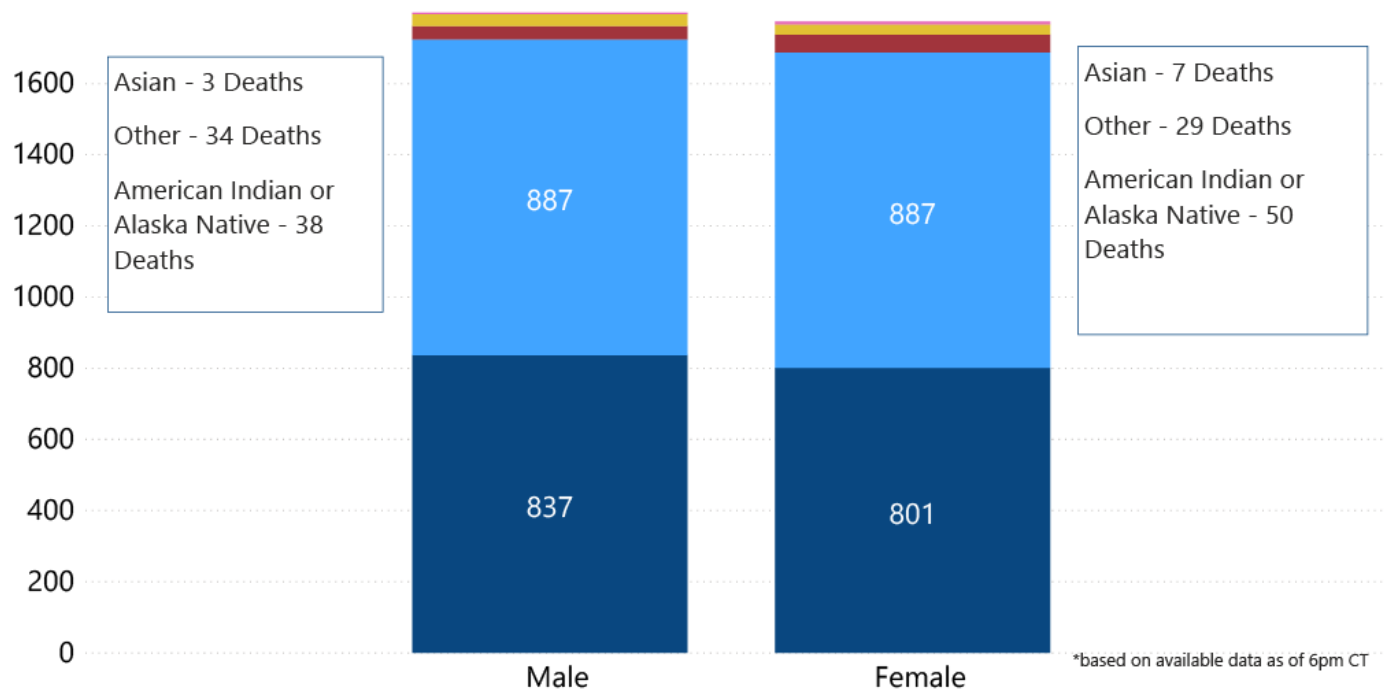
**COVID-19 Cases by Race/Ethnicity and Gender through November 22, 2020\*, Mississippi**

**Race/Ethnicity** ● Black (NH) ● White (NH) ● Hispanic\*\* ● Other (NH) ● American Indian or Alaska Native (NH) ● Asian (NH)

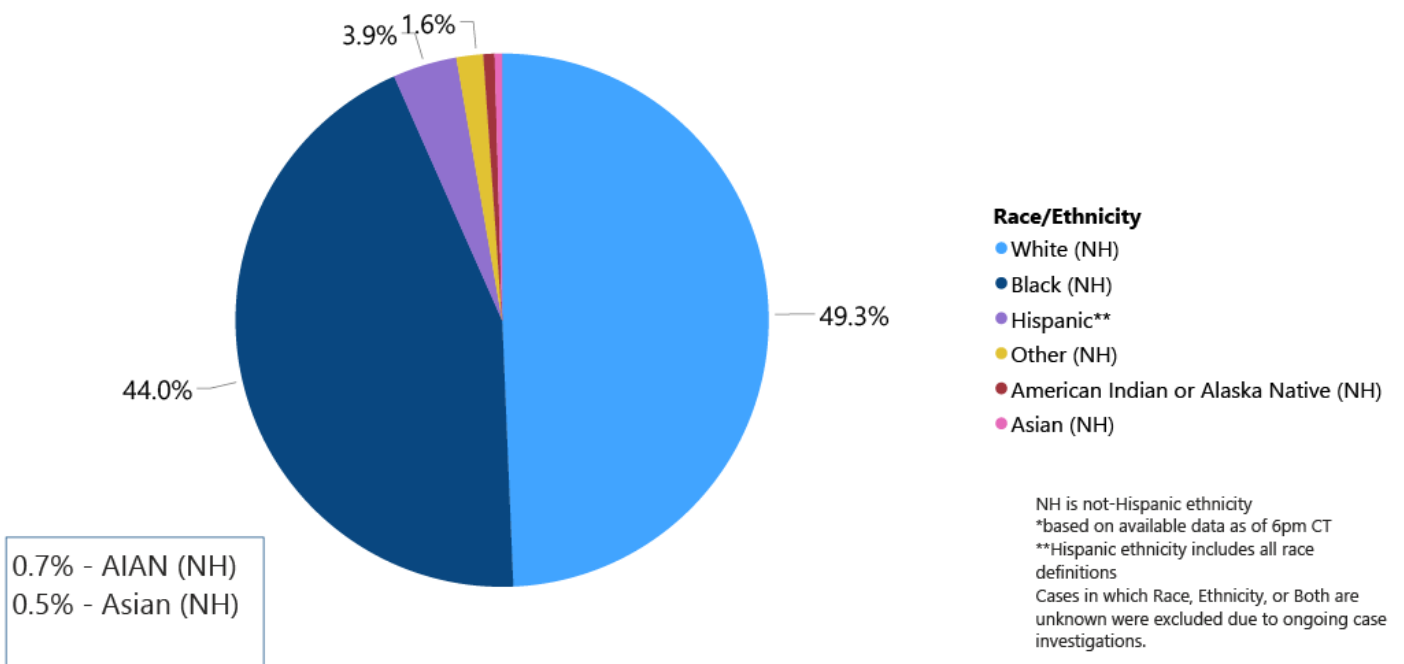


## COVID-19 Deaths by Race and Gender through November 22, 2020\*, Mississippi

Race ● Black ● White ● American Indian or Alaska Native ● Other ● Asian

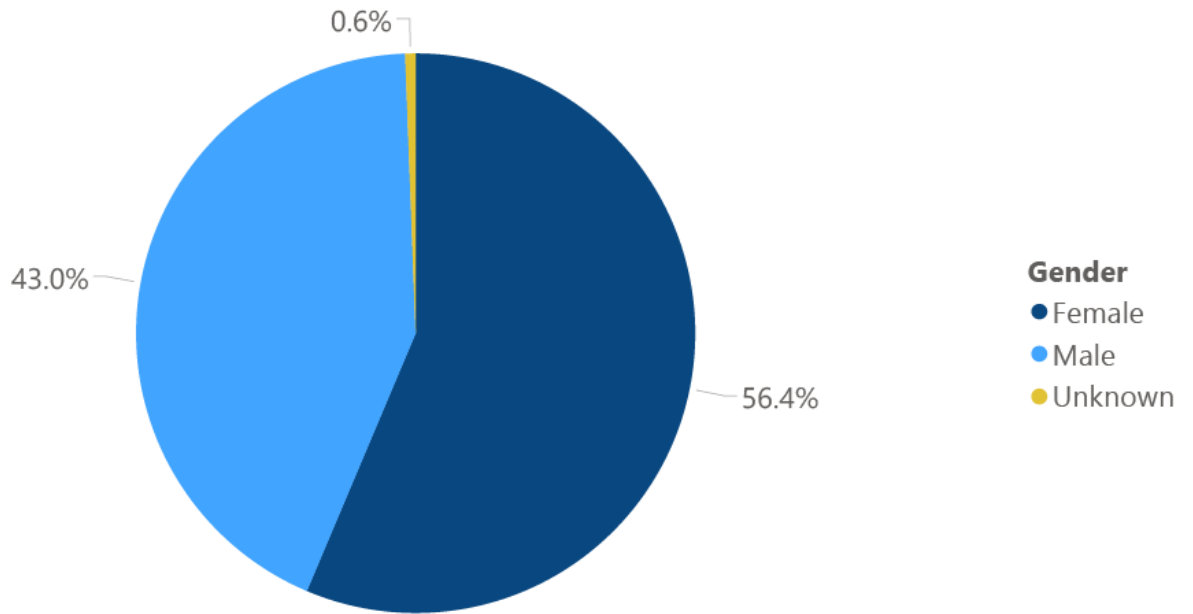


## COVID-19 Cases by Race/Ethnicity through November 22, 2020\*, Mississippi





## COVID-19 Cases by Gender through November 22, 2020\*, Mississippi



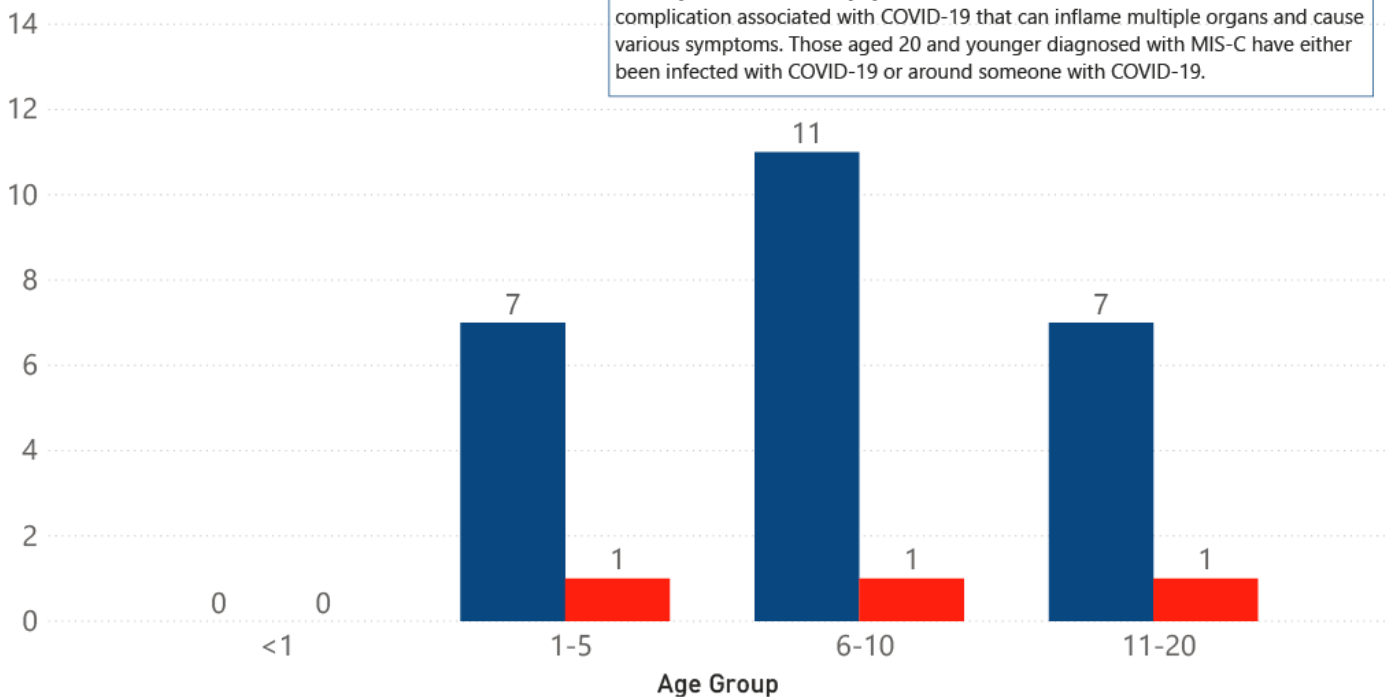
\*Based on available data as of 6pm CT

## Weekly Pediatric MIS-C Cases and Deaths

[Multisystem inflammatory syndrome in children \(MIS-C\)](#) is a rare but serious condition associated with COVID-19 that causes inflammation in many body parts, including the heart and other vital organs.

## MIS-C\* Cases and Deaths by Age Group through November 22, 2020, Mississippi

● MIS-C Cases ● MIS-C Deaths



\*Multisystem inflammatory syndrome in children (MIS-C): A rare but serious complication associated with COVID-19 that can inflame multiple organs and cause various symptoms. Those aged 20 and younger diagnosed with MIS-C have either been infected with COVID-19 or around someone with COVID-19.

## Weekly High Case and High Incidence Counties

Tracking counties with recent high numbers of COVID-19 cases, adjusted for population, provides insight on where local outbreaks are most serious, and where protective measures should be increased. For more accurate reporting, these weekly charts include sample collection dates only up to seven days in the past to allow for case investigation and delays in lab test reports.

Cases counts in these charts is based on the date of illness onset. If the date of illness is not known, the date the test sample was taken, or the date of test result reporting is used instead. Counts are adjusted as cases are investigated.

Counties are ranked by highest weekly case counts, and by weekly incidence (cases proportional to population). A separate table ranking all counties is also available. **All tables updated weekly.**

► [Full tables of counties ranked by weekly incidence and cases](#) PDF

COVID-19 High Incidence MS Counties Over 2 Week Period (November 2-15, 2020*)					
County	Cases (November 2-15)	Cases per 100,000 (November 2-15)	Cases to Date (through November 15)	Cases per 100,000 Total	Percent Change
CARROLL	107	1075.7	653	6564.8	20%
MONTGOMERY	101	1033.2	681	6966.8	17%
MARSHALL	322	912.3	1946	5513.7	20%
ATTALA	160	880.4	986	5425.3	19%
BENTON	66	799.1	454	5497.0	17%
LEE	668	781.9	4475	5237.8	18%
TISHOMINGO	147	758.4	996	5138.5	17%
WINSTON	134	746.3	1059	5898.1	14%
PONTOTOC	238	739.7	1815	5641.2	15%
TATE	203	716.8	1523	5377.6	15%
UNION	202	701.0	1499	5202.2	16%
LAWRENCE	87	691.2	668	5307.5	15%

\*based on available data as of 6pm CT  
 Cases based on test date. Cases without test date excluded due to ongoing investigations.  
 Table will be updated weekly. A one week lag is used for reporting.

## COVID-19 High Case MS Counties Over 2 Week Period (November 2-15, 2020\*)

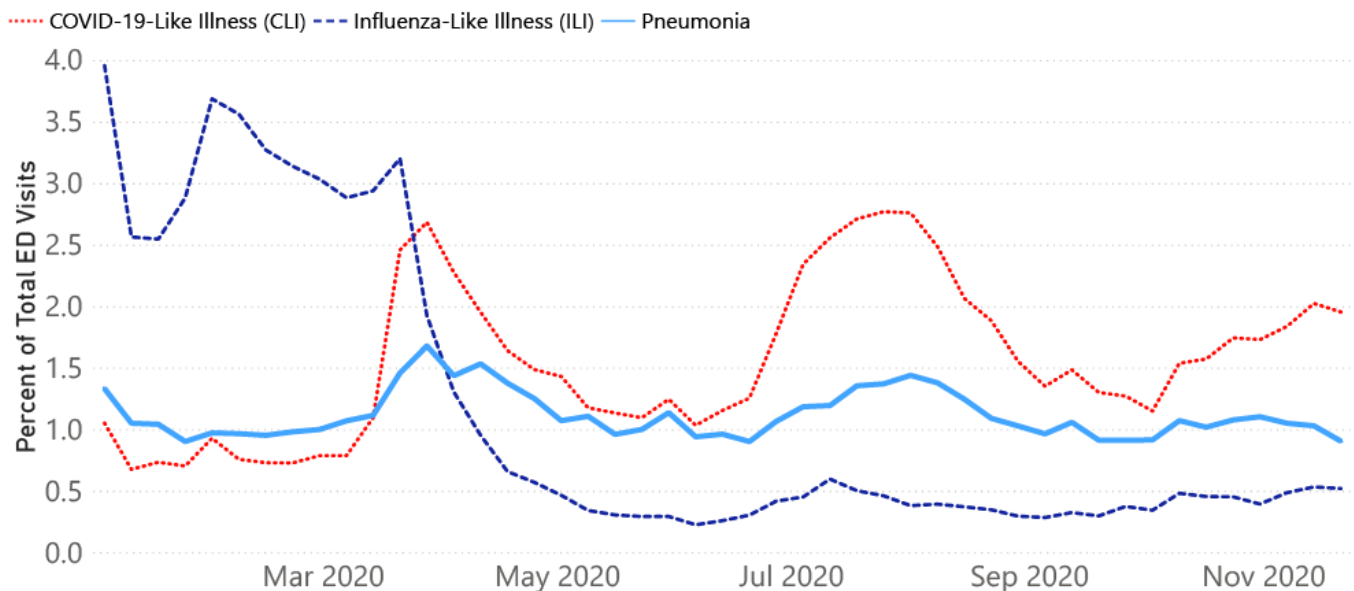
County	Cases (November 2-15)	Cases per 100,000 (November 2-15)	Cases to Date (through November 15)	Cases per 100,000 Total	Percent Change
DESOTO	1167	631.0	9023	4878.7	15%
HINDS	816	352.0	9132	3938.9	10%
HARRISON	740	355.6	6553	3149.3	13%
JACKSON	686	477.7	5870	4087.3	13%
LEE	668	781.9	4475	5237.8	18%
RANKIN	621	399.9	4904	3158.3	14%
MADISON	408	383.9	4385	4126.2	10%
LAUDERDALE	384	518.0	3115	4202.4	14%
MARSHALL	322	912.3	1946	5513.7	20%
FORREST	284	379.2	3496	4667.7	9%
LAFAYETTE	280	518.3	2929	5422.2	11%
PONTOTOC	238	739.7	1815	5641.2	15%

\*based on available data as of 6pm CT  
 Cases based on test date. Cases without test date excluded due to ongoing investigations.  
 Table will be updated weekly. A one week lag is used for reporting.

## Syndromic Surveillance

Emergency department visits by those with symptoms characteristic of COVID-19, influenza and pneumonia, updated weekly.

### Percentage of Emergency Department and Clinic visits for CLI, ILI, and Pneumonia Cases Weekly Statewide Summary, January 4, 2020 - November 21, 2020



\*The graph represents syndromic surveillance data from emergency department visits, reported electronically by hospitals throughout the state, that are consistent with COVID-19-Like Illness (CLI), Influenza-Like Illness (ILI), and Pneumonia. Based on available data as of 6pm CT. Graph will be updated weekly.

## Estimated Recoveries

Presumed COVID-19 cases recovered, estimated weekly (does not include cases still under investigation).

## COVID-19 Presumed Recovered Cases through November 22, 2020, Mississippi

# 121,637

## Presumed Recovered\*

\*Reflects Provisional Estimates. Presumed Recovered if:

- 1) It has been 14 days or more since the case tested positive, if they were not hospitalized
- 2) It has been 21 days or more since the case tested positive, if they were hospitalized or hospitalization was unknown.

All deaths excluded. Presumed recovered counts will be updated weekly.

## U.S. and World Cases

- ▶ [COVID-19 cases in the United States \(CDC\)](#)
- ▶ [U.S. COVID-19 Tracker \(CDC\)](#)
- ▶ [COVID-19 Global Case Map \(Johns Hopkins University\)](#)

## COVID-19 Testing

### Statewide Combined Testing as of November 21

COVID-19 testing providers around the state include commercial laboratories as well as hospital labs. Combined with testing done by the MSDH Public Health Laboratory, the figures provide a complete picture of all Mississippi testing. (Updated weekly)

**PCR** testing detects current, active COVID-19 infection in an individual.

**Antibody** (serology) testing identifies individuals with past COVID-19 infection based on antibodies they develop one to three weeks after infection.

**Antigen** testing is another way to identify current COVID-19 infection.

	Total tests	PCR	Antibody	Antigen
MSDH Public Health Laboratory	128,300	127,057	1,243	0
Other testing providers	1,159,516	937,885	48,771	172,860

Total tests for COVID-19 statewide	<b>1,287,816</b>	<b>1,064,942</b>	<b>50,014</b>	<b>172,860</b>
------------------------------------	------------------	------------------	---------------	----------------

## MSDH Individuals Tested as of November 25

MSDH Public Health Laboratory (MPHL) testing totals as of 3 p.m. These totals are for tests performed at the MPHL only.

- Total individuals tested by the MPHL: **86,709**
- Total positive individuals from MPHL tests: **9,596**

## Getting Tested for COVID-19

The MSDH Public Health Laboratory, its partners, and private providers are testing statewide for COVID-19.

Anyone with symptoms of fever, severe cough or severe chest pains – especially those who are older or in poor health – should make arrangements for testing with their doctor or one of the many healthcare providers now performing testing. Healthcare providers can assess your health history and symptoms, and perform testing for COVID-19 as needed. MSDH is also helping conduct free drive-up testing sites in many parts of the state. **Always call ahead to the testing provider for instructions on safely being examined before you visit for your test.**

- ▶ [Find a COVID-19 testing provider near you](#)

## Prevention and Guidance for Individuals and the Community

- ▶ [Preventive steps to take, recommendations, guidance and general information on COVID-19](#)

Get COVID-19 e-mail updates daily with our free newsletter:  

Last reviewed on Mar 5,  
2020

[error on this](#)

[email page](#)

[print](#)

### *Related resources*

- ▶ [IT IS REAL: COVID-19 as Told by Survivors](#)
- ▶ [Local COVID-19 Testing Providers](#)
- ▶ [COVID-19 Guidance and Prevention for Individuals and the Community](#)  
Updated November 24, 2020

### *More topics*

- ▶ [\[ Espanol, Tieng Viet, ASL \]](#)
- ▶ [County Data](#)
- ▶ [Diagnostic Testing EUA](#)
- ▶ [Handouts and Posters](#)
- ▶ [Healthcare Professionals](#)
- ▶ [Interactive Map and Charts](#)
- ▶ [Long-Term Care Outbreaks](#)
- ▶ [Prevention and Safety Guidance](#)
- ▶ [School Cases and Outbreaks](#)
- ▶ [Testing for COVID-19](#)

65 or older?

**Stay Home.  
Stay Safe.  
Stay Healthy.**

LEARN MORE



#### AGENCY

[About Us](#)

[Administration](#)

[Board of Health](#)

[County Offices](#)

[Institutional Review](#)

[Jobs](#)

[Locations](#)

[Public Health Laboratory](#)

[RFPs/Grants](#)

[More »](#)

---

[Intranet](#)

[OHIT+ER Service Center](#)

[Webmail](#)

#### INFORMATION

[Apps](#)

[Calendar of Events](#)

[Contact Us](#)

[Meetings](#)

[Health Resources](#)

[Hotlines](#)

[Locations](#)

[News](#)

[Newsletter](#)

[Phone Numbers](#)

[Español](#)

#### I NEED A ...

[Birth Certificate](#)

[Certificate of Need](#)

[Children's Health Insurance](#)

[Complaint Form](#)

Criminal History Check  
Death Certificate  
Divorce Record  
Food Permit  
Immunization Record  
J-1 Visa  
License Verification  
Marriage Record  
Professional License  
Public Records Request  
Wastewater Application

#### **PUBLICATIONS**

Annual Report  
CON Weekly Reports  
Health Facilities Directory  
Mississippi Morbidity Reports  
Public Health Report  
State Health Plan  
Strategic Plan  
*More »*

Mississippi State Department of Health • 570 East Woodrow Wilson Dr • Jackson, MS 39216 • 866-HLTHY4U • Contact and information

