



Coronavirus Disease 2019 (COVID-19)

Updated November 29, 2020

The national Centers for Disease Control and Prevention (CDC) and the Mississippi State Department of Health continue to closely monitor the outbreak of respiratory illnesses caused by the novel (new) coronavirus COVID-19, and are working to limit the spread of cases nationally and in Mississippi.

Mississippi Coronavirus Hotline (7 days a week, 7 a.m.-7 p.m.): **877-978-6453**

General Information

- ▶ [MSDH COVID-19 vaccination plan \(draft\)](#)
- ▶ [COVID-19 overview, questions and answers](#)
- ▶ [COVID-19 and You: Video Q & A with State Health Officer Dr. Thomas Dobbs](#)
- ▶ [Guidance, prevention and testing](#)
- ▶ [Handouts: Basic disease prevention, handwashing and more](#)
- ▶ [ASL, Spanish and Vietnamese materials](#)

Home isolation is mandatory if you have tested positive for COVID-19 by [order of the State Health Officer](#). (If you are awaiting results of routine testing *not* related to exposure, you may [return to work](#) and follow the safety guidance of your employer.)

Quarantine is mandatory for household members of someone who has COVID-19. Home quarantine permits working under certain circumstances.

[More about isolation and quarantine »](#)

Healthcare Professionals

Guidance and more →

- ▶ [Healthcare guidance](#)
- ▶ [Electronic reporting](#)
- ▶ [Vaccine providers](#)
- ▶ [Specimens](#)
- ▶ [Lab dropoff](#)
- ▶ [MS-HAN Alerts](#)

[ALL HEALTHCARE](#)

Current Cases and Statistics

County and state data →

- ▶ [Today's update](#)
- ▶ [County data reports](#)
- ▶ [State data charts](#)
- ▶ [Schools and LTC facilities](#)
- ▶ [Lab testing](#)
- ▶ [Recoveries](#)

[ALL STATISTICS](#)

Guidance, Testing and Prevention

Personal and community →

- ▶ [Getting tested](#)
- ▶ [Personal protection](#)
- ▶ [Gatherings and events](#)
- ▶ [Business and community](#)
- ▶ [School guidelines](#)
- ▶ [State agencies](#)

[ALL GUIDANCE](#)

COVID-19 in Mississippi

New Cases and Deaths as of November 28

NEW CASES

1,845

NEW DEATHS

27

New COVID-19 related deaths reported to MSDH as of 6 p.m. yesterday. Nine deaths occurred between November 27 and November 28 in the counties below.

County	Total
Jackson	1
Lafayette	1
Madison	1
Panola	1
Scott	1
Walthall	1
Washington	1
Winston	2

18 COVID-19 related deaths occurred between September 7 and November 12, identified from death certificate reports.

County	Total
Adams	1
George	1
Hancock	1
Harrison	1
Jackson	4
Leflore	1
Monroe	1
Panola	1
Pearl River	1
Pontotoc	1
Prentiss	1
Stone	1
Union	1
Yalobusha	1
Yazoo	1

LTC OUTBREAKS

203

Current outbreaks in long-term care facilities only. (See [LTC facility outbreak definition](#).)

About our case counts: We currently update our case totals each day based on test results from the previous day. Outside laboratories also report positive test results to us, which are included in our totals. Repeated tests for the same individual are counted only once. County case numbers and deaths may change as investigation finds new or additional information.

County COVID-19 Data

Race and Ethnicity

- ▶ [Total COVID-19 cases and deaths by county, race and ethnicity](#) PDF
Current and past data tables, updated daily

Data Snapshots for Individual Counties

- ▶ [Weekly COVID-19 snapshots for each Mississippi county](#)

High Cases and Incidence

- ▶ [Mississippi counties ranked by weekly cases and incidence](#)

Cumulative Cases and Deaths by County

Totals of all reported COVID-19 cases for 2020, including those in long-term care (LTC) facilities.

The numbers in this table are provisional. County case numbers and deaths may change as investigation finds new or additional information. The data provided below is the most current available.

County	Total Cases	Total Deaths	Total LTC Facility Cases	Total LTC Facility Deaths
Adams	1431	51	64	14
Alcorn	1528	28	88	13
Amite	552	14	15	2
Attala	1161	34	124	23
Benton	496	18	44	10
Bolivar	2424	84	222	30
Calhoun	777	13	25	4
Carroll	738	15	45	9
Total	151,785	3,806	7,697	1,444

County	Total Cases	Total Deaths	Total LTC Facility Cases	Total LTC Facility Deaths
Chickasaw	1083	32	48	14
Choctaw	345	7	1	0
Claiborne	588	16	43	9
Clarke	924	53	93	27
Clay	923	27	20	3
Coahoma	1510	43	126	11
Copiah	1654	40	71	9
Covington	1246	39	69	16
De Soto	10249	104	103	20
Forrest	3859	86	185	41
Franklin	348	5	4	1
George	1262	25	47	6
Greene	608	22	40	6
Grenada	1414	45	117	21
Hancock	1228	40	67	11
Harrison	7173	111	348	37
Hinds	10095	199	534	82
Holmes	1315	61	102	20
Humphreys	543	19	33	8
Issaquena	117	4	0	0
Itawamba	1556	35	91	17
Jackson	6440	124	183	19
Jasper	835	22	1	0
Jefferson	357	11	15	C
Jefferson Davis	578	17	8	1
Jones	3617	88	188	38
Kemper	442	18	41	9
Lafayette	3297	52	150	32
Lamar	2947	50	43	12
Lauderdale	3567	147	323	79
Lawrence	726	14	26	2
Leake	1383	44	42	7
Lee	5170	95	200	39
Total	151,785	3,806	7,697	1,444

County	Total Cases	Total Deaths	Total LTC Facility Cases	Total LTC Facility Deaths
Leflore	2068	91	196	48
Lincoln	1928	65	166	36
Lowndes	2404	64	116	34
Madison	4902	107	294	53
Marion	1173	46	105	15
Marshall	2194	50	58	15
Monroe	2010	78	176	52
Montgomery	754	25	53	9
Neshoba	2225	118	156	43
Newton	1075	29	44	10
Noxubee	719	17	21	4
Oktibbeha	2484	62	193	31
Panola	2248	52	60	11
Pearl River	1534	68	103	23
Perry	677	26	20	7
Pike	1639	58	98	27
Pontotoc	2024	29	19	2
Prentiss	1484	31	87	10
Quitman	494	7	0	0
Rankin	5705	103	224	31
Scott	1566	30	30	3
Sharkey	317	17	43	8
Simpson	1503	53	138	19
Smith	721	16	55	8
Stone	785	15	58	9
Sunflower	1919	55	84	15
Tallahatchie	974	27	31	7
Tate	1753	51	71	18
Tippah	1267	30	61	4
Tishomingo	1100	42	96	26
Tunica	618	19	15	2
Union	1695	26	46	11
Walthall	769	29	67	13
Total	151,785	3,806	7,697	1,444

County	Total Cases	Total Deaths	Total LTC Facility Cases	Total LTC Facility Deaths
Warren	1777	57	125	26
Washington	3197	108	187	39
Wayne	1190	23	59	10
Webster	450	14	52	11
Wilkinson	401	22	20	5
Winston	1237	26	64	13
Yalobusha	720	28	80	19
Yazoo	1579	40	137	15
Total	151,785	3,806	7,697	1,444

Case Classifications

Mississippi investigates and reports both probable and confirmed cases and deaths according to the [CSTE case definition](#).

	Confirmed	Probable	Total
Cases	121,614	30,171	151,785
Deaths	3,313	493	3,806

Confirmed cases and deaths are generally determined by positive PCR tests, which detect the presence of ongoing coronavirus infection.

Probable cases are those who test positive by other testing methods such as antibody or antigen, and have recent symptoms consistent with COVID-19, indicating a recent infection.

Probable deaths are those individuals with a designation of COVID-19 as a cause of death on the death certificate, but where no confirmatory testing was performed.

Deaths from COVID-19 and Other Causes

This table of death counts compares COVID-19 deaths in Mississippi by week with deaths from other major causes, including contributing and underlying causes.

▶ [Mississippi Provisional Death Counts by Week](#)
Updated weekly

K-12 School Report

Mississippi K-12 schools make weekly reports of cases among students, teachers and staff, number of outbreaks, and teachers and students under quarantine as a result of COVID-19 exposure. An outbreak in a school setting is defined as 3 or more individuals diagnosed with COVID-19 in the same group within a 14-day period.

Note: These cases have been directly reported to MSDH by each school, and may not yet have appeared in our state and county totals of cases reported by laboratories.

▶ [K-12 reports of COVID-19 school cases, outbreaks and exposure](#)
Updated weekly

Long-Term Care Facility Cases and Outbreaks

Long-term care (LTC) facilities like nursing homes are considered high risk locations because their residents are older or in poor health. A single confirmed COVID-19 infection in an LTC facility resident, or more than one infection in employees or staff in a 14-day period constitutes an outbreak. Residential care facilities also represent group living facilities where COVID-19 can be easily spread. We investigate residents, staff and close contacts of infected individuals for possible exposure.

These outbreak figures are reported directly to MSDH by the facility. Many of the cases and deaths reported by facilities may not yet be included in our totals of lab-reported cases.

▶ [Mississippi COVID-19 cases and deaths in long-term care facilities](#) PDF

Long-term care facilities include nursing homes, personal care homes, assisted living homes, and intermediate care facilities for individuals with intellectual disability (ICF-IID)

▶ [Mississippi COVID-19 cases and deaths in residential care facilities](#) PDF

Residential care facilities include psychiatric or chemical dependency residential treatment centers and long-term acute care facilities.

Ongoing Outbreaks in Nursing Homes

Data such as illness in residents and staff, deaths in residents, as well as a number of other data elements are now publicly available on the website of the Centers for Medicare and Medicaid (CMS). MSDH is providing the following links to view this data, which is reported directly by nursing homes and is updated daily.

Note: Cases and deaths listed on the CMS website may not have appeared yet in our county totals, which are based on reports from testing laboratories.

▶ [Search for nursing home COVID-19 data](#)

▶ [About the CMS COVID-19 dataset](#)

▶ [CMS state and national COVID-19 nursing home data](#)

Mississippi COVID-19 Data Charts and Map

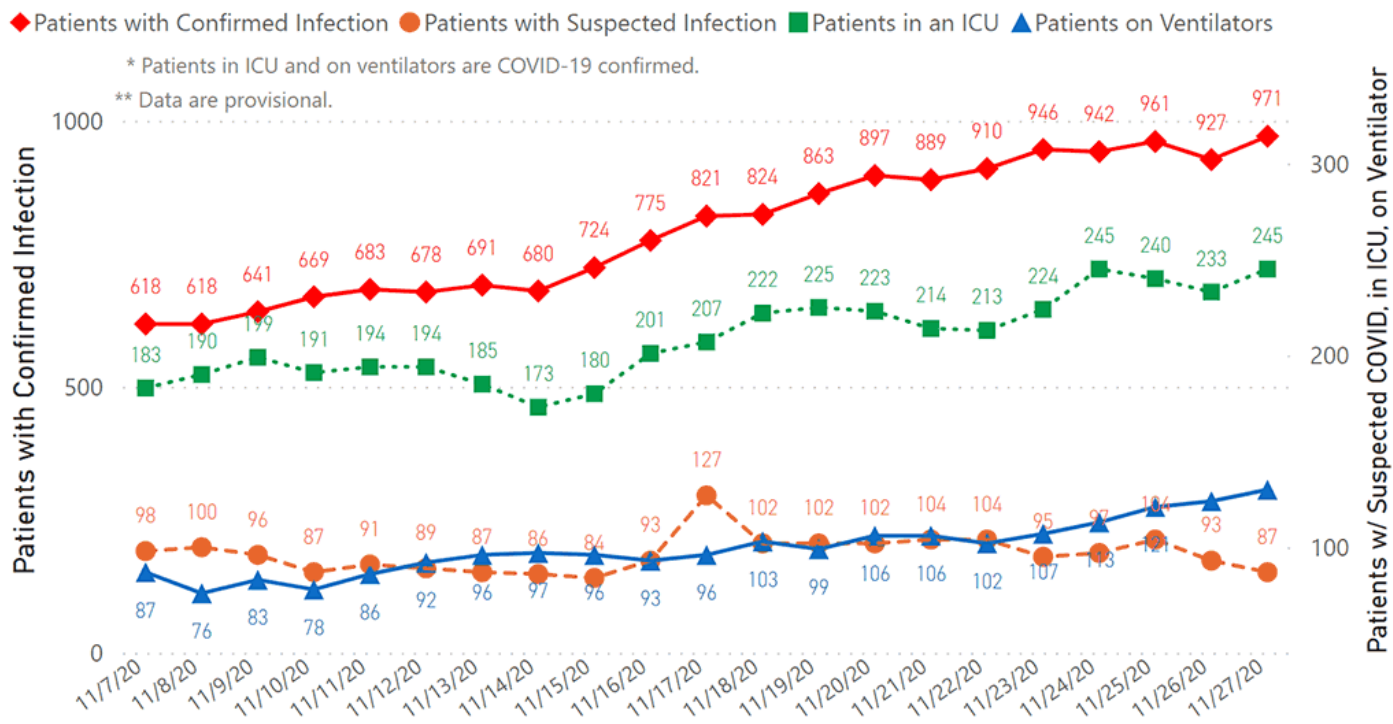
Detailed charts of COVID-19 cases, deaths and hospitalizations will resume on Sunday.

All data reports below are updated as they become available.

Hospitalizations and Bed Availability

▶ [Interactive charts of hospitalizations](#)

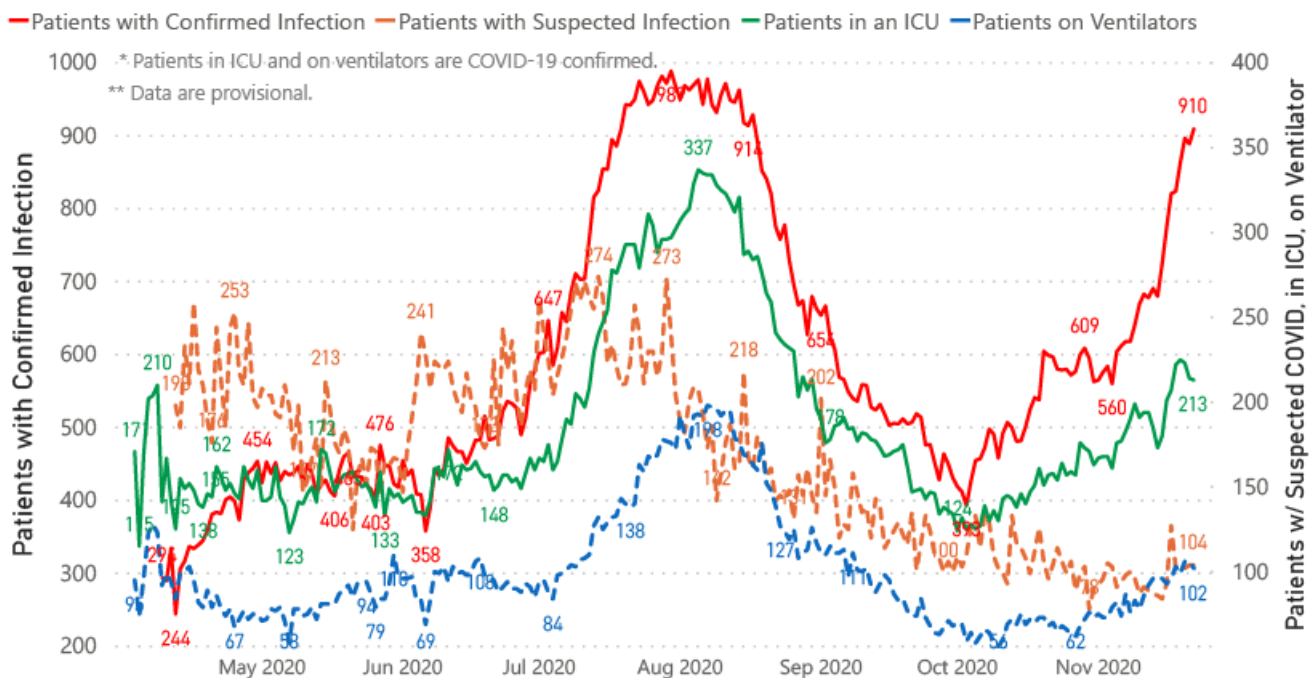
COVID-19 Hospitalizations Reported by MS Hospitals, 11/7/20-11/27/20 **, **



Hospitalization and ICU Use to Date

Updated weekly

COVID-19 Hospitalizations Trends, Reported by MS Hospitals as of 11/22/20 **, **



Daily Statewide Data Charts

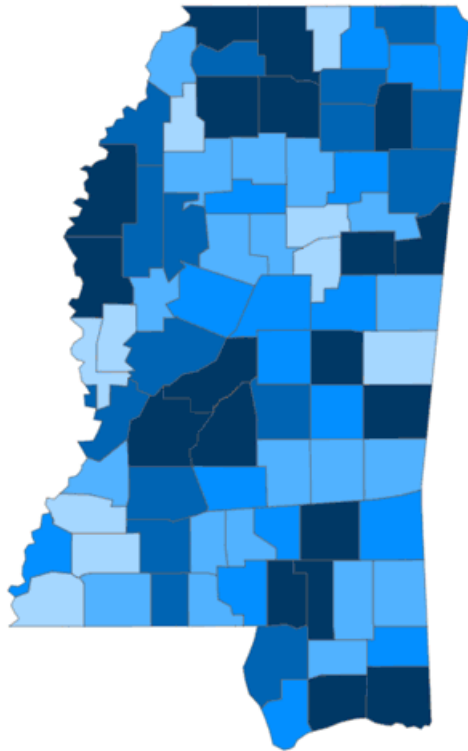
Our state case map and other data charts are also available in interactive form.

- ▶ [View interactive map](#)
- ▶ [View interactive epidemiological trend and syndromic surveillance](#)

The charts below are based on available data at the time of publication. Charts do **not** include cases where insufficient details of the case are known.

Mississippi COVID-19 Cases and Deaths by Race with Ethnicity as of 6 pm CT, November 27, 2020

Total Cases
149,940



● 1 to 500 ● 501 to 1000 ● 1001 to 1500 ● 1501 to 2100 ● >2100

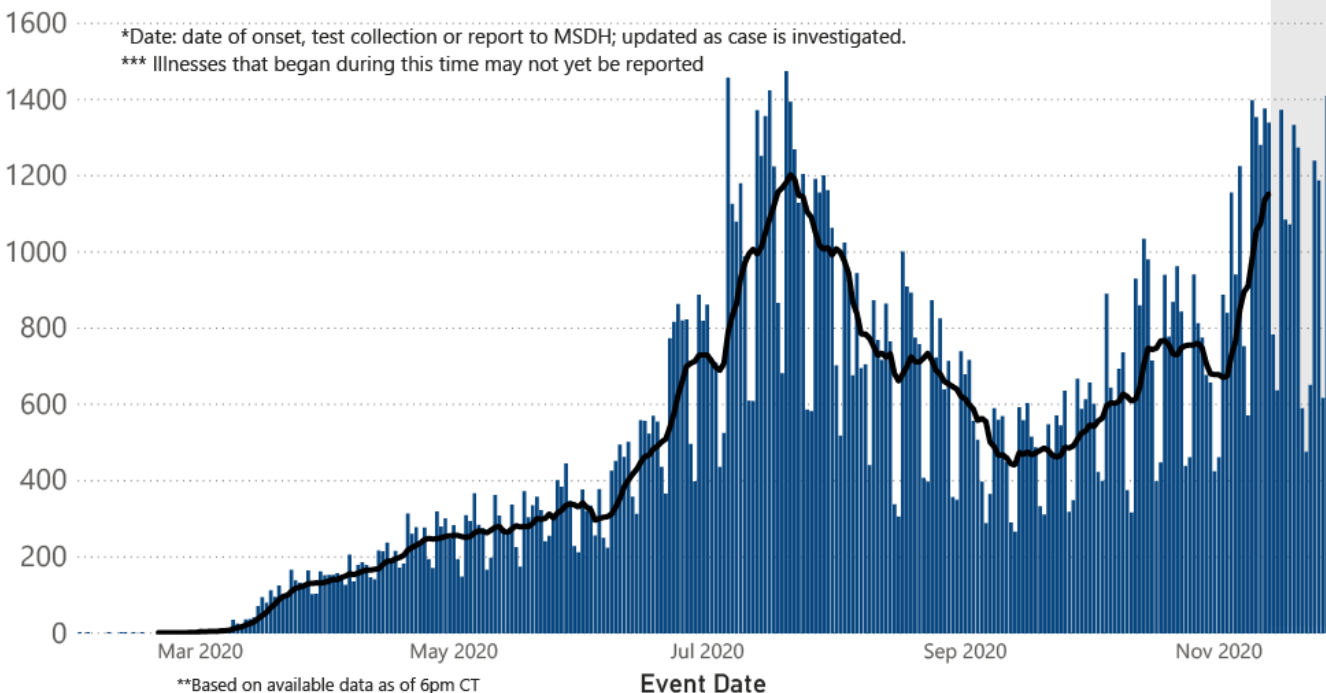
	American Indian or Alaska Native	Asian	Black	White	Other	Unknown
Non Hispanic	667	454	44,159	50,126	1,646	808
Hispanic	22	18	200	1,181	2,202	225
Unknown Ethnicity	811	117	9,705	12,420	5,291	19,888

Total Deaths
3,779

	American Indian or Alaska Native	Asian	Black	White	Other	Unknown
Non Hispanic	68	5	1,470	1,556	19	6
Hispanic	1	0	7	20	16	1
Unknown Ethnicity	21	6	195	270	30	88

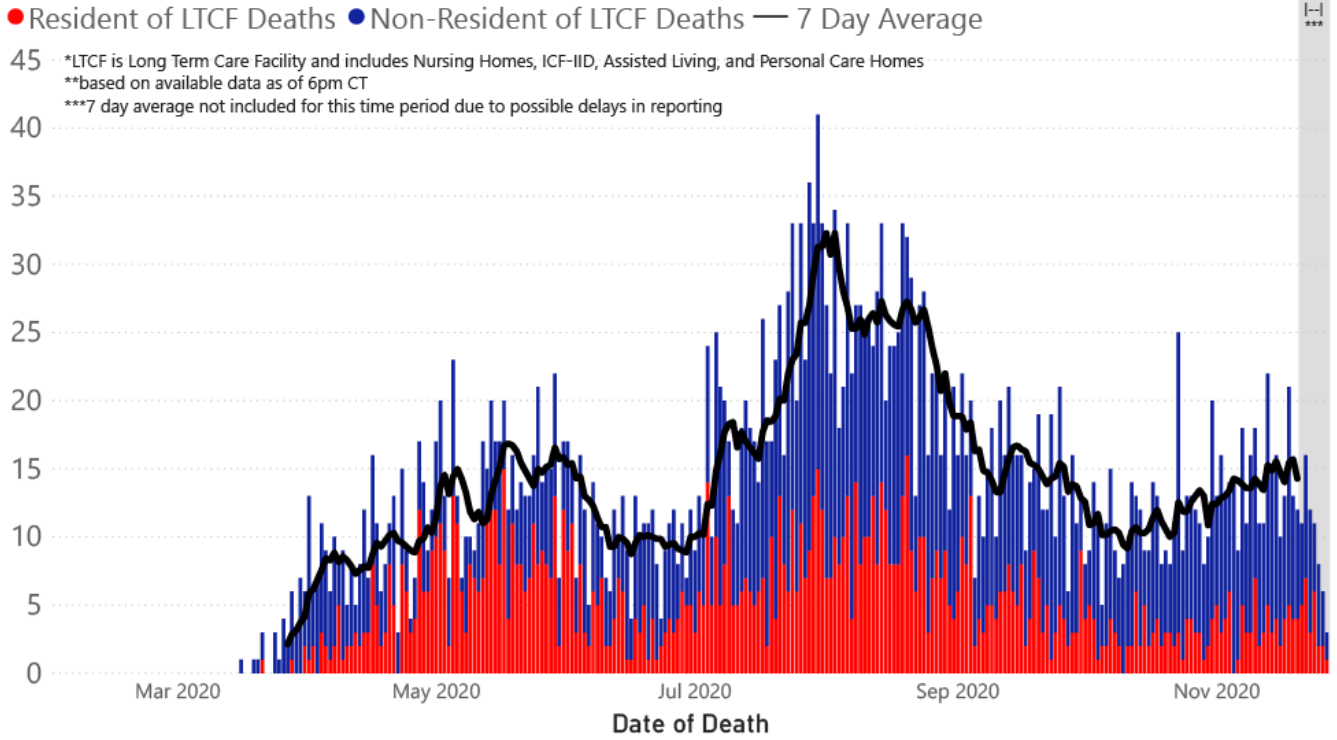
COVID-19 Cases by Date* through November 27, 2020**, Mississippi

● Cases — 7 Day Average

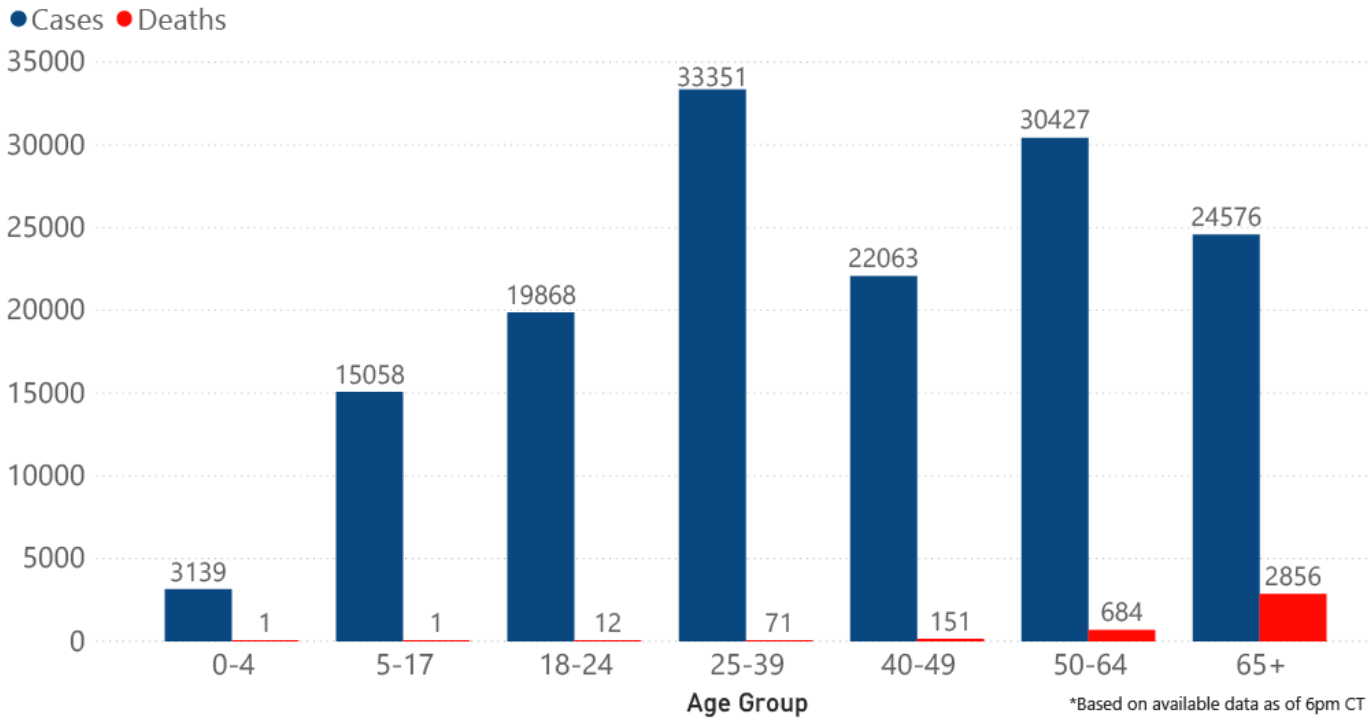


Note: Values up to two weeks in the past on the chart of Cases by Date above can change as we update it with new information from disease investigation.

COVID-19 LTCF* and Non-LTCF Deaths by Date of Death through November 27, 2020**, Mississippi

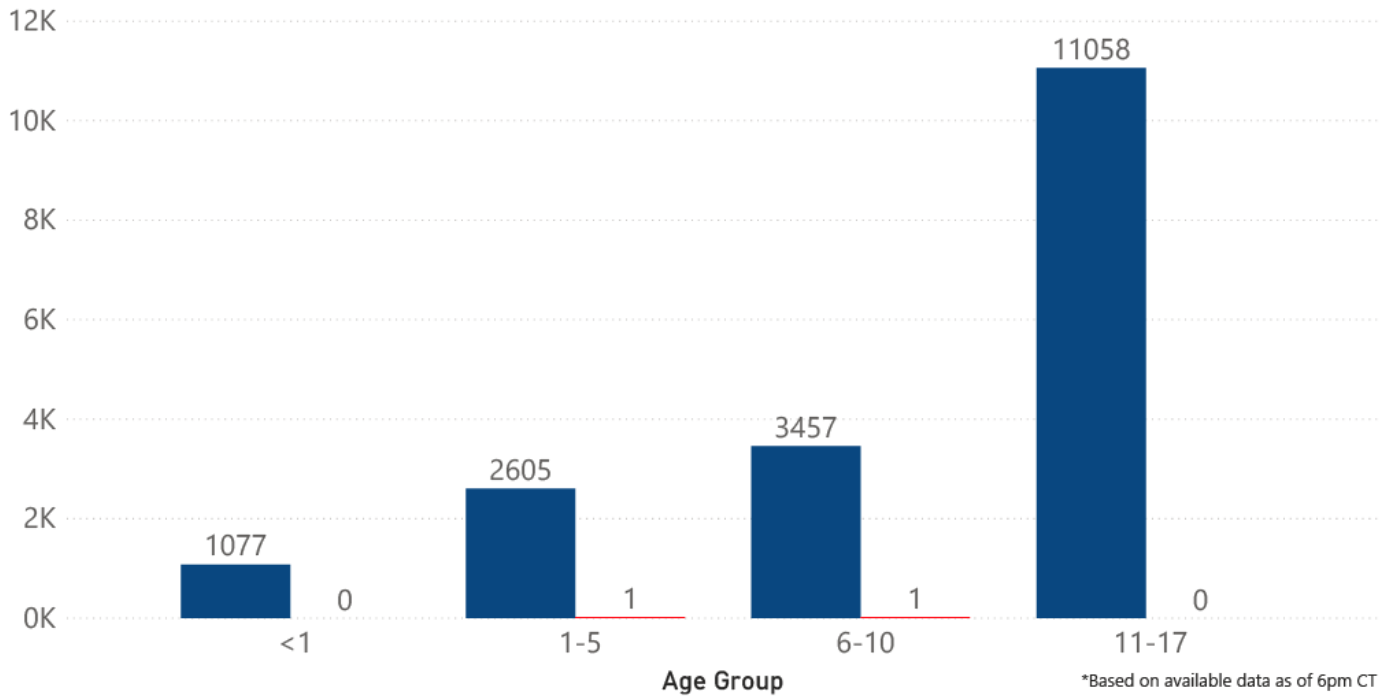


COVID-19 Cases and Deaths by Age Group through November 27, 2020*, Mississippi



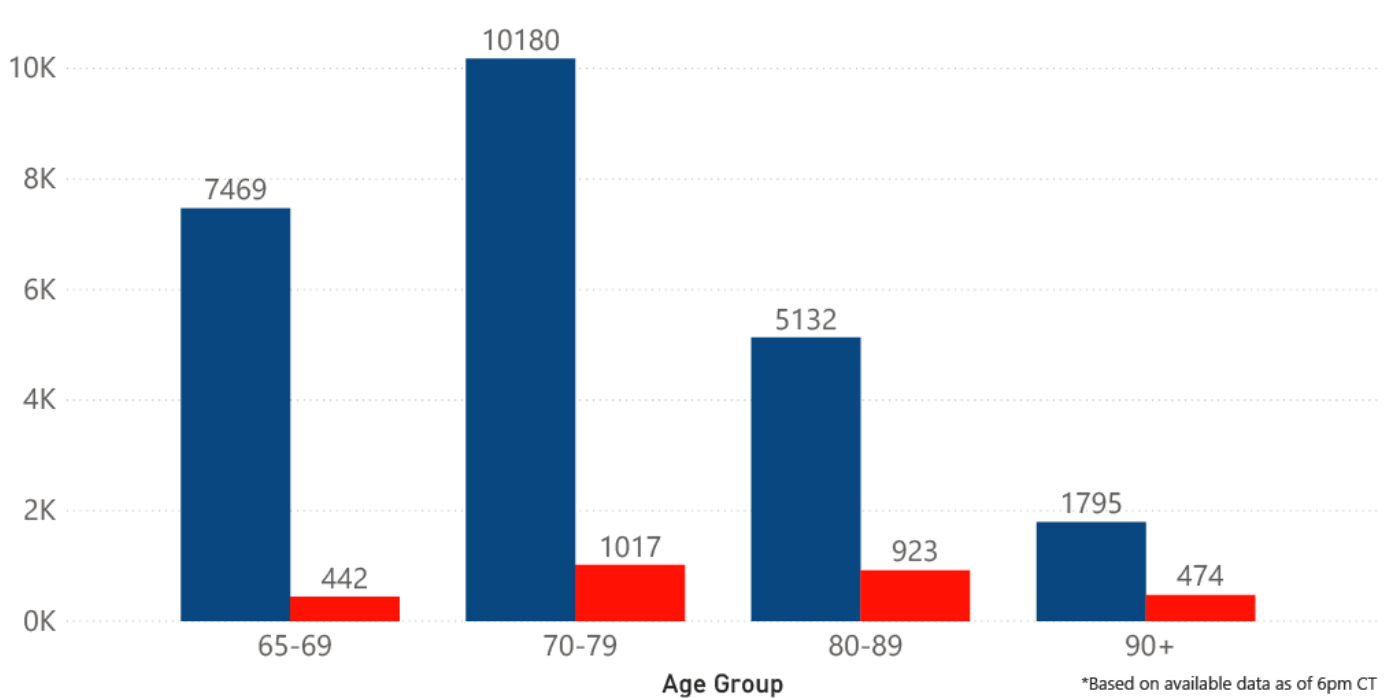
COVID-19 Pediatric Cases and Deaths by Age Group through November 27, 2020*, Mississippi

● Cases ● Deaths



COVID-19 Geriatric Cases and Deaths by Age Group through November 27, 2020*, Mississippi

● Cases ● Deaths



COVID-19 Underlying Conditions in Deaths by Race/Ethnicity through November 22, 2020*, Mississippi

Race/Ethnicity ● Black (NH) ● White (NH) ● American Indian or Alaska Native (NH) ● Hispanic** ● Other (NH) ● Asian (NH)



COVID-19 Deaths by Race/Ethnicity through November 22, 2020*, Mississippi



COVID-19 Hospitalized Cases by Age through November 22, 2020*, Mississippi



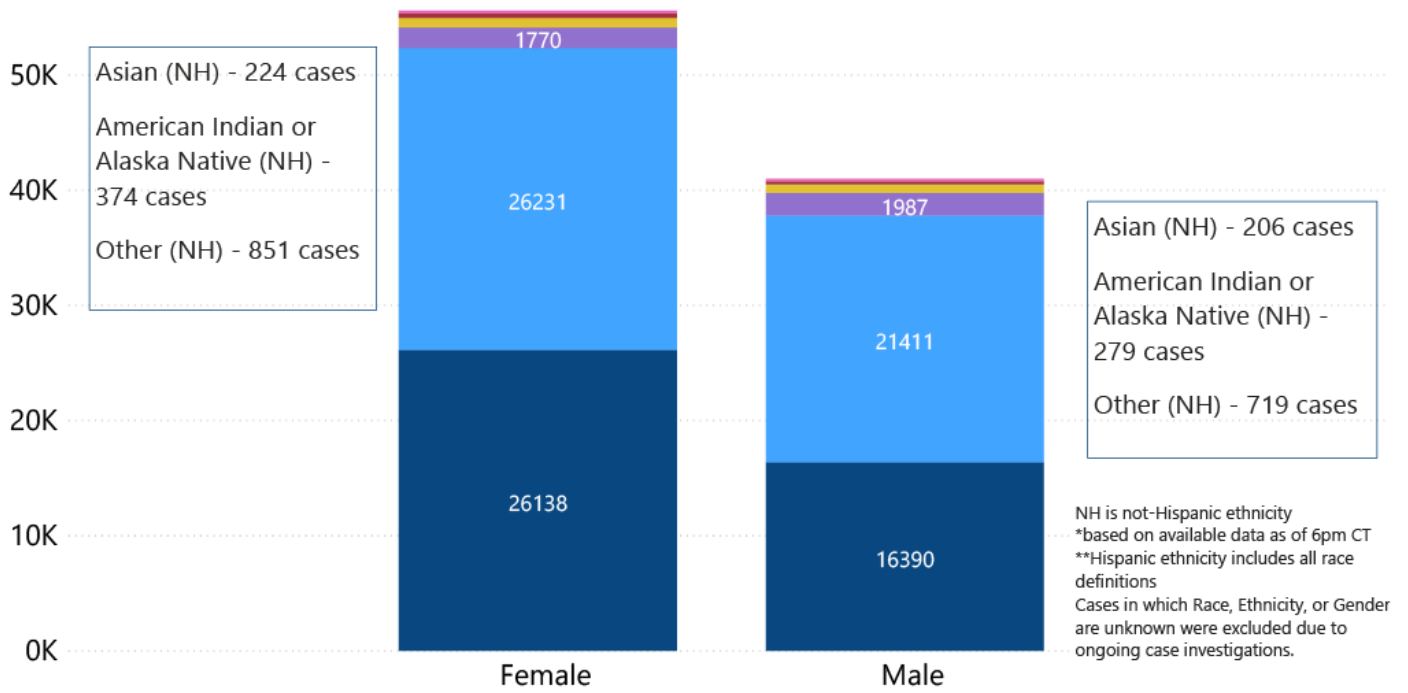
COVID-19 Cumulative Hospitalizations- Investigated Cases November 22, 2020 *



* Cases in which hospitalization is unknown were excluded due to ongoing case investigations; based on available data as of 6 pm CT

COVID-19 Cases by Race/Ethnicity and Gender through November 22, 2020*, Mississippi

Race/Ethnicity ● Black (NH) ● White (NH) ● Hispanic** ● Other (NH) ● American Indian or Alaska Native (NH) ● Asian (NH)



COVID-19 Deaths by Race and Gender through November 22, 2020*, Mississippi

Race ● Black ● White ● American Indian or Alaska Native ● Other ● Asian



COVID-19 Cases by Race/Ethnicity through November 22, 2020*, Mississippi



COVID-19 Cases by Gender through November 22, 2020*, Mississippi



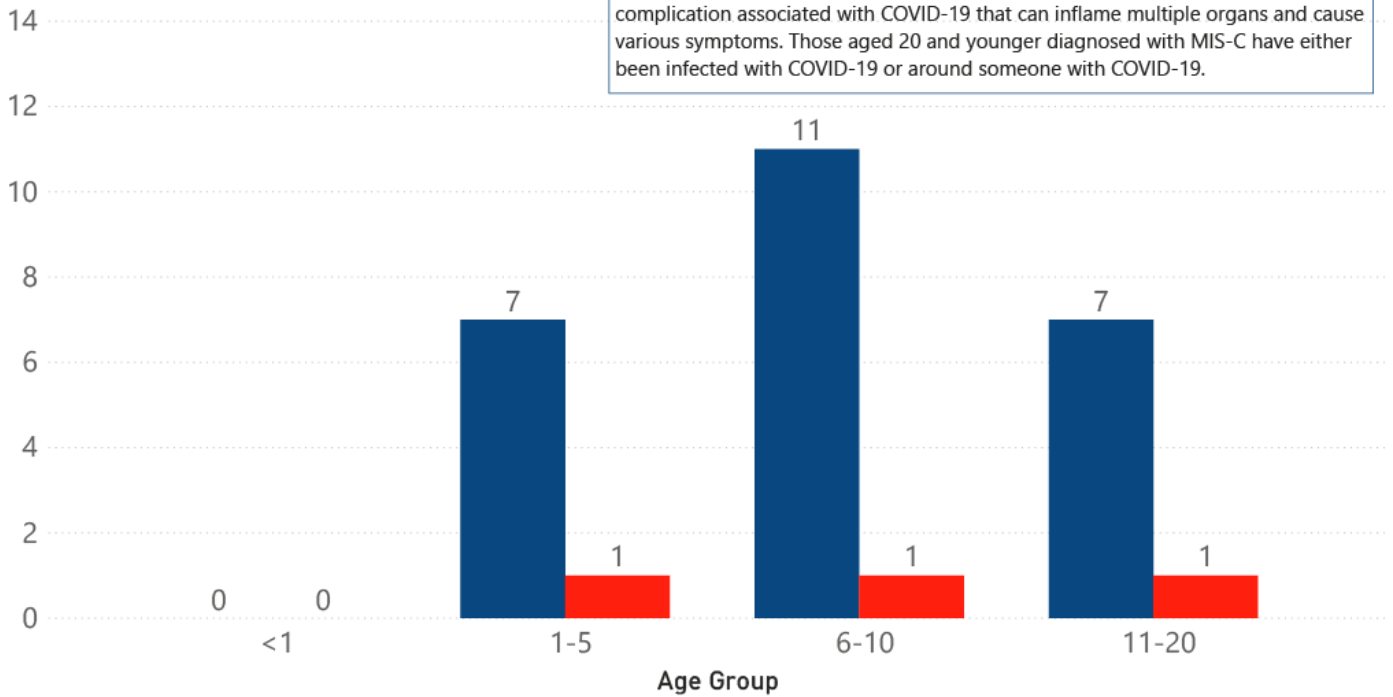
*Based on available data as of 6pm CT

Weekly Pediatric MIS-C Cases and Deaths

[Multisystem inflammatory syndrome in children \(MIS-C\)](#) is a rare but serious condition associated with COVID-19 that causes inflammation in many body parts, including the heart and other vital organs.

MIS-C* Cases and Deaths by Age Group through November 22, 2020, Mississippi

● MIS-C Cases ● MIS-C Deaths



Weekly High Case and High Incidence Counties

Tracking counties with recent high numbers of COVID-19 cases, adjusted for population, provides insight on where local outbreaks are most serious, and where protective measures should be increased. For more accurate reporting, these weekly charts include sample collection dates only up to seven days in the past to allow for case investigation and delays in lab test reports.

Cases counts in these charts is based on the date of illness onset. If the date of illness is not known, the date the test sample was taken, or the date of test result reporting is used instead. Counts are adjusted as cases are investigated.

Counties are ranked by highest weekly case counts, and by weekly incidence (cases proportional to population). A separate table ranking all counties is also available. **All tables updated weekly.**

► [Full tables of counties ranked by weekly incidence and cases](#) PDF

COVID-19 High Incidence MS Counties Over 2 Week Period (November 2-15, 2020*)

County	Cases (November 2-15)	Cases per 100,000 (November 2-15)	Cases to Date (through November 15)	Cases per 100,000 Total	Percent Change
CARROLL	107	1075.7	653	6564.8	20%
MONTGOMERY	101	1033.2	681	6966.8	17%
MARSHALL	322	912.3	1946	5513.7	20%
ATTALA	160	880.4	986	5425.3	19%
BENTON	66	799.1	454	5497.0	17%
LEE	668	781.9	4475	5237.8	18%
TISHOMINGO	147	758.4	996	5138.5	17%
WINSTON	134	746.3	1059	5898.1	14%
PONTOTOC	238	739.7	1815	5641.2	15%
TATE	203	716.8	1523	5377.6	15%
UNION	202	701.0	1499	5202.2	16%
LAWRENCE	87	691.2	668	5307.5	15%

*based on available data as of 6pm CT
 Cases based on test date. Cases without test date excluded due to ongoing investigations.
 Table will be updated weekly. A one week lag is used for reporting.

COVID-19 High Case MS Counties Over 2 Week Period (November 2-15, 2020*)

County	Cases (November 2-15)	Cases per 100,000 (November 2-15)	Cases to Date (through November 15)	Cases per 100,000 Total	Percent Change
DESOTO	1167	631.0	9023	4878.7	15%
HINDS	816	352.0	9132	3938.9	10%
HARRISON	740	355.6	6553	3149.3	13%
JACKSON	686	477.7	5870	4087.3	13%
LEE	668	781.9	4475	5237.8	18%
RANKIN	621	399.9	4904	3158.3	14%
MADISON	408	383.9	4385	4126.2	10%
LAUDERDALE	384	518.0	3115	4202.4	14%
MARSHALL	322	912.3	1946	5513.7	20%
FORREST	284	379.2	3496	4667.7	9%
LAFAYETTE	280	518.3	2929	5422.2	11%
PONTOTOC	238	739.7	1815	5641.2	15%

*based on available data as of 6pm CT
 Cases based on test date. Cases without test date excluded due to ongoing investigations.
 Table will be updated weekly. A one week lag is used for reporting.

Syndromic Surveillance

Emergency department visits by those with symptoms characteristic of COVID-19, influenza and pneumonia, updated weekly.

Percentage of Emergency Department and Clinic visits for CLI, ILI, and Pneumonia Cases Weekly Statewide Summary, January 4, 2020 - November 21, 2020



*The graph represents syndromic surveillance data from emergency department visits, reported electronically by hospitals throughout the state, that are consistent with COVID-19-Like Illness (CLI), Influenza-Like Illness (ILI), and Pneumonia. Based on available data as of 6pm CT. Graph will be updated weekly.

Estimated Recoveries

Presumed COVID-19 cases recovered, estimated weekly (does not include cases still under investigation).

COVID-19 Presumed Recovered Cases through November 22, 2020, Mississippi

121,637

Presumed Recovered*

*Reflects Provisional Estimates. Presumed Recovered if:

- 1) It has been 14 days or more since the case tested positive, if they were not hospitalized
- 2) It has been 21 days or more since the case tested positive, if they were hospitalized or hospitalization was unknown.

All deaths excluded. Presumed recovered counts will be updated weekly.

U.S. and World Cases

- ▶ [COVID-19 cases in the United States \(CDC\)](#)
- ▶ [U.S. COVID-19 Tracker \(CDC\)](#)
- ▶ [COVID-19 Global Case Map \(Johns Hopkins University\)](#)

COVID-19 Testing

Statewide Combined Testing as of November 21

COVID-19 testing providers around the state include commercial laboratories as well as hospital labs. Combined with testing done by the MSDH Public Health Laboratory, the figures provide a complete picture of all Mississippi testing. (Updated weekly)

PCR testing detects current, active COVID-19 infection in an individual.

Antibody (serology) testing identifies individuals with past COVID-19 infection based on antibodies they develop one to three weeks after infection.

Antigen testing is another way to identify current COVID-19 infection.

	Total tests	PCR	Antibody	Antigen
MSDH Public Health Laboratory	128,300	127,057	1,243	0
Other testing providers	1,159,516	937,885	48,771	172,860
Total tests for COVID-19 statewide	1,287,816	1,064,942	50,014	172,860

MSDH Individuals Tested as of November 28

MSDH Public Health Laboratory (MPHL) testing totals as of 3 p.m. These totals are for tests performed at the MPHL only.

- Total individuals tested by the MPHL: **87,330**
- Total positive individuals from MPHL tests: **9,682**

Getting Tested for COVID-19

The MSDH Public Health Laboratory, its partners, and private providers are testing statewide for COVID-19.

Anyone with symptoms of fever, severe cough or severe chest pains – especially those who are older or in poor health – should make arrangements for testing with their doctor or one of the many healthcare providers now performing testing. Healthcare providers can assess your health history and symptoms, and perform testing for COVID-19 as needed. MSDH is also helping conduct free drive-up testing sites in many parts of the state. **Always call ahead to the testing provider for instructions on safely being examined before you visit for your test.**

- ▶ [Find a COVID-19 testing provider near you](#)

Prevention and Guidance for Individuals and the Community

- ▶ [Preventive steps to take, recommendations, guidance and general information on COVID-19](#)

Get COVID-19 e-mail updates daily with our free newsletter:



Related resources

- ▶ [IT IS REAL: COVID-19 as Told by Survivors](#)
- ▶ [Local COVID-19 Testing Providers](#)
- ▶ [COVID-19 Guidance and Prevention for Individuals and the Community](#)

Updated November 24, 2020

More topics

- ▶ [\[Espanol, Tieng Viet, ASL \]](#)
- ▶ [County Data](#)
- ▶ [Diagnostic Testing EUA](#)
- ▶ [Handouts and Posters](#)
- ▶ [Healthcare Professionals](#)
- ▶ [Interactive Map and Charts](#)
- ▶ [Long-Term Care Outbreaks](#)
- ▶ [Prevention and Safety Guidance](#)
- ▶ [School Cases and Outbreaks](#)
- ▶ [Testing for COVID-19](#)

65 or older?

**Stay Home.
Stay Safe.
Stay Healthy.**

[LEARN MORE](#)



AGENCY

[About Us](#)

[Administration](#)

[Board of Health](#)

[County Offices](#)

[Institutional Review](#)

[Jobs](#)

[Locations](#)

[Public Health Laboratory](#)

[RFPs/Grants](#)

[More »](#)

[Intranet](#)

[OHIT+ER Service Center](#)

[Webmail](#)

INFORMATION

[Apps](#)
[Calendar of Events](#)
[Contact Us](#)
[Meetings](#)
[Health Resources](#)
[Hotlines](#)
[Locations](#)
[News](#)
[Newsletter](#)
[Phone Numbers](#)
[Español](#)

I NEED A ...

[Birth Certificate](#)
[Certificate of Need](#)
[Children's Health Insurance](#)
[Complaint Form](#)
[Criminal History Check](#)
[Death Certificate](#)
[Divorce Record](#)
[Food Permit](#)
[Immunization Record](#)
[J-1 Visa](#)
[License Verification](#)
[Marriage Record](#)
[Professional License](#)
[Public Records Request](#)
[Wastewater Application](#)

PUBLICATIONS

[Annual Report](#)
[CON Weekly Reports](#)
[Health Facilities Directory](#)
[Mississippi Morbidity Reports](#)
[Public Health Report](#)
[State Health Plan](#)
[Strategic Plan](#)
[More »](#)



