



## Coronavirus Disease 2019 (COVID-19)

Updated December 1, 2020

The national Centers for Disease Control and Prevention (CDC) and the Mississippi State Department of Health continue to closely monitor the outbreak of respiratory illnesses caused by the novel (new) coronavirus COVID-19, and are working to limit the spread of cases nationally and in Mississippi.

Mississippi Coronavirus Hotline (7 days a week, 7 a.m.-7 p.m.): **877-978-6453**

## General Information

- ▶ [MSDH COVID-19 vaccination plan \(draft\)](#)
- ▶ [COVID-19 overview, questions and answers, and other resources](#)
- ▶ [COVID-19 and You: Video Q & A with State Health Officer Dr. Thomas Dobbs](#)
- ▶ [COVID-19 prevention, testing and guidance for individuals and the community](#)
- ▶ [ASL, Spanish and Vietnamese materials](#)

**Home isolation is mandatory if you have tested positive for COVID-19** by [order of the State Health Officer](#). (If you are awaiting results of routine testing *not* related to exposure, you may [return to work](#) and follow the safety guidance of your employer.)

**Quarantine is mandatory for household members** of someone who has COVID-19. Home quarantine permits working under certain circumstances.

[More about isolation and quarantine »](#)

## Healthcare Professionals

Guidance and more →

- ▶ [Healthcare guidance](#)
- ▶ [Electronic reporting](#)
- ▶ [Vaccine providers](#)
- ▶ [Specimens](#)
- ▶ [Lab dropoff](#)
- ▶ [MS-HAN Alerts](#)

**ALL HEALTHCARE**

## Current Cases and Statistics

County and state data →

- ▶ [Today's update](#)
- ▶ [County data reports](#)
- ▶ [State data charts](#)
- ▶ [Schools and LTC facilities](#)
- ▶ [Lab testing](#)
- ▶ [Recoveries](#)

---

[ALL STATISTICS](#)

## Guidance, Testing and Prevention

Personal and community →

- ▶ [Getting tested](#)
- ▶ [Personal protection](#)
- ▶ [Gatherings and events](#)
- ▶ [Business and community](#)
- ▶ [School guidelines](#)
- ▶ [State agencies](#)

---

[ALL GUIDANCE](#)

## New Cases and Deaths as of November 30

### NEW CASES

**1,141**

### NEW DEATHS

**29**

New COVID-19 related deaths reported to MSDH as of 6 p.m. yesterday. Twenty-five deaths occurred November 24 and November 30 in the county below.

County	Total
Adams	1
Amite	1
Hancock	1
Hinds	3
Jackson	4
Jefferson	1
Lee	1
Lincoln	1
Marshall	1
Montgomery	1
Neshoba	3
Pike	1
Pontotoc	2
Rankin	3
Tishomingo	1

4 COVID-19 related deaths occurred between November 19 and November 22, identified from death certificate reports.

County	Total
Harrison	1
Jasper	1
Lafayette	1
Warren	1

### LTC OUTBREAKS

**200**

Current outbreaks in long-term care facilities only. (See [LTC facility outbreak definition](#).)

**About our case counts:** We currently update our case totals each day based on test results from the previous day. Outside laboratories also report positive test results to us, which are included in our totals. Repeated tests for the same individual are counted only once. County case numbers and deaths may change as investigation finds new or additional information.

## County COVID-19 Data

### Race and Ethnicity

- ▶ [Total COVID-19 cases and deaths by county, race and ethnicity](#) PDF  
Current and past data tables, updated daily

### Data Snapshots for Individual Counties

- ▶ [Weekly COVID-19 snapshots for each Mississippi county](#)

### High Cases and Incidence

- ▶ [Mississippi counties ranked by weekly cases and incidence](#)

### Cumulative Cases and Deaths by County

Totals of all reported COVID-19 cases for 2020, including those in long-term care (LTC) facilities.

**The numbers in this table are provisional.** County case numbers and deaths may change as investigation finds new or additional information. The data provided below is the most current available.

County	Total Cases	Total Deaths	Total LTC Facility Cases	Total LTC Facility Deaths
<a href="#">Adams</a>	1447	52	64	14
<a href="#">Alcorn</a>	1556	28	88	13
<a href="#">Amite</a>	566	15	15	2
<a href="#">Attala</a>	1193	34	125	23
<a href="#">Benton</a>	500	18	44	10
<a href="#">Bolivar</a>	2443	84	222	30
<a href="#">Calhoun</a>	787	13	25	4
<a href="#">Carroll</a>	741	15	45	9
<a href="#">Chickasaw</a>	1094	32	48	14
<a href="#">Choctaw</a>	361	7	1	0
<a href="#">Claiborne</a>	589	16	43	9
<a href="#">Clarke</a>	936	53	93	27
<b>Total</b>	<b>154,411</b>	<b>3,836</b>	<b>7,724</b>	<b>1,453</b>

County	Total Cases	Total Deaths	Total LTC Facility Cases	Total LTC Facility Deaths
Clay	947	27	20	3
Coahoma	1527	43	127	11
Copiah	1679	40	71	9
Covington	1286	39	69	16
De Soto	10409	104	103	20
Forrest	3897	86	185	41
Franklin	355	5	4	1
George	1283	25	47	6
Greene	615	22	40	6
Grenada	1433	45	117	21
Hancock	1243	41	67	12
Harrison	7313	112	352	38
Hinds	10279	202	546	82
Holmes	1334	61	102	20
Humphreys	547	19	33	8
Issaquena	120	4	0	0
Itawamba	1576	35	91	17
Jackson	6566	128	183	20
Jasper	852	23	1	0
Jefferson	371	12	15	3
Jefferson Davis	590	17	8	1
Jones	3690	88	188	38
Kemper	450	18	41	9
Lafayette	3382	53	150	32
Lamar	2978	50	43	12
Lauderdale	3594	147	323	79
Lawrence	738	14	26	2
Leake	1397	44	43	7
Lee	5294	96	200	39
Leflore	2085	91	196	48
Lincoln	1973	66	166	36
Lowndes	2470	64	116	34
Madison	5014	107	295	53
<b>Total</b>	<b>154,411</b>	<b>3,836</b>	<b>7,724</b>	<b>1,453</b>

County	Total Cases	Total Deaths	Total LTC Facility Cases	Total LTC Facility Deaths
Marion	1194	46	105	15
Marshall	2228	51	58	15
Monroe	2067	78	176	52
Montgomery	769	26	53	9
Neshoba	2249	121	157	45
Newton	1082	29	47	10
Noxubee	727	17	21	4
Oktibbeha	2523	62	193	31
Panola	2326	53	60	11
Pearl River	1553	68	103	23
Perry	683	26	20	7
Pike	1653	59	98	27
Pontotoc	2042	31	19	2
Prentiss	1513	31	87	10
Quitman	500	7	0	0
Rankin	5887	106	226	31
Scott	1594	30	30	3
Sharkey	324	17	43	8
Simpson	1526	53	138	19
Smith	732	16	55	8
Stone	806	15	58	9
Sunflower	1926	55	84	15
Tallahatchie	981	27	31	7
Tate	1777	51	71	18
Tippah	1284	30	61	4
Tishomingo	1124	43	96	26
Tunica	626	19	15	2
Union	1719	26	46	11
Walthall	776	29	67	13
Warren	1802	58	125	26
Washington	3246	108	187	39
Wayne	1213	23	59	10
Webster	467	14	52	11
<b>Total</b>	<b>154,411</b>	<b>3,836</b>	<b>7,724</b>	<b>1,453</b>

County	Total Cases	Total Deaths	Total LTC Facility Cases	Total LTC Facility Deaths
Wilkinson	405	22	20	5
Winston	1255	26	64	13
Yalobusha	731	28	81	20
Yazoo	1601	40	137	15
<b>Total</b>	<b>154,411</b>	<b>3,836</b>	<b>7,724</b>	<b>1,453</b>

## Case Classifications

Mississippi investigates and reports both probable and confirmed cases and deaths according to the [CSTE case definition](#).

	Confirmed	Probable	Total
Cases	122,764	31,647	<b>154,411</b>
Deaths	3,334	502	<b>3,836</b>

Confirmed cases and deaths are generally determined by positive PCR tests, which detect the presence of ongoing coronavirus infection.

Probable cases are those who test positive by other testing methods such as antibody or antigen, and have recent symptoms consistent with COVID-19, indicating a recent infection.

Probable deaths are those individuals with a designation of COVID-19 as a cause of death on the death certificate, but where no confirmatory testing was performed.

## Deaths from COVID-19 and Other Causes

This table of death counts compares COVID-19 deaths in Mississippi by week with deaths from other major causes, including contributing and underlying causes.

► [Mississippi Provisional Death Counts by Week](#)  
Updated weekly

## K-12 School Report

Mississippi K-12 schools make weekly reports of cases among students, teachers and staff, number of outbreaks, and teachers and students under quarantine as a result of COVID-19 exposure. An outbreak in a school setting is defined as 3 or more individuals diagnosed with COVID-19 in the same group within a 14-day period.

*Note:* These cases have been directly reported to MSDH by each school, and may not yet have appeared in our state and county totals of cases reported by laboratories.

► [K-12 reports of COVID-19 school cases, outbreaks and exposure](#)  
Updated weekly

## Long-Term Care Facility Cases and Outbreaks

Long-term care (LTC) facilities like nursing homes are considered high risk locations because their residents are older or in poor health. A single confirmed COVID-19 infection in an LTC facility resident, or more than one infection in employees or staff in a 14-day period constitutes an outbreak. Residential care facilities also represent group living facilities where COVID-19 can be easily spread. We investigate residents, staff and close contacts of infected individuals for possible exposure.

**These outbreak figures are reported directly to MSDH by the facility.** Many of the cases and deaths reported by facilities may not yet be included in our totals of lab-reported cases.

- ▶ [Mississippi COVID-19 cases and deaths in long-term care facilities](#) PDF  
Long-term care facilities include nursing homes, personal care homes, assisted living homes, and intermediate care facilities for individuals with intellectual disability (ICF-IID)
- ▶ [Mississippi COVID-19 cases and deaths in residential care facilities](#) PDF  
Residential care facilities include psychiatric or chemical dependency residential treatment centers and long-term acute care facilities.

### Ongoing Outbreaks in Nursing Homes

Data such as illness in residents and staff, deaths in residents, as well as a number of other data elements are now publicly available on the website of the Centers for Medicare and Medicaid (CMS). MSDH is providing the following links to view this data, which is reported directly by nursing homes and is updated daily.

**Note:** Cases and deaths listed on the CMS website may not have appeared yet in our county totals, which are based on reports from testing laboratories.

- ▶ [Search for nursing home COVID-19 data](#)
- ▶ [About the CMS COVID-19 dataset](#)
- ▶ [CMS state and national COVID-19 nursing home data](#)

---

## Mississippi COVID-19 Data Charts and Map

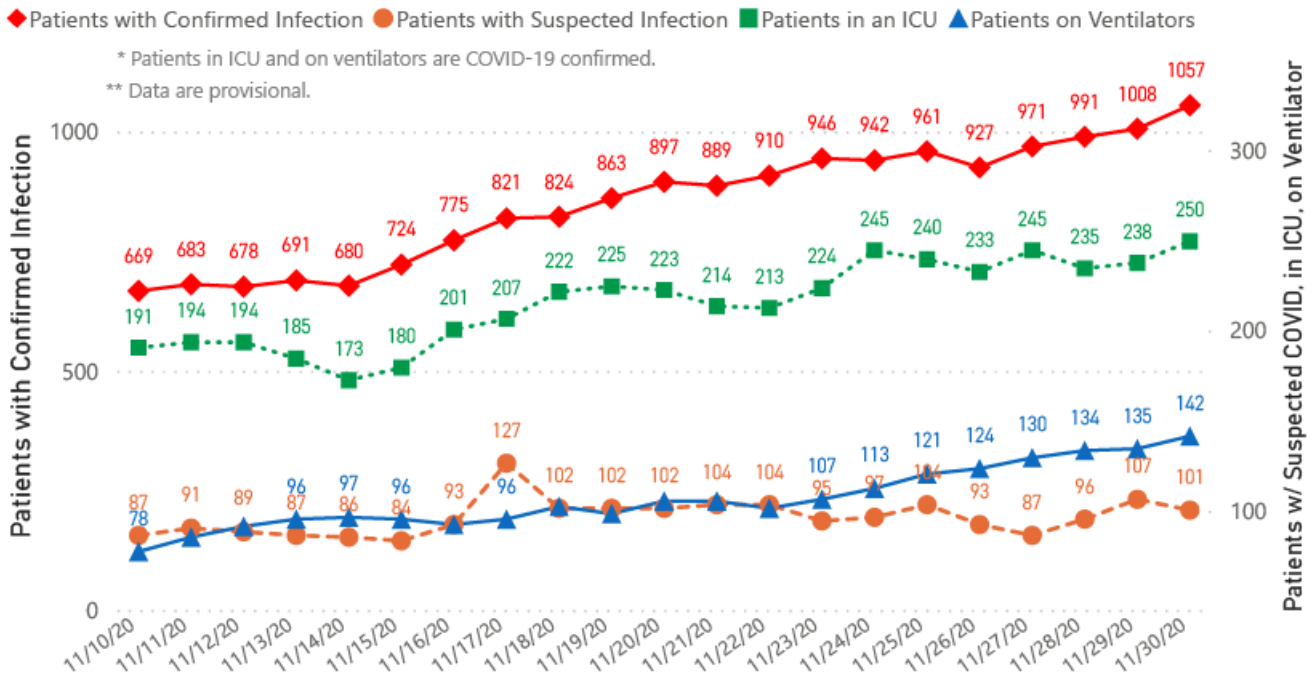
All data reports below are updated as they become available.

### Hospitalizations and Bed Availability

- ▶ [View interactive hospitalization charts](#)



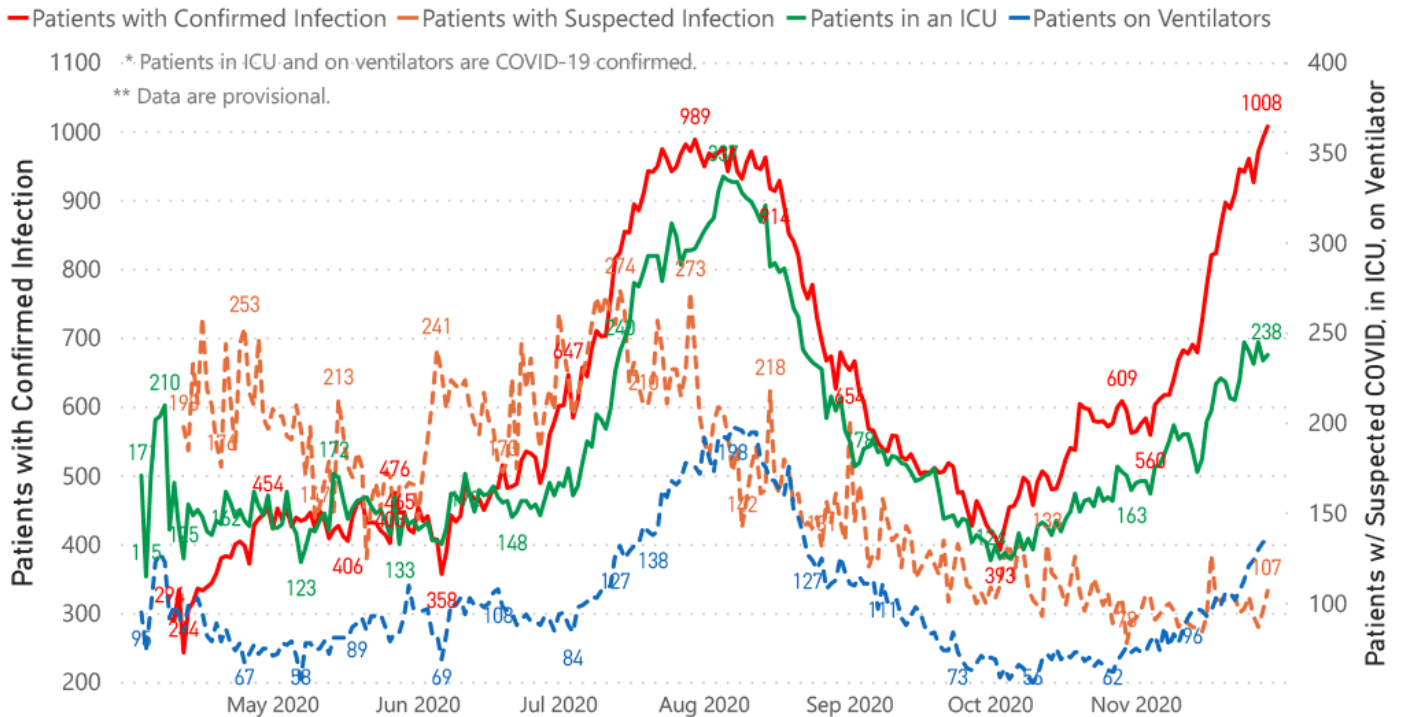
## COVID-19 Hospitalizations Reported by MS Hospitals, 11/10/20-11/30/20 \*,\*\*



### Hospitalization and ICU Use to Date

Updated weekly

## COVID-19 Hospitalizations Trends, Reported by MS Hospitals as of 11/29/20 \*,\*\*



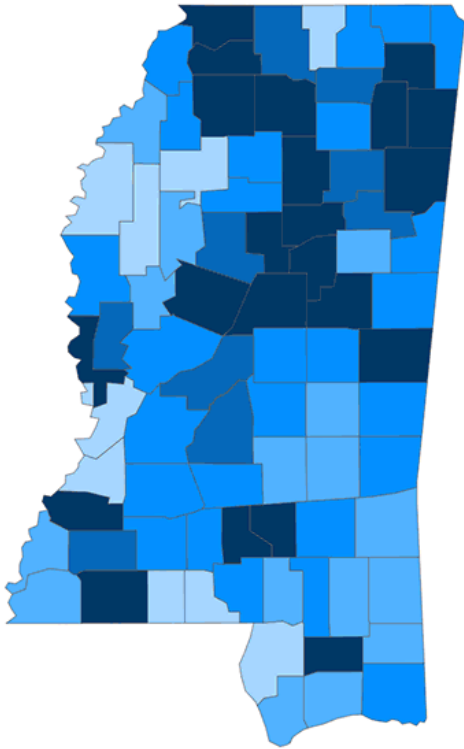
### Daily Case Maps

[View interactive maps](#)

### Recent COVID-19 Activity

Counties according to COVID-19 incidence (cases by population) over the last 7 days.

## Mississippi COVID-19 Cases Incidence Rate \* as of November 30, 2020



● <30.0 ● 30.0 to 40.0 ● 40.0 to 50.0 ● 50.0 to 60.0 ● >60.0

\* Based on average daily new cases of past 7 days per 100,000 population.

7 Day Average  
New Cases

**1,409.6**

7 Day Average  
Incidence Rate \*

**49.4**

Cumulative Cases

**154,411**

2019 Estimated Population

**2,976,149**

County	Incidence Rate	New Cases (7-Day Avg)	2019 Est. Population	Mask Mandate Status	Mask Mandate Started	Mask Mandate Ended
Issaquena	96.9	1.3	1,327	None		
Choctaw	94.0	7.7	8,210	Active	11/24/20	
Attala	90.4	16.4	18,174	Active	11/24/20	
Panola	87.3	29.9	34,192	Active	11/24/20	
Covington	84.3	15.7	18,636	Active	11/11/20	
Lee	75.6	64.6	85,436	Active	10/19/20	
Montgomery	73.1	7.1	9,775	Active	11/16/20	
Holmes	71.4	12.1	17,010	None		
Winston	70.8	12.7	17,955	Active	11/16/20	
Calhoun	70.6	10.1	14,361	None		

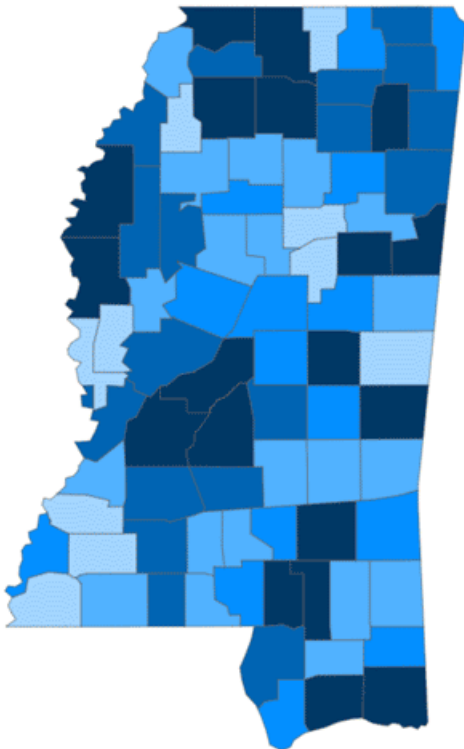
### Cumulative COVID-19 Cases

Total cases and deaths by county since the start of the pandemic.

Mississippi COVID-19  
Cases and Deaths by Race with Ethnicity  
as of 6 pm CT, November 30, 2020

Total Cases

154,411



	American Indian or Alaska Native	Asian	Black	White	Other	Unknown
Non Hispanic	671	465	45,210	52,051	1,674	845
Hispanic	23	18	210	1,201	2,232	239
Unknown Ethnicity	811	123	9,914	12,910	5,316	20,498

Total Deaths

3,836

	American Indian or Alaska Native	Asian	Black	White	Other	Unknown
Non Hispanic	69	5	1,483	1,590	19	6
Hispanic	1	0	7	20	16	1
Unknown Ethnicity	21	6	198	273	30	91

● 1 to 500 ● 501 to 1000 ● 1001 to 1500 ● 1501 to 2100 ● >2100

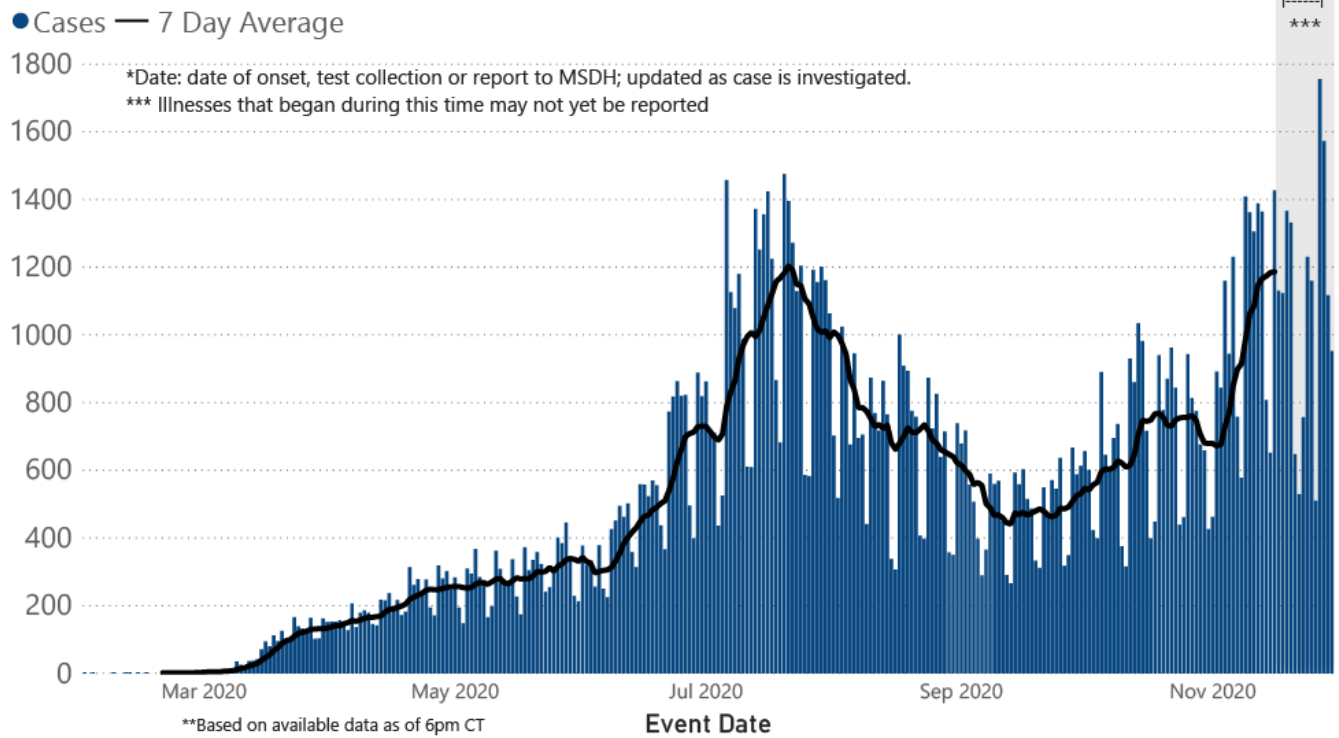
Daily Statewide Data Charts

Our state case map and other data charts are also available in interactive form.

▶ [View interactive epidemiological and surveillance charts](#)

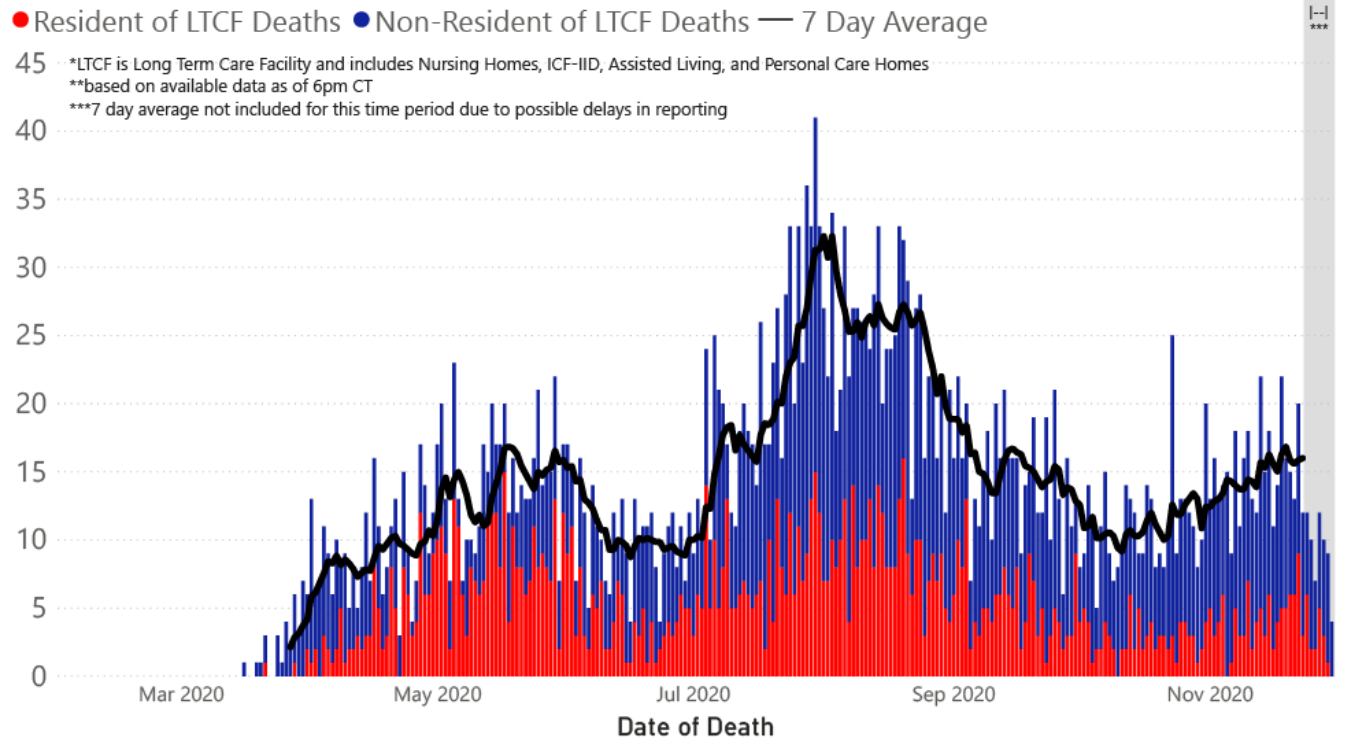
The charts below are based on available data at the time of publication. Charts do **not** include cases where insufficient details of the case are known.

## COVID-19 Cases by Date\* through November 30, 2020\*\*, Mississippi

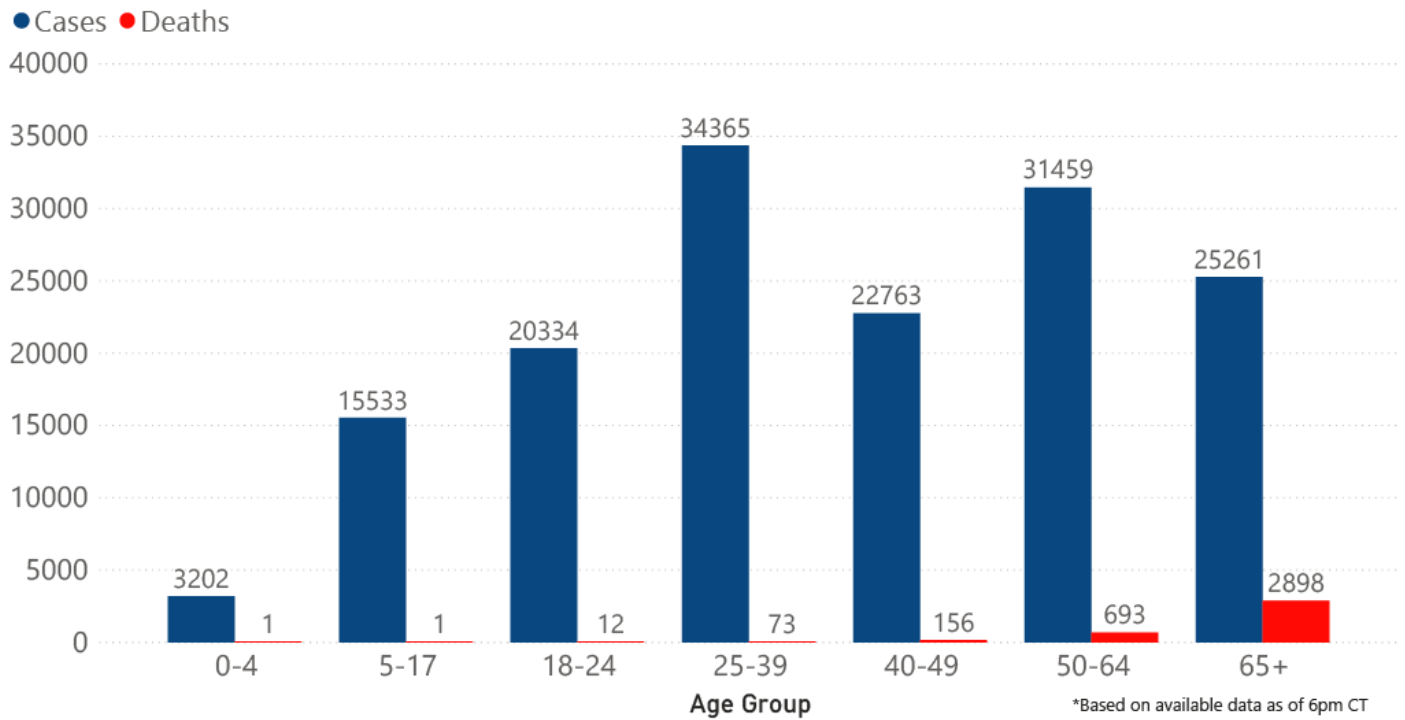


**Note:** Values up to two weeks in the past on the chart of Cases by Date above can change as we update it with new information from disease investigation.

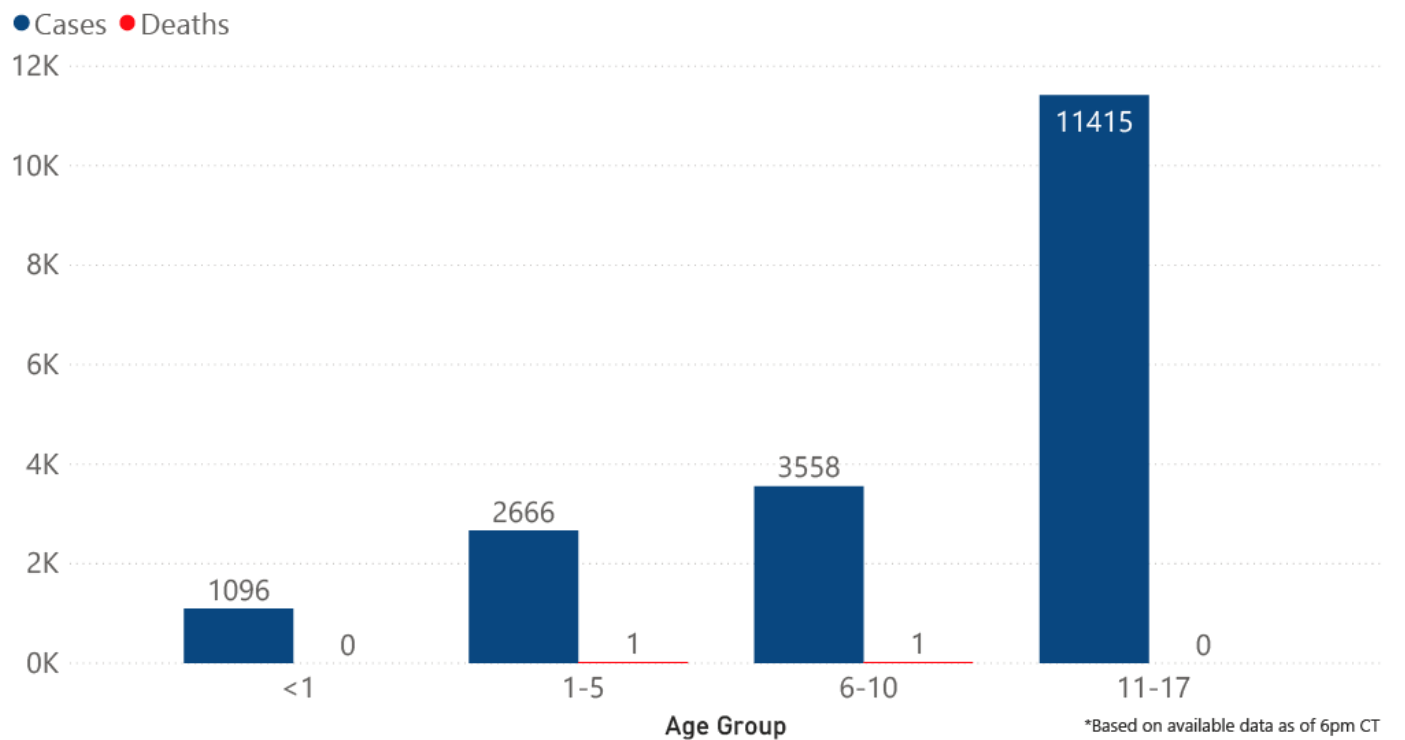
## COVID-19 LTCF\* and Non-LTCF Deaths by Date of Death through November 30, 2020\*\*, Mississippi



## COVID-19 Cases and Deaths by Age Group through November 30, 2020\*, Mississippi

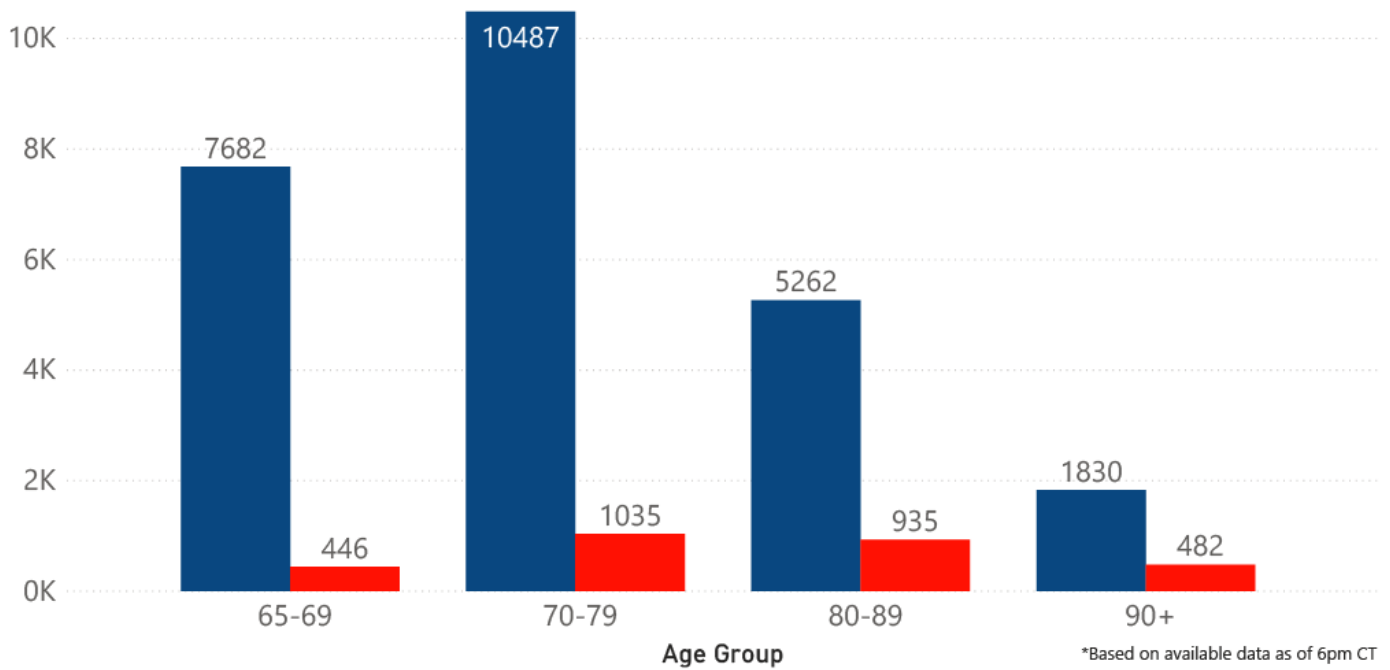


## COVID-19 Pediatric Cases and Deaths by Age Group through November 30, 2020\*, Mississippi



## COVID-19 Geriatric Cases and Deaths by Age Group through November 30, 2020\*, Mississippi

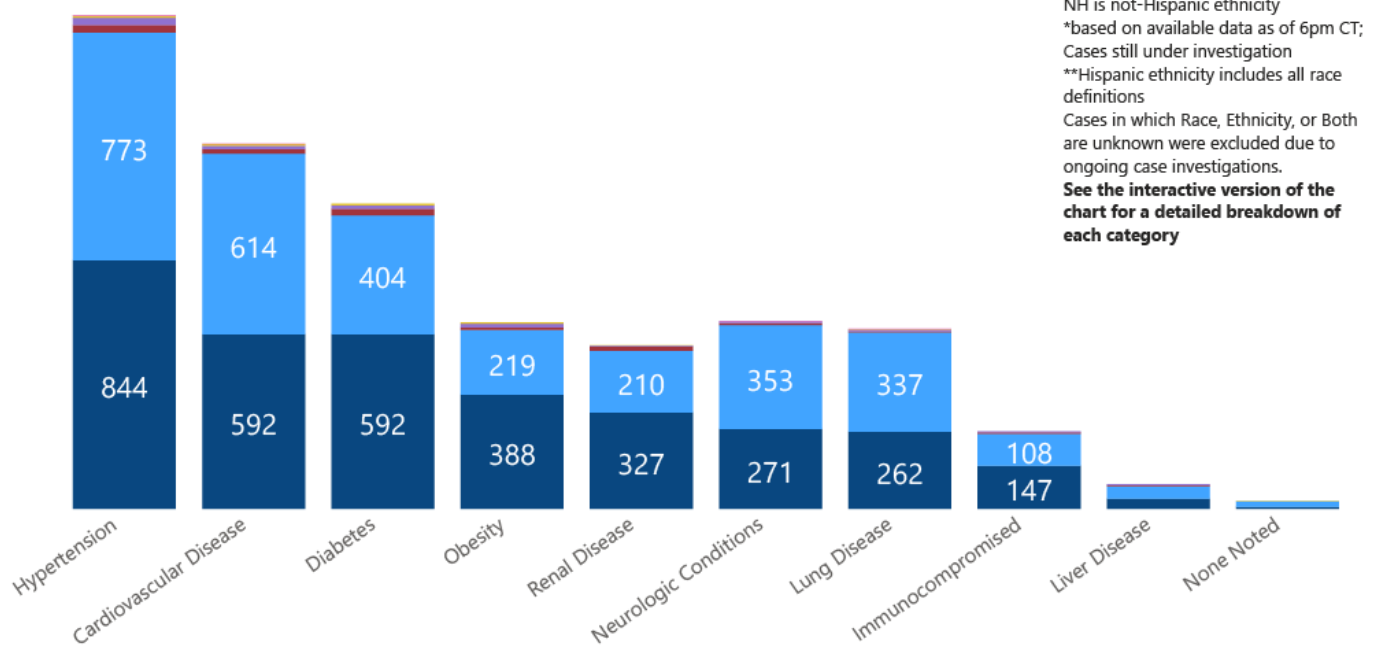
● Cases ● Deaths



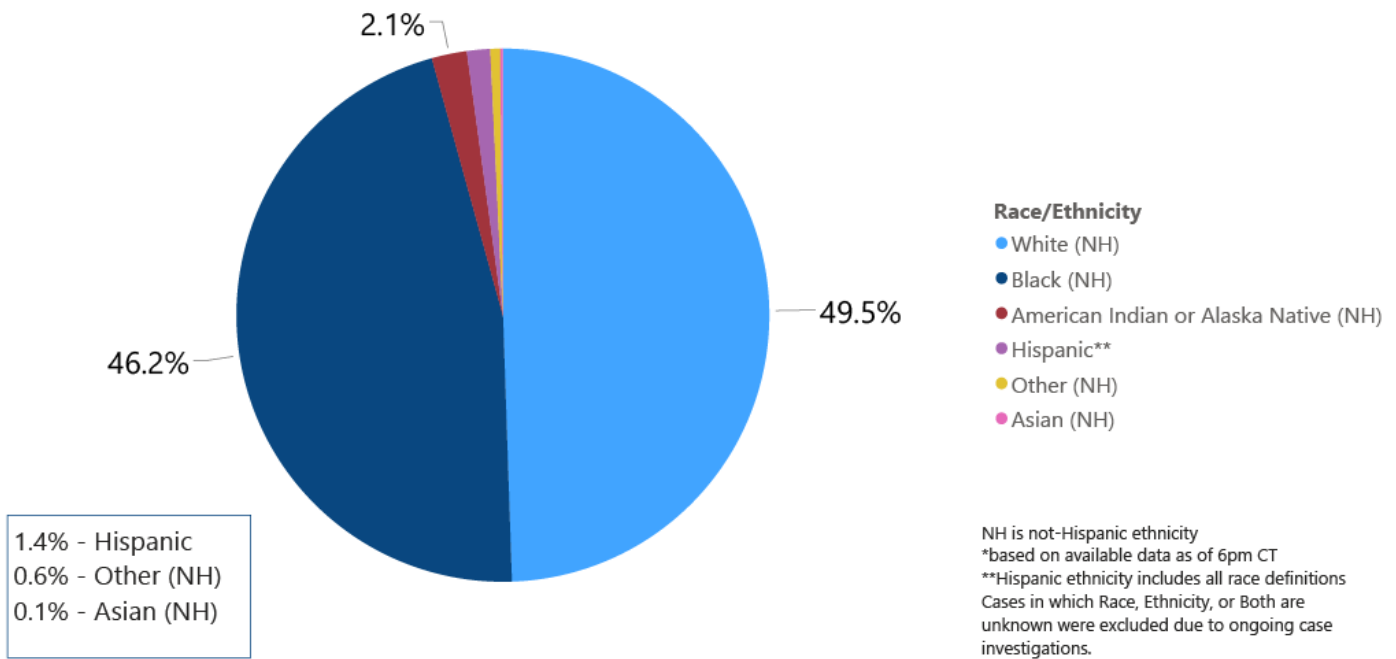
## Weekly Statewide Data Summaries

### COVID-19 Underlying Conditions in Deaths by Race/Ethnicity through November 29, 2020\*, Mississippi

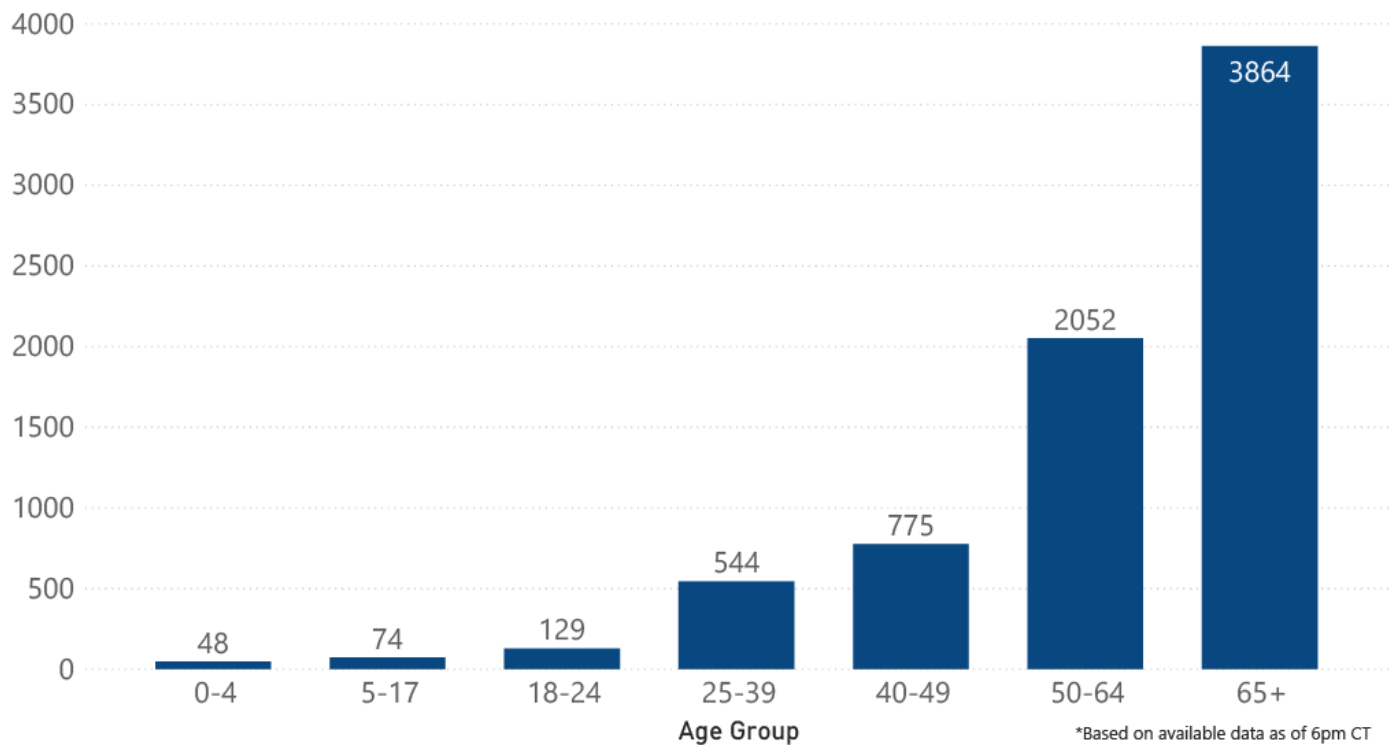
Race/Ethnicity ● Black (NH) ● White (NH) ● American Indian or Alaska Native (NH) ● Hispanic\*\* ● Other (NH) ● Asian (NH)



## COVID-19 Deaths by Race/Ethnicity through November 29, 2020\*, Mississippi



## COVID-19 Hospitalized Cases by Age through November 29, 2020\*, Mississippi



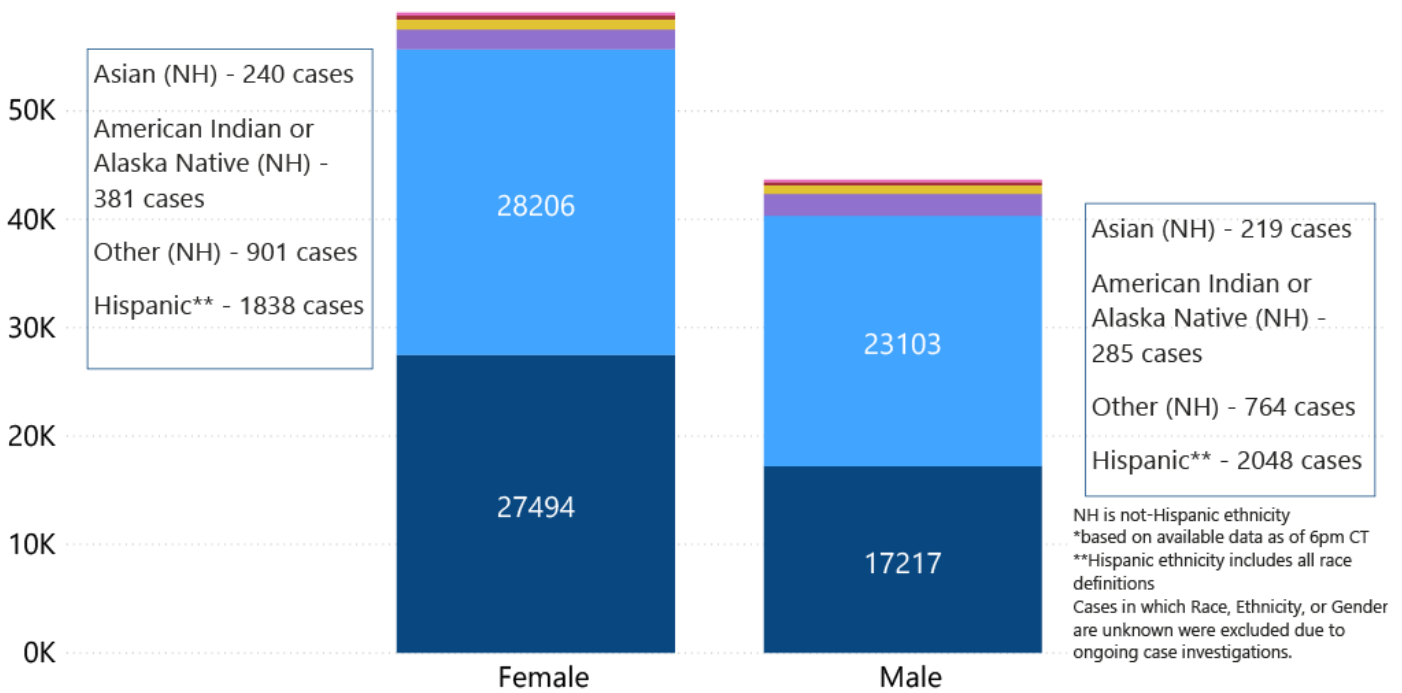
**COVID-19 Cumulative Hospitalizations-Invstigated Cases November 29, 2020 \***



\* Cases in which hospitalization is unknown were excluded due to ongoing case investigations; based on available data as of 6 pm CT

**COVID-19 Cases by Race/Ethnicity and Gender through November 29, 2020\*, Mississippi**

**Race/Ethnicity** ● Black (NH) ● White (NH) ● Hispanic\*\* ● Other (NH) ● American Indian or Alaska Native (NH) ● Asian (NH)



NH is not-Hispanic ethnicity  
 \*based on available data as of 6pm CT  
 \*\*Hispanic ethnicity includes all race definitions  
 Cases in which Race, Ethnicity, or Gender are unknown were excluded due to ongoing case investigations.

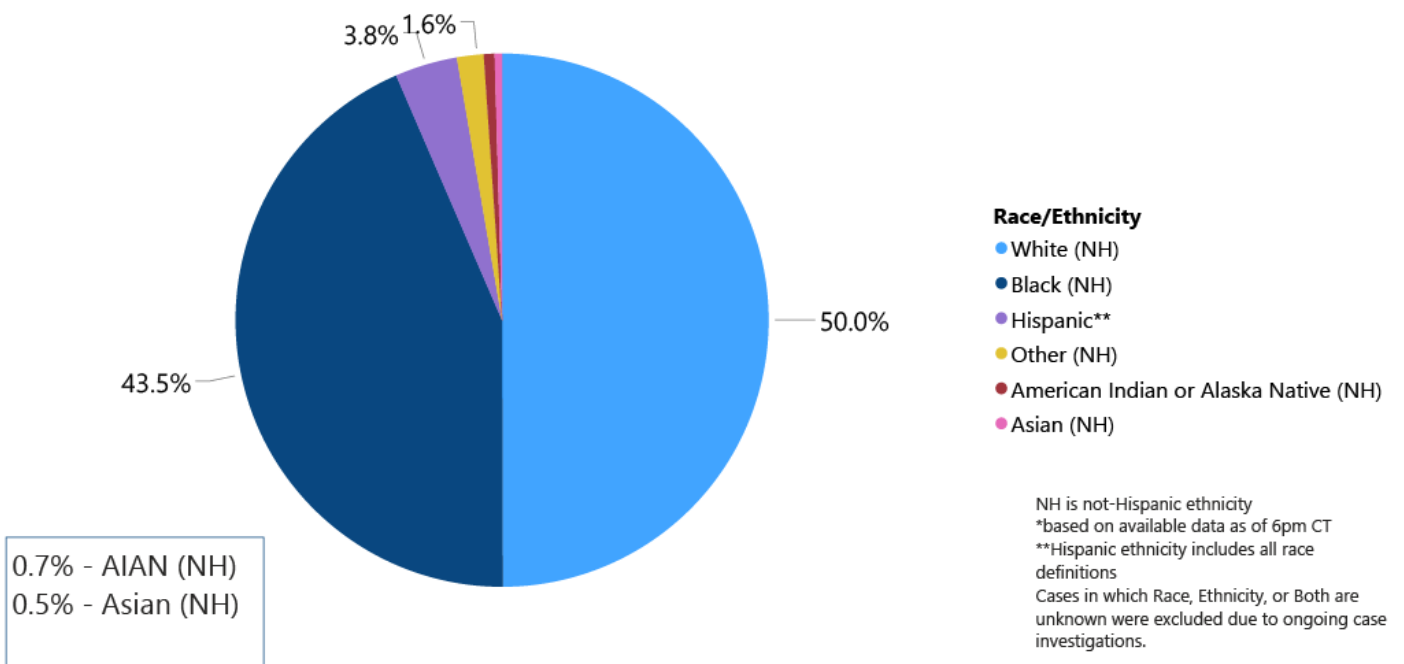


## COVID-19 Deaths by Race and Gender through November 29, 2020\*, Mississippi

**Race** ● Black ● White ● American Indian or Alaska Native ● Other ● Asian



## COVID-19 Cases by Race/Ethnicity through November 29, 2020\*, Mississippi



## COVID-19 Cases by Gender through November 29, 2020\*, Mississippi



\*Based on available data as of 6pm CT

## Weekly Pediatric MIS-C Cases and Deaths

[Multisystem inflammatory syndrome in children \(MIS-C\)](#) is a rare but serious condition associated with COVID-19 that causes inflammation in many body parts, including the heart and other vital organs.

## MIS-C\* Cases and Deaths by Age Group through November 29, 2020, Mississippi

● MIS-C Cases ● MIS-C Deaths



\*Multisystem inflammatory syndrome in children (MIS-C): A rare but serious complication associated with COVID-19 that can inflame multiple organs and cause various symptoms. Those aged 20 and younger diagnosed with MIS-C have either been infected with COVID-19 or around someone with COVID-19.

## Weekly High Case and High Incidence Counties

Tracking counties with recent high numbers of COVID-19 cases, adjusted for population, provides insight on where local outbreaks are most serious, and where protective measures should be increased. For more accurate reporting, these weekly charts include sample collection dates only up to seven days in the past to allow for case investigation and delays in lab test reports.

Cases counts in these charts is based on the date of illness onset. If the date of illness is not known, the date the test sample was taken, or the date of test result reporting is used instead. Counts are adjusted as cases are investigated.

Counties are ranked by highest weekly case counts, and by weekly incidence (cases proportional to population). A separate table ranking all counties is also available. **All tables updated weekly.**

► [Full tables of counties ranked by weekly incidence and cases](#) PDF

### COVID-19 High Incidence MS Counties Over 2 Week Period (November 9-22, 2020\*)

County	Cases (November 9-22)	Cases per 100,000 (November 9-22)	Cases to Date (through November 22)	Cases per 100,000 Total	Percent Change
CARROLL	113	1136.0	704	7077.5	19%
ATTALA	206	1133.5	1089	5992.1	23%
WINSTON	192	1069.3	1174	6538.6	20%
MONTGOMERY	93	951.4	722	7386.2	15%
MARSHALL	324	918.0	2081	5896.2	18%
LEE	747	874.3	4829	5652.2	18%
LINCOLN	285	834.5	1854	5428.5	18%
CHOCTAW	67	816.1	307	3739.3	28%
UNION	221	767.0	1611	5590.8	16%
STONE	138	752.6	727	3964.9	23%
TISHOMINGO	145	748.1	1062	5479.0	16%
TATE	211	745.0	1643	5801.3	15%

\*based on available data as of 6pm CT  
 Cases based on test date. Cases without test date excluded due to ongoing investigations.  
 Table will be updated weekly. A one week lag is used for reporting.

## COVID-19 High Case MS Counties Over 2 Week Period (November 9-22, 2020\*)

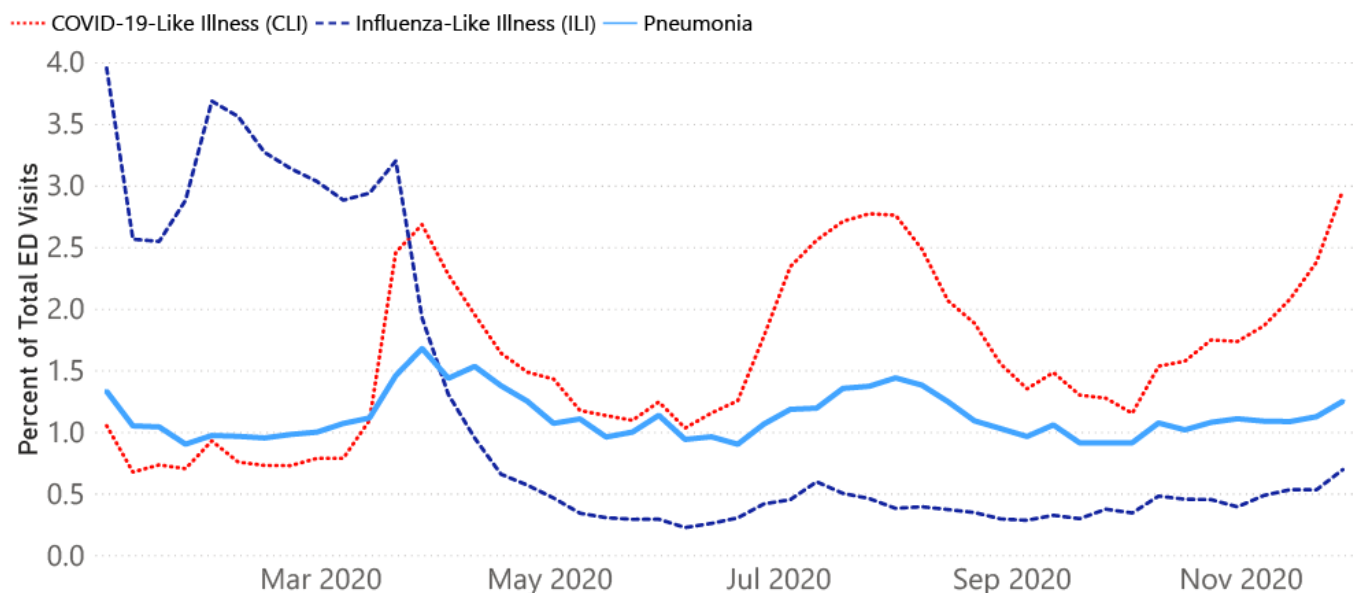
County	Cases (November 9-22)	Cases per 100,000 (November 9-22)	Cases to Date (through November 22)	Cases per 100,000 Total	Percent Change
DESOTO	1176	635.9	9635	5209.7	14%
HINDS	968	417.5	9635	4155.9	11%
RANKIN	768	494.6	5316	3423.7	17%
LEE	747	874.3	4829	5652.2	18%
HARRISON	618	297.0	6893	3312.7	10%
JACKSON	561	390.6	6175	4299.6	10%
MADISON	506	476.1	4651	4376.5	12%
LAUDERDALE	447	603.0	3371	4547.7	15%
LAFAYETTE	388	718.3	3158	5846.1	14%
FORREST	377	503.4	3711	4954.8	11%
MARSHALL	324	918.0	2081	5896.2	18%
WASHINGTON	293	667.3	3106	7073.7	10%

\*based on available data as of 6pm CT  
 Cases based on test date. Cases without test date excluded due to ongoing investigations.  
 Table will be updated weekly. A one week lag is used for reporting.

## Syndromic Surveillance

Emergency department visits by those with symptoms characteristic of COVID-19, influenza and pneumonia, updated weekly.

### Percentage of Emergency Department and Clinic visits for CLI, ILI, and Pneumonia Cases Weekly Statewide Summary, January 4, 2020 - November 28, 2020



\*The graph represents syndromic surveillance data from emergency department visits, reported electronically by hospitals throughout the state, that are consistent with COVID-19-Like Illness (CLI), Influenza-Like Illness (ILI), and Pneumonia. Based on available data as of 6pm CT. Graph will be updated weekly.

## Estimated Recoveries

Presumed COVID-19 cases recovered, estimated weekly (does not include cases still under investigation).

## COVID-19 Presumed Recovered Cases through November 29, 2020, Mississippi

# 128,746

## Presumed Recovered\*

\*Reflects Provisional Estimates. Presumed Recovered if:

- 1) It has been 14 days or more since the case tested positive, if they were not hospitalized
- 2) It has been 21 days or more since the case tested positive, if they were hospitalized or hospitalization was unknown.

All deaths excluded. Presumed recovered counts will be updated weekly.

## U.S. and World Cases

- ▶ [COVID-19 cases in the United States \(CDC\)](#)
- ▶ [U.S. COVID-19 Tracker \(CDC\)](#)
- ▶ [COVID-19 Global Case Map \(Johns Hopkins University\)](#)

## COVID-19 Testing

### Statewide Combined Testing as of November 28

COVID-19 testing providers around the state include commercial laboratories as well as hospital labs. Combined with testing done by the MSDH Public Health Laboratory, the figures provide a complete picture of all Mississippi testing. (Updated weekly)

**PCR** testing detects current, active COVID-19 infection in an individual.

**Antibody** (serology) testing identifies individuals with past COVID-19 infection based on antibodies they develop one to three weeks after infection.

**Antigen** testing is another way to identify current COVID-19 infection.

	Total tests	PCR	Antibody	Antigen
MSDH Public Health Laboratory	130,478	129,235	1,243	0
Other testing providers	1,236,355	975,397	50,311	210,647

Total tests for COVID-19 statewide	<b>1,366,833</b>	<b>1,104,632</b>	<b>51,554</b>	<b>210,647</b>
------------------------------------	------------------	------------------	---------------	----------------

## MSDH Individuals Tested as of November 30

MSDH Public Health Laboratory (MPHL) testing totals as of 3 p.m. These totals are for tests performed at the MPHL only.

- Total individuals tested by the MPHL: **87,474**
- Total positive individuals from MPHL tests: **9,725**

## Getting Tested for COVID-19

The MSDH Public Health Laboratory, its partners, and private providers are testing statewide for COVID-19.

Anyone with symptoms of fever, severe cough or severe chest pains – especially those who are older or in poor health – should make arrangements for testing with their doctor or one of the many healthcare providers now performing testing. Healthcare providers can assess your health history and symptoms, and perform testing for COVID-19 as needed. MSDH is also helping conduct free drive-up testing sites in many parts of the state. **Always call ahead to the testing provider for instructions on safely being examined before you visit for your test.**

- ▶ [Find a COVID-19 testing provider near you](#)

## Prevention and Guidance for Individuals and the Community

- ▶ [Preventive steps to take, recommendations, guidance and general information on COVID-19](#)

Get COVID-19 e-mail updates daily with our free newsletter:

Last reviewed on Mar 5,  
2020

[error on this](#)

[email page](#)

[print](#)

### *Related resources*

- ▶ [IT IS REAL: COVID-19 as Told by Survivors](#)
- ▶ [Free COVID-19 Testing and Local Testing Providers](#)
- ▶ [COVID-19 Guidance and Prevention for Individuals and the Community](#)  
Updated December 1, 2020

### *More topics*

- ▶ [\[ Espanol, Tieng Viet, ASL \]](#)
- ▶ [County Data](#)
- ▶ [Diagnostic Testing EUA](#)
- ▶ [Handouts and Posters](#)
- ▶ [Healthcare Professionals](#)
- ▶ [Interactive Map and Charts](#)
- ▶ [Long-Term Care Outbreaks](#)
- ▶ [Prevention and Safety Guidance](#)
- ▶ [School Cases and Outbreaks](#)
- ▶ [Testing for COVID-19](#)

FREE

# Community STD/HIV Education

Up-to-date information and  
education for those living with  
STDs or HIV, or fighting against it.

Sessions monthly

LEARN MORE

## AGENCY

[About Us](#)

[Administration](#)

[Board of Health](#)

[County Offices](#)

[Institutional Review](#)

[Jobs](#)

[Locations](#)

[Public Health Laboratory](#)

[RFPs/Grants](#)

[More »](#)

[Intranet](#)

[OHIT+ER Service Center](#)

[Webmail](#)

## INFORMATION

[Apps](#)

[Calendar of Events](#)

[Contact Us](#)

[Meetings](#)

[Health Resources](#)

[Hotlines](#)

[Locations](#)

[News](#)

[Newsletter](#)

[Phone Numbers](#)

[Español](#)

## I NEED A ...

[Birth Certificate](#)

[Certificate of Need](#)

[Children's Health Insurance](#)

[Complaint Form](#)

Criminal History Check  
Death Certificate  
Divorce Record  
Food Permit  
Immunization Record  
J-1 Visa  
License Verification  
Marriage Record  
Professional License  
Public Records Request  
Wastewater Application

#### **PUBLICATIONS**

Annual Report  
CON Weekly Reports  
Health Facilities Directory  
Mississippi Morbidity Reports  
Public Health Report  
State Health Plan  
Strategic Plan  
*More »*

Mississippi State Department of Health • 570 East Woodrow Wilson Dr • Jackson, MS 39216 • 866-HLTHY4U • Contact and information

