



## Coronavirus Disease 2019 (COVID-19)

Updated December 4, 2020

The national Centers for Disease Control and Prevention (CDC) and the Mississippi State Department of Health continue to closely monitor the outbreak of respiratory illnesses caused by the novel (new) coronavirus COVID-19, and are working to limit the spread of cases nationally and in Mississippi.

Mississippi Coronavirus Hotline (7 days a week, 7 a.m.-7 p.m.): **877-978-6453**

## General Information

- ▶ [Counties with mask mandates and gathering restrictions](#)
- ▶ [MSDH COVID-19 vaccination plan \(draft\)](#)
- ▶ [COVID-19 overview, questions and answers, and other resources](#)
- ▶ [COVID-19 and You: Video Q & A with State Health Officer Dr. Thomas Dobbs](#)
- ▶ [COVID-19 prevention, testing and guidance for individuals and the community](#)
- ▶ [ASL, Spanish and Vietnamese materials](#)

**Advisory from the State Health Officer on social gatherings:** Due to rapidly rising COVID-19 cases, all residents of Mississippi should avoid any social gathering that includes individuals outside of the immediate family or household. MSDH recommends that Mississippians only participate in work, school or other absolutely essential activities, and avoid gatherings such as social events, sporting events, in-person church services, and weddings and funerals unless they involve only close family (preferably outdoors).

**Home isolation is mandatory if you have tested positive for COVID-19** by [order of the State Health Officer](#). (If you are awaiting results of routine testing *not* related to exposure, you may [return to work](#) and follow the safety guidance of your employer.)

**Quarantine is mandatory for household members** of someone who has COVID-19. Home quarantine permits working under certain circumstances.

[More about isolation and quarantine »](#)

## Healthcare Professionals

Guidance and more →

- ▶ [Healthcare guidance](#)

- ▶ [Electronic reporting](#)
- ▶ [Vaccine providers](#)
- ▶ [Specimens](#)
- ▶ [Lab dropoff](#)
- ▶ [MS-HAN Alerts](#)

---

## [ALL HEALTHCARE](#)

## Current Cases and Statistics

County and state data →

- ▶ [Today's update](#)
- ▶ [County data reports](#)
- ▶ [State data charts](#)
- ▶ [Schools and LTC facilities](#)
- ▶ [Lab testing](#)
- ▶ [Recoveries](#)

---

## [ALL STATISTICS](#)

## Guidance, Testing and Prevention

Personal and community →

- ▶ [Getting tested](#)
- ▶ [Personal protection](#)
- ▶ [Gatherings and events](#)
- ▶ [Business and community](#)
- ▶ [School guidelines](#)
- ▶ [State agencies](#)

---

## [ALL GUIDANCE](#)

## COVID-19 in Mississippi

### New Cases and Deaths as of December 3

#### NEW CASES

**2,480**

#### NEW DEATHS

**37**

New COVID-19 related deaths reported to MSDH as of 6 p.m. yesterday. Twenty-three deaths occurred between November 26 and December 3 in the counties below.

County	Total
Attala	1
Alcorn	1
Attala	1
Bolivar	1
Clarke	1
Copiah	1
Covington	1
Greene	1
Harrison	1

County	Total
Jackson	3
Lauderdale	2
Leflore	1
Madison	1
Neshoba	2
Perry	1
Prentiss	1
Rankin	2
Simpson	1
Warren	1

14 COVID-19 related deaths occurred November 10 and November 29, identified from death certificate reports.

County	Total
Attala	1
George	1
Hinds	2
Jefferson Davis	1
Kemper	1
Lafayette	1
Lee	1
Lowndes	1
Madison	1
Oktibbeha	1
Panola	1
Prentiss	1
Sunflower	1
Yazoo	1

## LTC OUTBREAKS

**194**

Current outbreaks in long-term care facilities only. (See [LTC facility outbreak definition](#).)

**About our case counts:** We currently update our case totals each day based on test results from the previous day. Outside laboratories also report positive test results to us, which are included in our totals. Repeated tests for the same individual are counted only once. County case numbers and deaths may change as investigation finds new or additional information.

## Race and Ethnicity

- ▶ [Total COVID-19 cases and deaths by county, race and ethnicity](#) PDF  
Current and past data tables, updated daily

## Data Snapshots for Individual Counties

- ▶ [Weekly COVID-19 snapshots for each Mississippi county](#)

## High Cases and Incidence

- ▶ [Mississippi counties ranked by weekly cases and incidence](#)

## Cumulative Cases and Deaths by County

Totals of all reported COVID-19 cases for 2020, including those in long-term care (LTC) facilities.

**The numbers in this table are provisional.** County case numbers and deaths may change as investigation finds new or additional information. The data provided below is the most current available.

County	Total Cases	Total Deaths	Total LTC Facility Cases	Total LTC Facility Deaths
<a href="#">Adams</a>	1488	52	68	14
<a href="#">Alcorn</a>	1615	29	88	13
<a href="#">Amite</a>	618	15	15	2
<a href="#">Attala</a>	1268	36	126	24
<a href="#">Benton</a>	510	18	44	10
<a href="#">Bolivar</a>	2546	86	223	30
<a href="#">Calhoun</a>	824	13	25	4
<a href="#">Carroll</a>	781	15	45	9
<a href="#">Chickasaw</a>	1126	32	48	14
<a href="#">Choctaw</a>	375	7	1	0
<a href="#">Claiborne</a>	597	16	43	9
<a href="#">Clarke</a>	969	54	93	27
<a href="#">Clay</a>	985	27	20	3
<a href="#">Coahoma</a>	1600	44	127	11
<a href="#">Copiah</a>	1761	41	71	9
<a href="#">Covington</a>	1376	42	91	17
<a href="#">De Soto</a>	10863	104	103	20
<a href="#">Forrest</a>	4055	87	185	41
<a href="#">Franklin</a>	386	6	4	1
<b>Total</b>	<b>161,516</b>	<b>3,916</b>	<b>7,928</b>	<b>1,474</b>

County	Total Cases	Total Deaths	Total LTC Facility Cases	Total LTC Facility Deaths
George	1383	26	47	6
Greene	660	23	40	6
Grenada	1495	45	131	21
Hancock	1328	42	67	12
Harrison	7624	114	387	38
Hinds	10705	207	550	83
Holmes	1368	61	103	20
Humphreys	561	19	33	8
Issaquena	125	4	0	0
Itawamba	1666	37	91	17
Jackson	6774	131	192	20
Jasper	900	23	1	0
Jefferson	390	12	15	3
Jefferson Davis	608	18	8	1
Jones	3885	89	188	38
Kemper	500	19	41	9
Lafayette	3473	58	151	35
Lamar	3103	50	44	12
Lauderdale	3754	149	326	79
Lawrence	768	14	27	2
Leake	1462	44	45	7
Lee	5577	98	201	39
Leflore	2164	92	196	48
Lincoln	2032	67	166	36
Lowndes	2651	68	129	37
Madison	5311	112	298	55
Marion	1265	48	111	17
Marshall	2294	51	58	15
Monroe	2162	78	176	52
Montgomery	807	26	53	9
Neshoba	2333	124	169	48
Newton	1149	29	47	10
Noxubee	748	17	21	4
<b>Total</b>	<b>161,516</b>	<b>3,916</b>	<b>7,928</b>	<b>1,474</b>

County	Total Cases	Total Deaths	Total LTC Facility Cases	Total LTC Facility Deaths
Oktibbeha	2627	63	193	31
Panola	2437	54	60	11
Pearl River	1681	70	118	24
Perry	701	27	20	7
Pike	1708	60	98	27
Pontotoc	2136	31	19	2
Prentiss	1590	34	91	11
Quitman	510	7	0	0
Rankin	6303	114	242	33
Scott	1660	30	30	3
Sharkey	335	17	43	8
Simpson	1569	54	138	19
Smith	765	16	55	8
Stone	851	15	58	9
Sunflower	1981	56	84	15
Tallahatchie	1012	27	33	7
Tate	1872	51	72	18
Tippah	1352	30	61	4
Tishomingo	1164	44	96	26
Tunica	640	19	15	2
Union	1796	26	46	11
Walthall	804	30	67	13
Warren	1895	59	142	27
Washington	3421	108	187	39
Wayne	1274	24	59	10
Webster	495	14	52	11
Wilkinson	425	22	20	5
Winston	1343	26	78	13
Yalobusha	757	28	81	20
Yazoo	1644	41	138	15
<b>Total</b>	<b>161,516</b>	<b>3,916</b>	<b>7,928</b>	<b>1,474</b>

## Case Classifications

Mississippi investigates and reports both probable and confirmed cases and deaths according to the [CSTE case definition](#).

	Confirmed	Probable	Total
Cases	125,865	35,651	<b>161,516</b>
Deaths	3,379	537	<b>3,916</b>

Confirmed cases and deaths are generally determined by positive PCR tests, which detect the presence of ongoing coronavirus infection.

Probable cases are those who test positive by other testing methods such as antibody or antigen, and have recent symptoms consistent with COVID-19, indicating a recent infection.

Probable deaths are those individuals with a designation of COVID-19 as a cause of death on the death certificate, but where no confirmatory testing was performed.

## Deaths from COVID-19 and Other Causes

This table of death counts compares COVID-19 deaths in Mississippi by week with deaths from other major causes, including contributing and underlying causes.

- ▶ [Mississippi Provisional Death Counts by Week](#)  
Updated weekly

## K-12 School Report

Mississippi K-12 schools make weekly reports of cases among students, teachers and staff, number of outbreaks, and teachers and students under quarantine as a result of COVID-19 exposure. An outbreak in a school setting is defined as 3 or more individuals diagnosed with COVID-19 in the same group within a 14-day period.

*Note:* These cases have been directly reported to MSDH by each school, and may not yet have appeared in our state and county totals of cases reported by laboratories.

- ▶ [K-12 reports of COVID-19 school cases, outbreaks and exposure](#)  
Updated weekly

## Long-Term Care Facility Cases and Outbreaks

Long-term care (LTC) facilities like nursing homes are considered high risk locations because their residents are older or in poor health. A single confirmed COVID-19 infection in an LTC facility resident, or more than one infection in employees or staff in a 14-day period constitutes an outbreak. Residential care facilities also represent group living facilities where COVID-19 can be easily spread. We investigate residents, staff and close contacts of infected individuals for possible exposure.

**These outbreak figures are reported directly to MSDH by the facility.** Many of the cases and deaths reported by facilities may not yet be included in our totals of lab-reported cases.

- ▶ [Mississippi COVID-19 cases and deaths in long-term care facilities](#) PDF  
Long-term care facilities include nursing homes, personal care homes, assisted living homes, and intermediate care facilities for individuals with intellectual disability (ICF-IID)
- ▶ [Mississippi COVID-19 cases and deaths in residential care facilities](#) PDF  
Residential care facilities include psychiatric or chemical dependency residential treatment centers and long-term acute care facilities.

## Ongoing Outbreaks in Nursing Homes



Data such as illness in residents and staff, deaths in residents, as well as a number of other data elements are now publicly available on the website of the Centers for Medicare and Medicaid (CMS). MSDH is providing the following links to view this data, which is reported directly by nursing homes and is updated daily.

**Note:** Cases and deaths listed on the CMS website may not have appeared yet in our county totals, which are based on reports from testing laboratories.

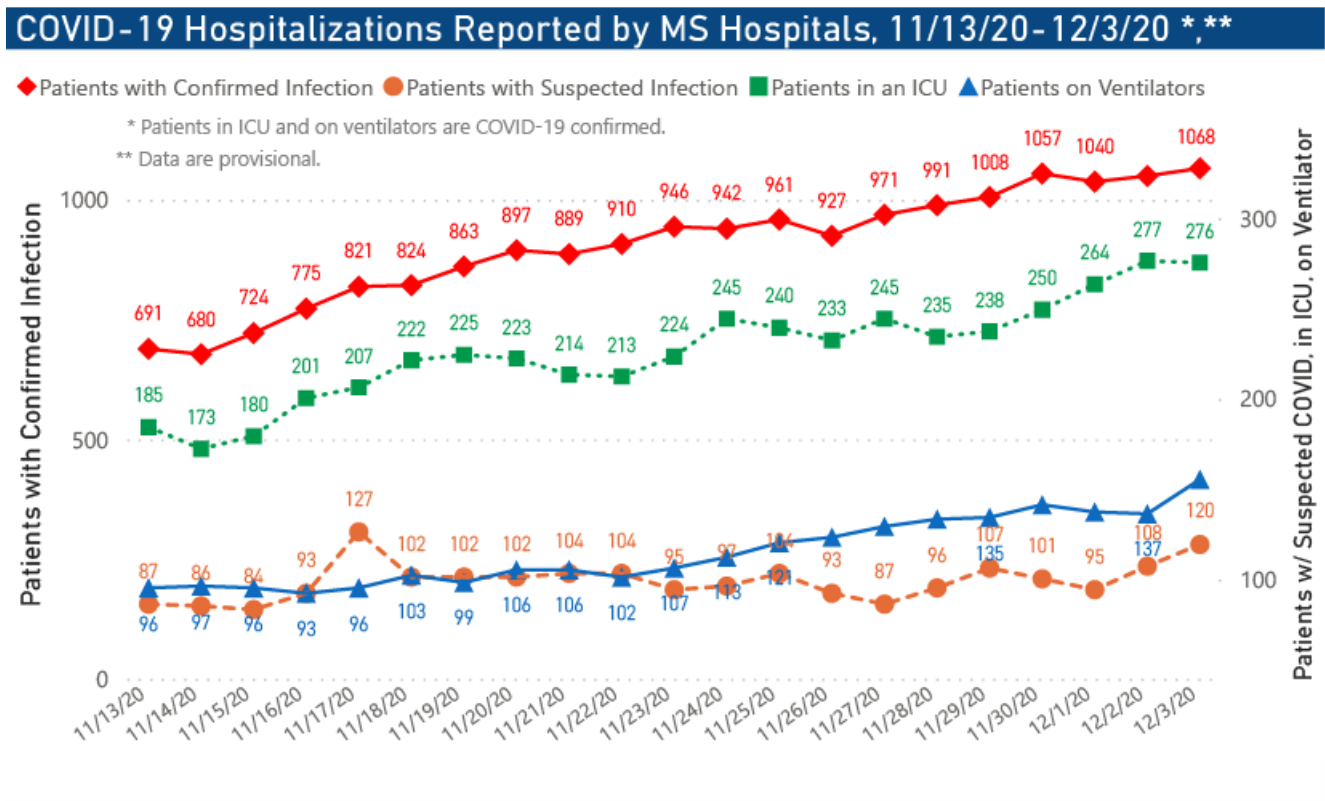
- ▶ [Search for nursing home COVID-19 data](#)
- ▶ [About the CMS COVID-19 dataset](#)
- ▶ [CMS state and national COVID-19 nursing home data](#)

## Mississippi COVID-19 Data Charts and Map

All data reports below are updated as they become available.

### Hospitalizations and Bed Availability

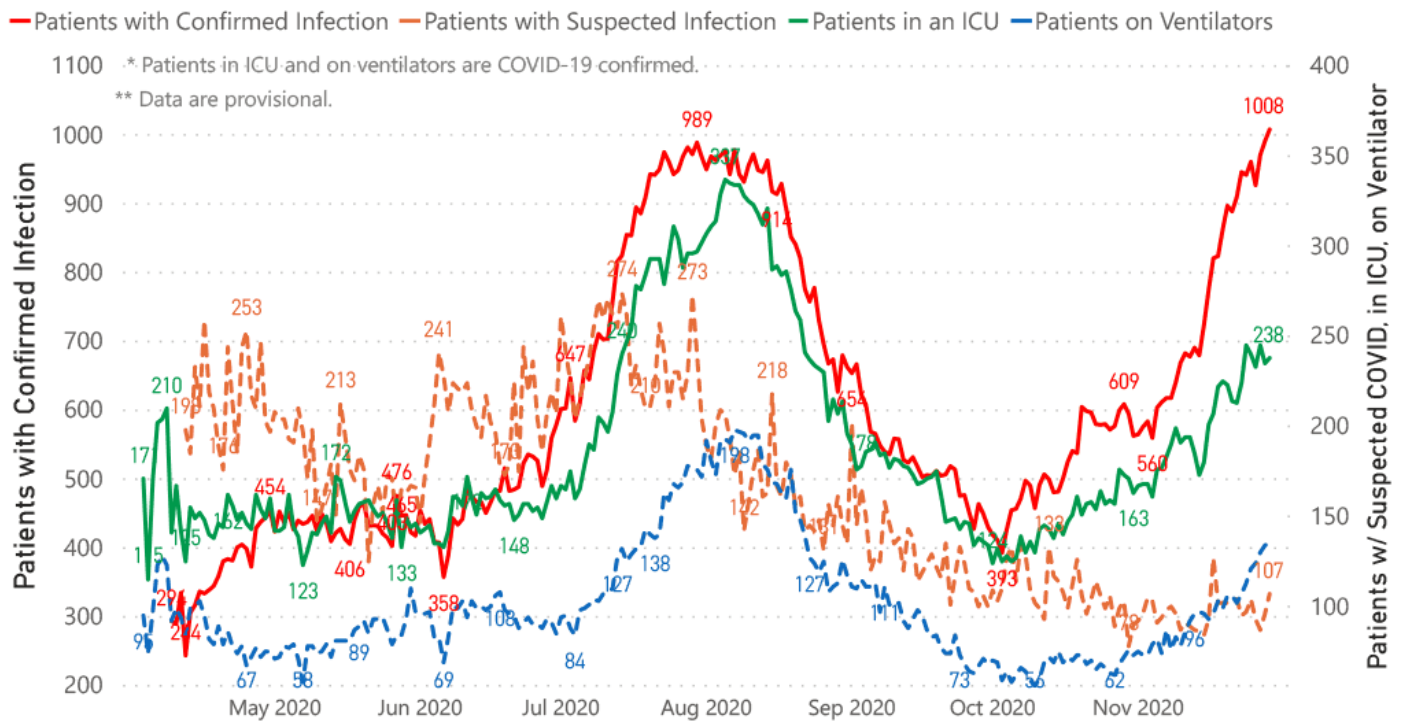
- ▶ [View interactive hospitalization charts](#)



### Hospitalization and ICU Use to Date

Updated weekly

# COVID-19 Hospitalizations Trends, Reported by MS Hospitals as of 11/29/20 \*\*, \*\*



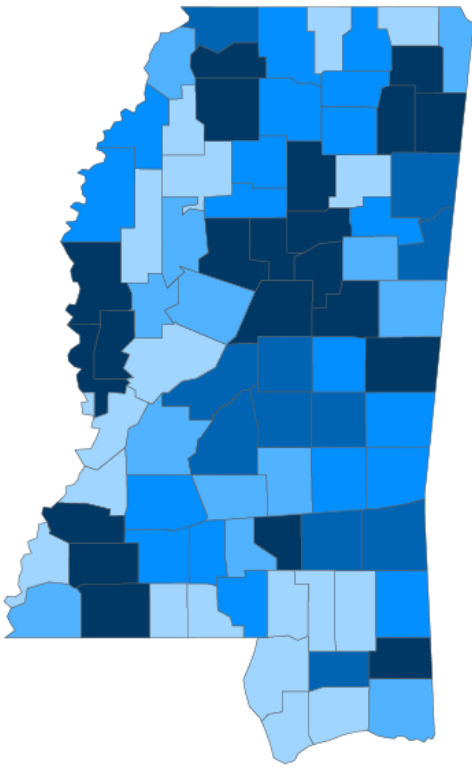
## Daily Case Maps

[View interactive maps](#)

## Recent COVID-19 Activity

Counties according to COVID-19 incidence (cases by population) over the last 7 days.

## Mississippi COVID-19 Cases Incidence Rate \* as of December 3, 2020



● <50.0 ● 50.0 to 60.0 ● 60.0 to 70.0 ● 70.0 to 80.0 ● >80.0

\* Based on average daily new cases of past 7 days per 100,000 population.

7 Day Average  
New Cases

**1,875.6**

7 Day Average  
Incidence Rate \*

**67.2**

Cumulative Cases

**161,517**

2019 Estimated Population

**2,976,149**

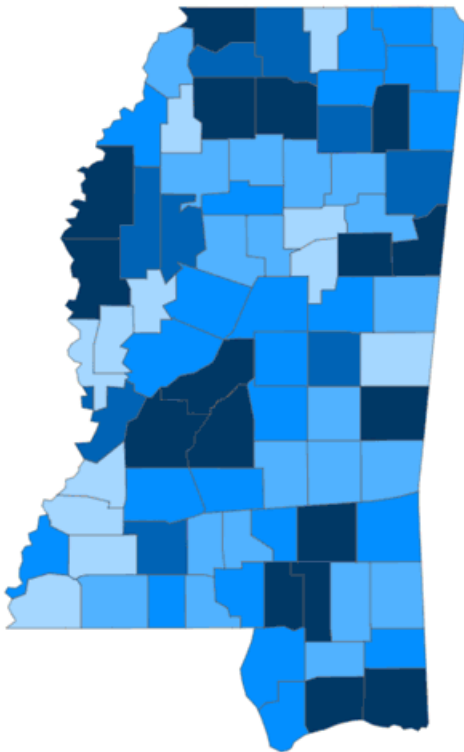
County	Incidence Rate	New Cases (7-Day Avg)	2019 Est. Population	Mask Mandate Status	Mask Mandate Started	Mask Mandate Ended
Issaquena	118.4	1.6	1,327	None		
Covington	118.1	22.0	18,636	Active	11/11/20	
Attala	114.8	20.9	18,174	Active	11/24/20	
Kemper	110.0	10.7	9,742	None		
Montgomery	103.8	10.1	9,775	Active	11/16/20	
Amite	101.1	12.4	12,297	None		
Winston	101.0	18.1	17,955	Active	11/16/20	
Panola	99.9	34.1	34,192	Active	11/24/20	
Tate	96.8	27.4	28,321	Active	11/16/20	
Lee	94.8	81.0	85,436	Active	10/19/20	

### Cumulative COVID-19 Cases

Total cases and deaths by county since the start of the pandemic.

Mississippi COVID-19  
Cases and Deaths by Race with Ethnicity  
as of 6 pm CT, December 3, 2020

Total Cases  
**161,516**



1 to 600 601 to 1200 1201 to 1800 1801 to 2400 >2400

	American Indian or Alaska Native	Asian	Black	White	Other	Unknown
Non Hispanic	692	480	46,845	54,964	1,736	878
Hispanic	26	18	218	1,228	2,269	246
Unknown Ethnicity	813	136	10,442	13,892	5,441	21,192

Total Deaths  
**3,916**

	American Indian or Alaska Native	Asian	Black	White	Other	Unknown
Non Hispanic	70	5	1,503	1,633	19	6
Hispanic	1	0	7	22	16	1
Unknown Ethnicity	21	6	204	277	32	93

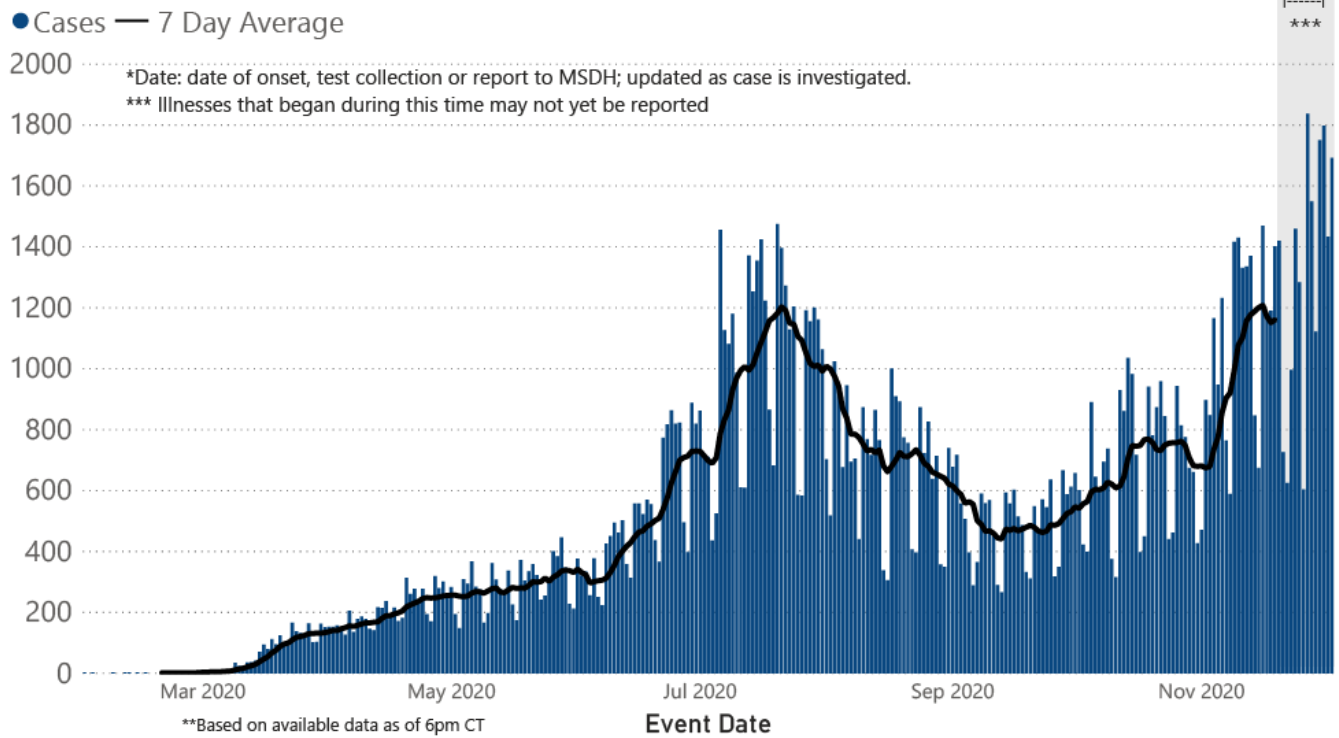
## Daily Statewide Data Charts

Our state case map and other data charts are also available in interactive form.

▶ [View interactive epidemiological and surveillance charts](#)

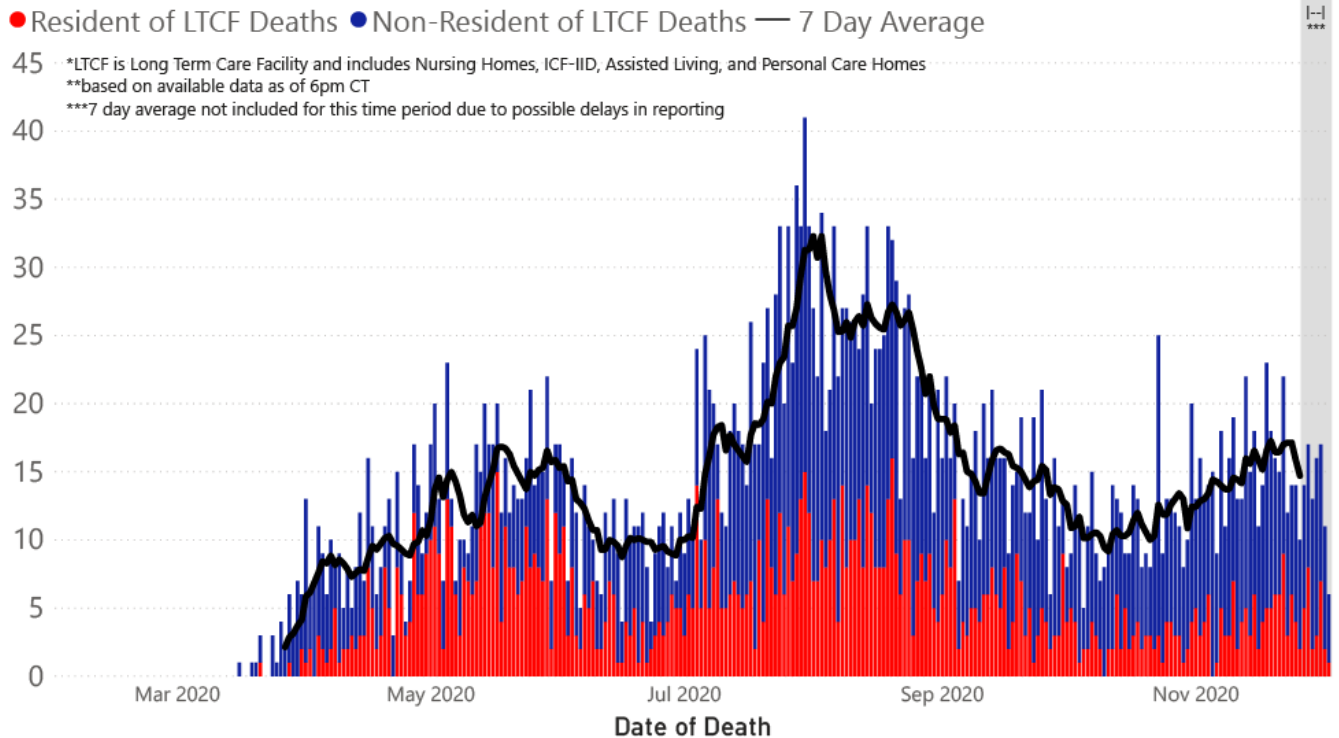
The charts below are based on available data at the time of publication. Charts do **not** include cases where insufficient details of the case are known.

## COVID-19 Cases by Date\* through December 3, 2020\*\*, Mississippi

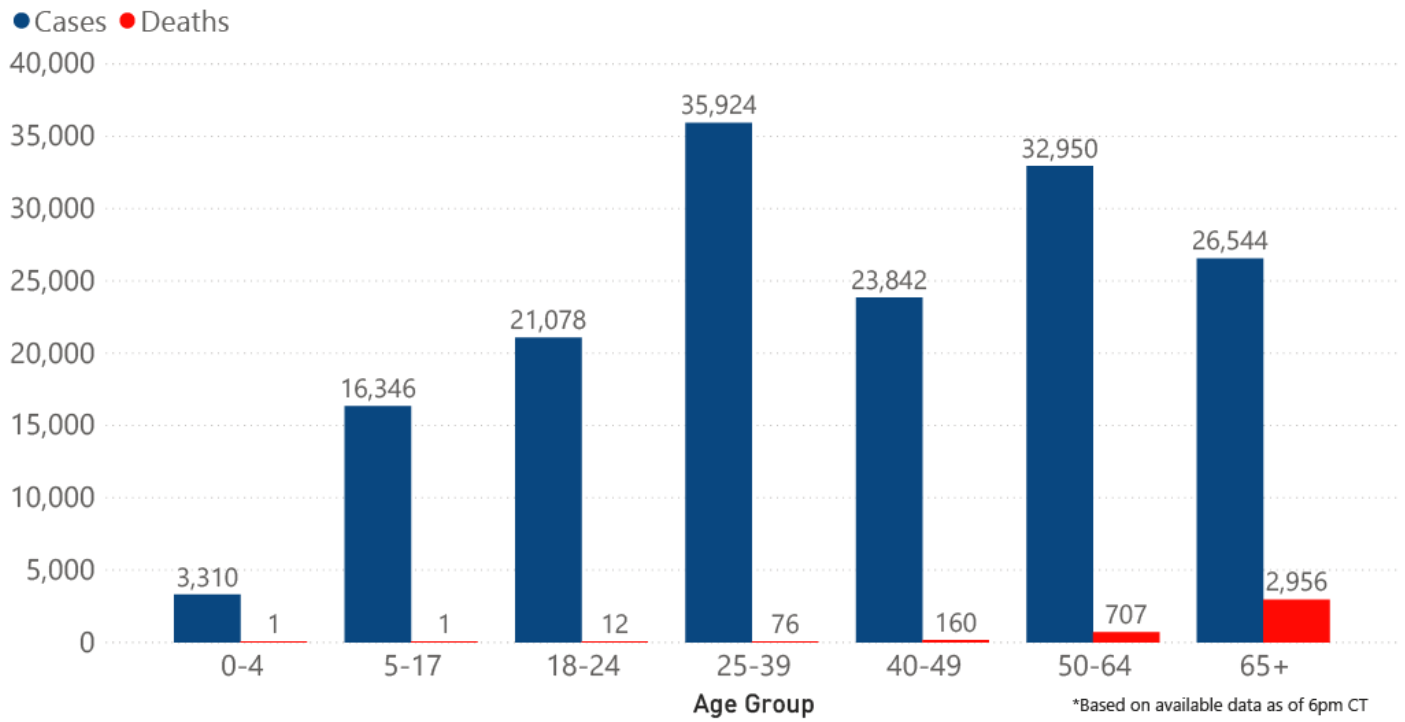


**Note:** Values up to two weeks in the past on the chart of Cases by Date above can change as we update it with new information from disease investigation.

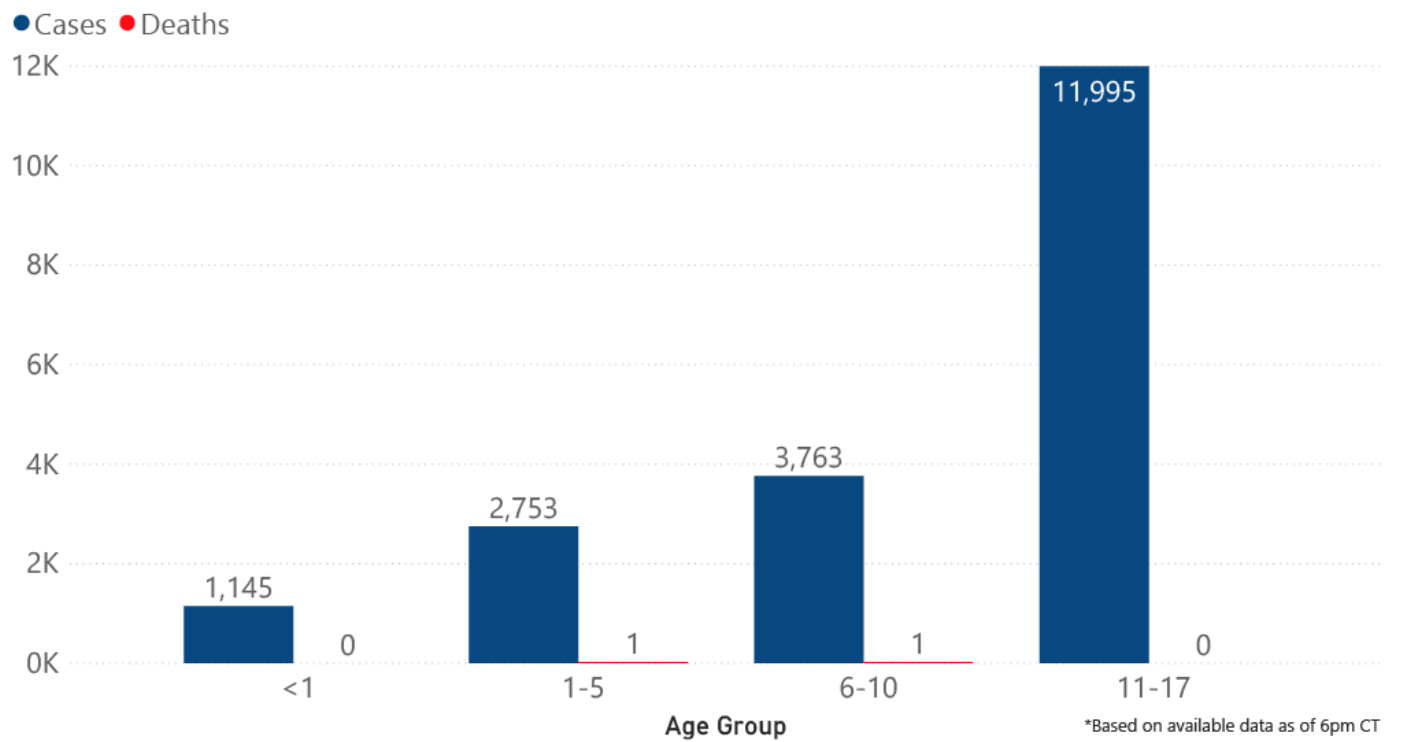
## COVID-19 LTCF\* and Non-LTCF Deaths by Date of Death through December 3, 2020\*\*, Mississippi



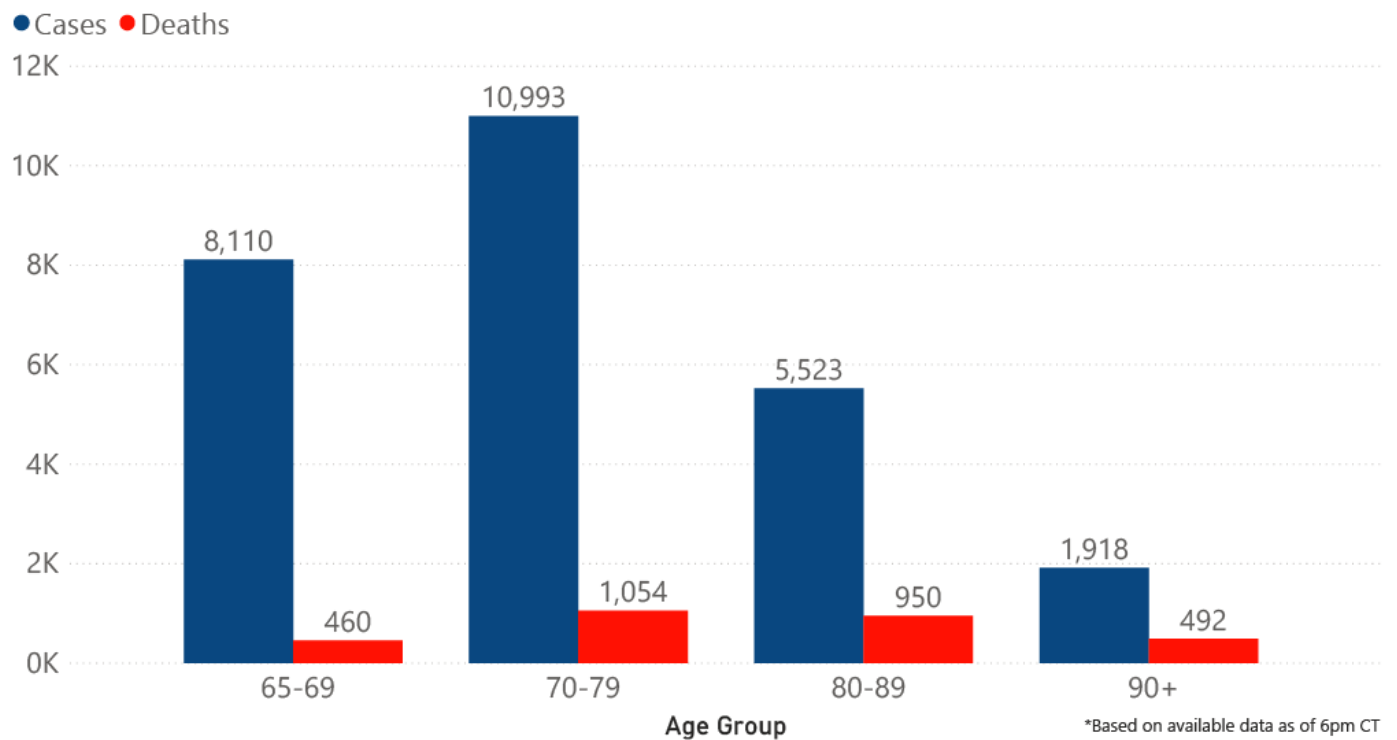
### COVID-19 Cases and Deaths by Age Group through December 3, 2020\*, Mississippi



### COVID-19 Pediatric Cases and Deaths by Age Group through December 3, 2020\*, Mississippi



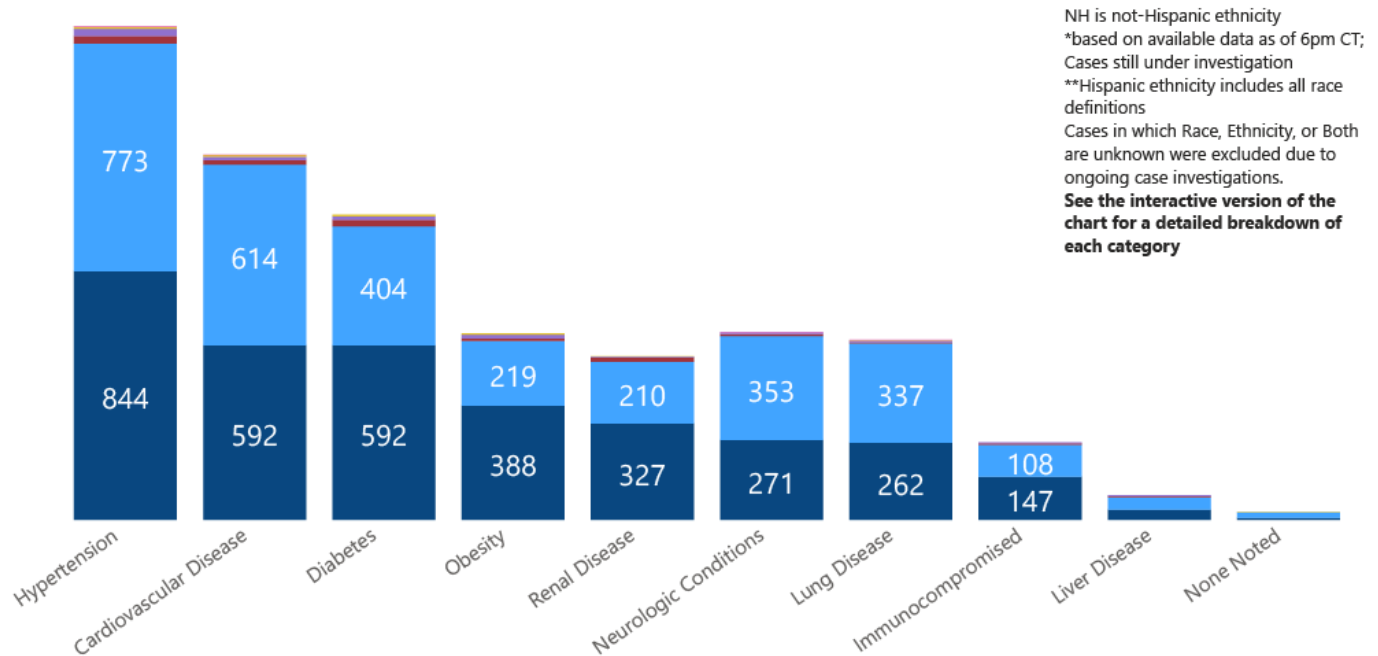
## COVID-19 Geriatric Cases and Deaths by Age Group through December 3, 2020\*, Mississippi



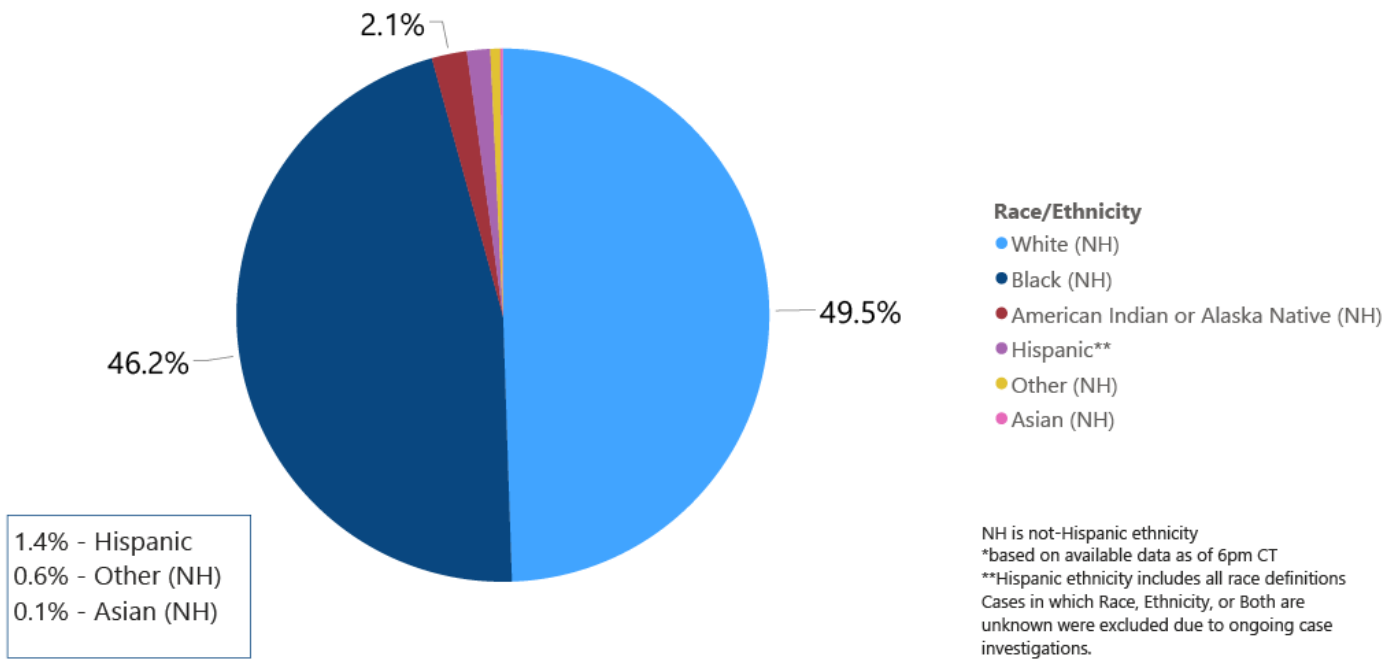
## Weekly Statewide Data Summaries

### COVID-19 Underlying Conditions in Deaths by Race/Ethnicity through November 29, 2020\*, Mississippi

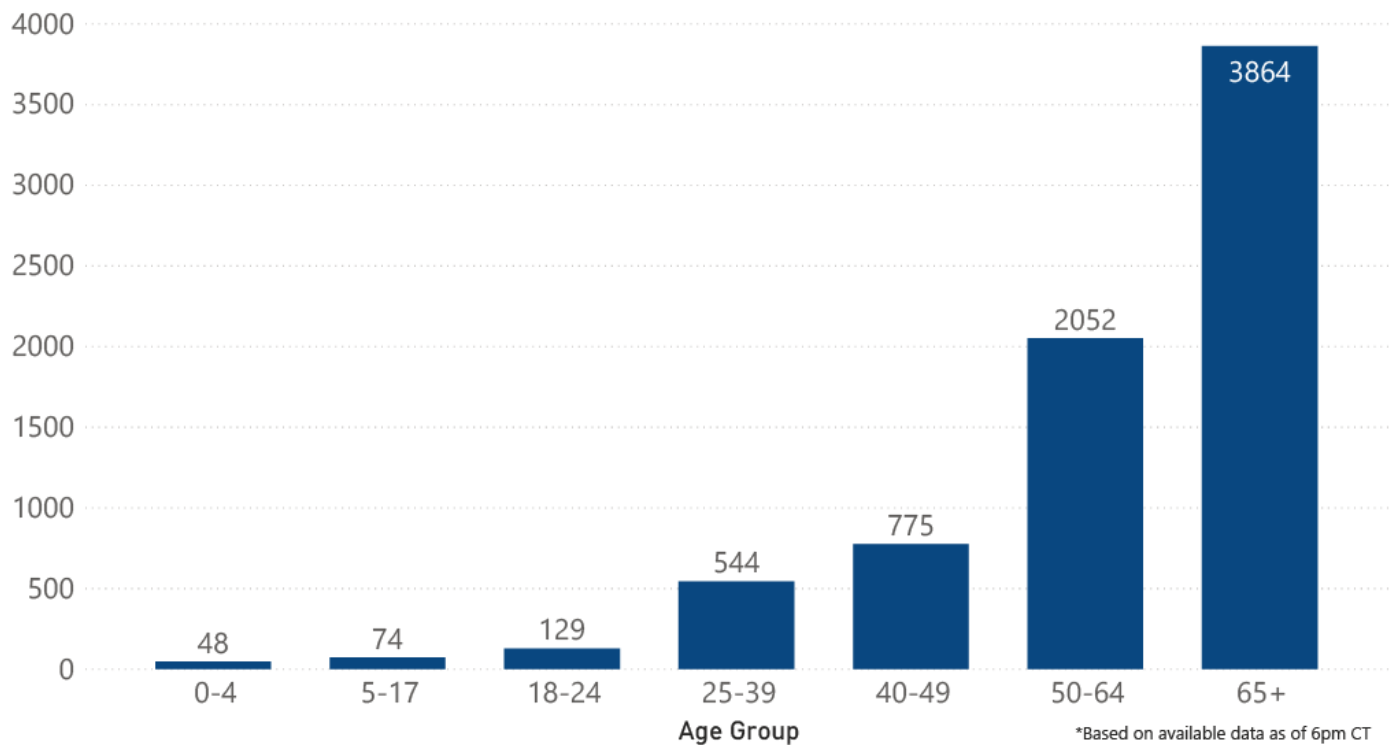
Race/Ethnicity ● Black (NH) ● White (NH) ● American Indian or Alaska Native (NH) ● Hispanic\*\* ● Other (NH) ● Asian (NH)



## COVID-19 Deaths by Race/Ethnicity through November 29, 2020\*, Mississippi

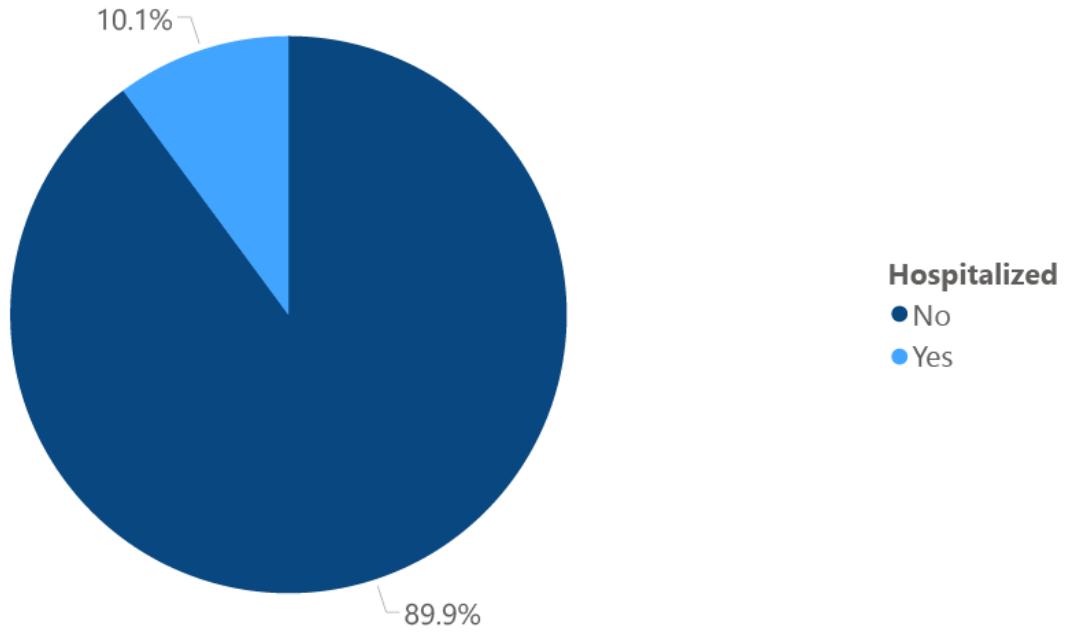


## COVID-19 Hospitalized Cases by Age through November 29, 2020\*, Mississippi





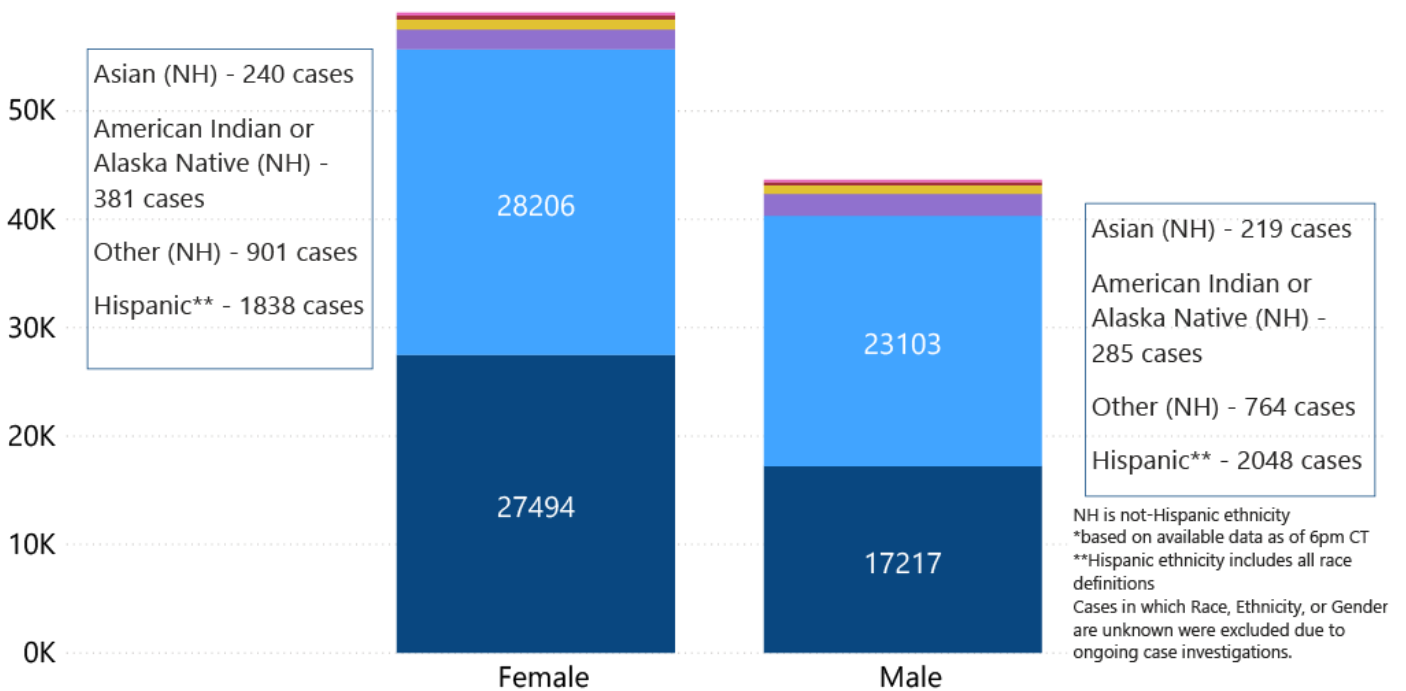
**COVID-19 Cumulative Hospitalizations-Invstigated Cases November 29, 2020 \***



\* Cases in which hospitalization is unknown were excluded due to ongoing case investigations; based on available data as of 6 pm CT

**COVID-19 Cases by Race/Ethnicity and Gender through November 29, 2020\*, Mississippi**

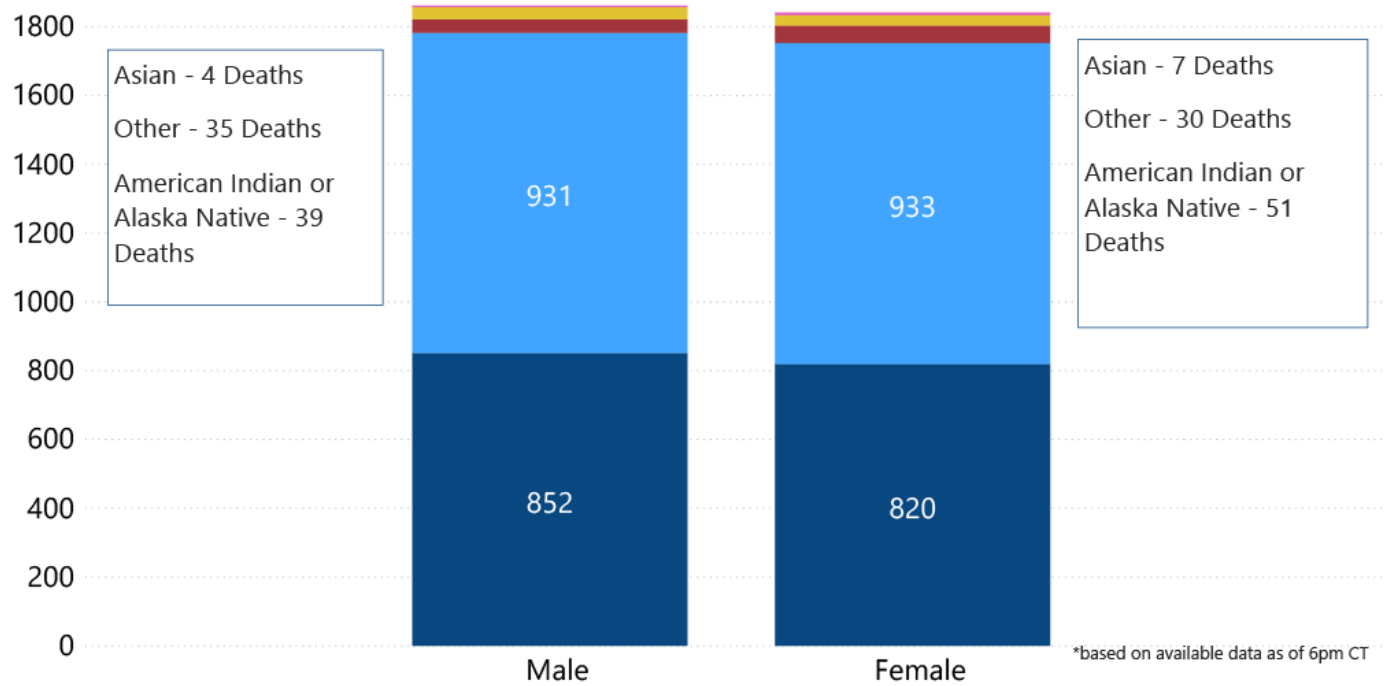
**Race/Ethnicity** ● Black (NH) ● White (NH) ● Hispanic\*\* ● Other (NH) ● American Indian or Alaska Native (NH) ● Asian (NH)



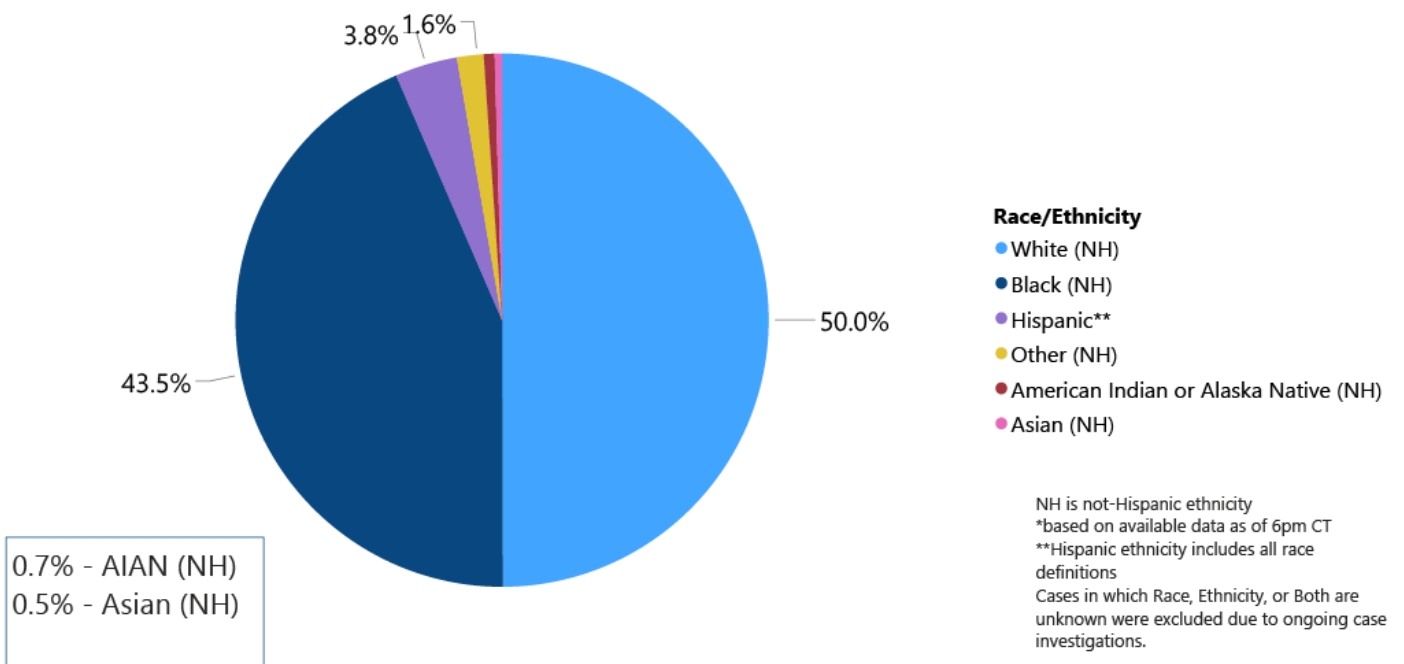
NH is not-Hispanic ethnicity  
 \*based on available data as of 6pm CT  
 \*\*Hispanic ethnicity includes all race definitions  
 Cases in which Race, Ethnicity, or Gender are unknown were excluded due to ongoing case investigations.

## COVID-19 Deaths by Race and Gender through November 29, 2020\*, Mississippi

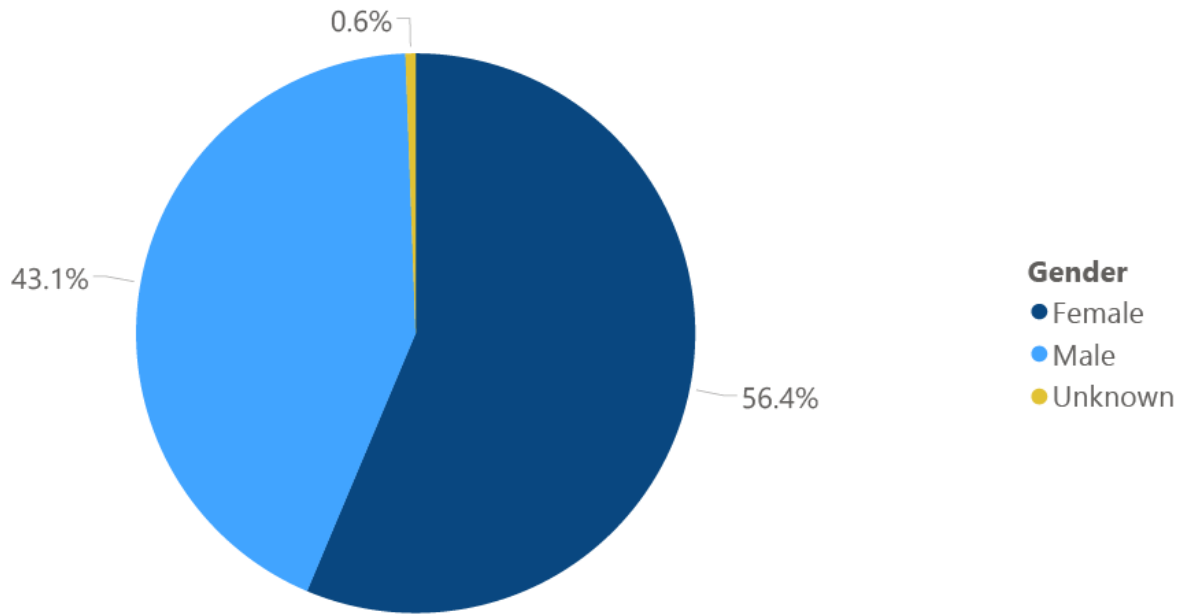
**Race** ● Black ● White ● American Indian or Alaska Native ● Other ● Asian



## COVID-19 Cases by Race/Ethnicity through November 29, 2020\*, Mississippi



## COVID-19 Cases by Gender through November 29, 2020\*, Mississippi



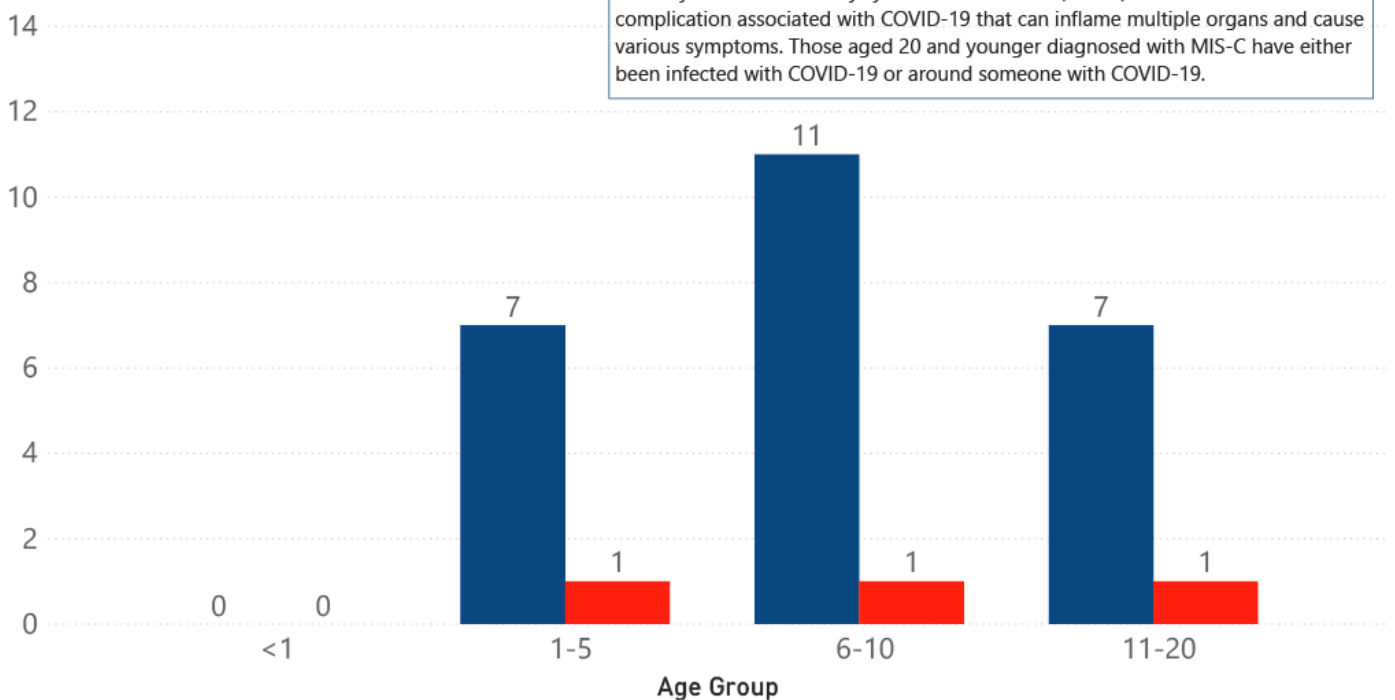
\*Based on available data as of 6pm CT

## Weekly Pediatric MIS-C Cases and Deaths

[Multisystem inflammatory syndrome in children \(MIS-C\)](#) is a rare but serious condition associated with COVID-19 that causes inflammation in many body parts, including the heart and other vital organs.

## MIS-C\* Cases and Deaths by Age Group through November 29, 2020, Mississippi

● MIS-C Cases ● MIS-C Deaths



\*Multisystem inflammatory syndrome in children (MIS-C): A rare but serious complication associated with COVID-19 that can inflame multiple organs and cause various symptoms. Those aged 20 and younger diagnosed with MIS-C have either been infected with COVID-19 or around someone with COVID-19.

## Weekly High Case and High Incidence Counties

Tracking counties with recent high numbers of COVID-19 cases, adjusted for population, provides insight on where local outbreaks are most serious, and where protective measures should be increased. For more accurate reporting, these weekly charts include sample collection dates only up to seven days in the past to allow for case investigation and delays in lab test reports.

Cases counts in these charts is based on the date of illness onset. If the date of illness is not known, the date the test sample was taken, or the date of test result reporting is used instead. Counts are adjusted as cases are investigated.

Counties are ranked by highest weekly case counts, and by weekly incidence (cases proportional to population). A separate table ranking all counties is also available. **All tables updated weekly.**

► [Full tables of counties ranked by weekly incidence and cases](#) PDF

### COVID-19 High Incidence MS Counties Over 2 Week Period (November 9-22, 2020\*)

County	Cases (November 9-22)	Cases per 100,000 (November 9-22)	Cases to Date (through November 22)	Cases per 100,000 Total	Percent Change
CARROLL	113	1136.0	704	7077.5	19%
ATTALA	206	1133.5	1089	5992.1	23%
WINSTON	192	1069.3	1174	6538.6	20%
MONTGOMERY	93	951.4	722	7386.2	15%
MARSHALL	324	918.0	2081	5896.2	18%
LEE	747	874.3	4829	5652.2	18%
LINCOLN	285	834.5	1854	5428.5	18%
CHOCTAW	67	816.1	307	3739.3	28%
UNION	221	767.0	1611	5590.8	16%
STONE	138	752.6	727	3964.9	23%
TISHOMINGO	145	748.1	1062	5479.0	16%
TATE	211	745.0	1643	5801.3	15%

\*based on available data as of 6pm CT  
 Cases based on test date. Cases without test date excluded due to ongoing investigations.  
 Table will be updated weekly. A one week lag is used for reporting.

## COVID-19 High Case MS Counties Over 2 Week Period (November 9-22, 2020\*)

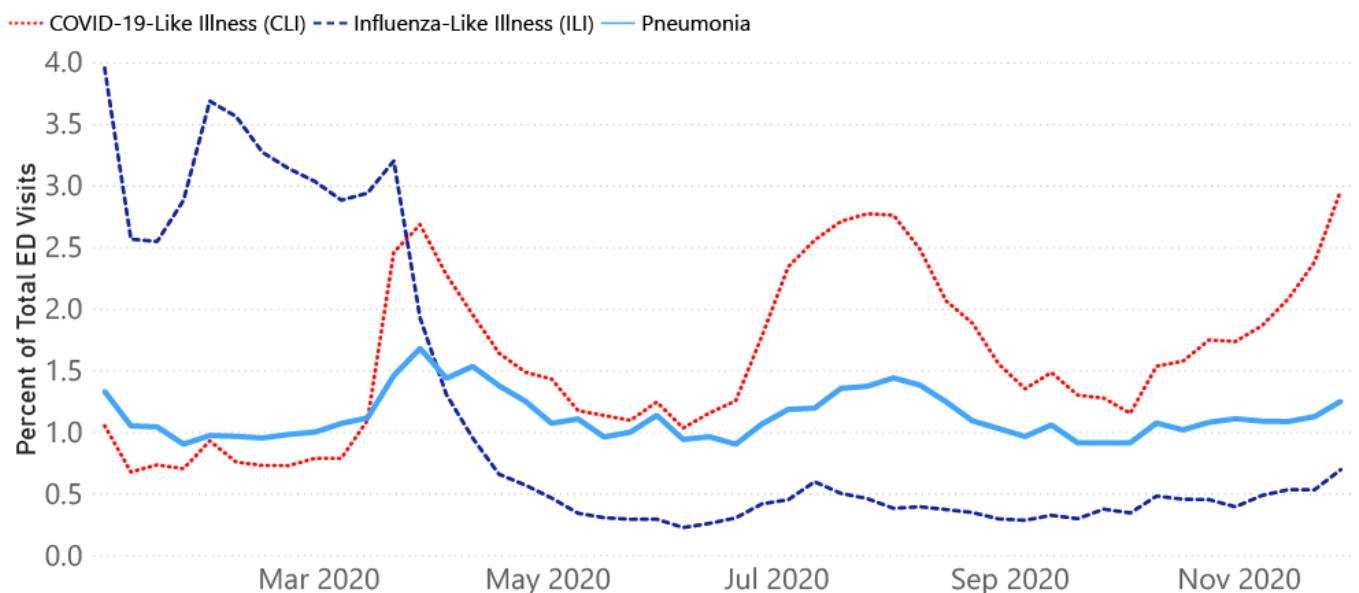
County	Cases (November 9-22)	Cases per 100,000 (November 9-22)	Cases to Date (through November 22)	Cases per 100,000 Total	Percent Change
DESOTO	1176	635.9	9635	5209.7	14%
HINDS	968	417.5	9635	4155.9	11%
RANKIN	768	494.6	5316	3423.7	17%
LEE	747	874.3	4829	5652.2	18%
HARRISON	618	297.0	6893	3312.7	10%
JACKSON	561	390.6	6175	4299.6	10%
MADISON	506	476.1	4651	4376.5	12%
LAUDERDALE	447	603.0	3371	4547.7	15%
LAFAYETTE	388	718.3	3158	5846.1	14%
FORREST	377	503.4	3711	4954.8	11%
MARSHALL	324	918.0	2081	5896.2	18%
WASHINGTON	293	667.3	3106	7073.7	10%

\*based on available data as of 6pm CT  
 Cases based on test date. Cases without test date excluded due to ongoing investigations.  
 Table will be updated weekly. A one week lag is used for reporting.

## Syndromic Surveillance

Emergency department visits by those with symptoms characteristic of COVID-19, influenza and pneumonia, updated weekly.

### Percentage of Emergency Department and Clinic visits for CLI, ILI, and Pneumonia Cases Weekly Statewide Summary, January 4, 2020 - November 28, 2020



\*The graph represents syndromic surveillance data from emergency department visits, reported electronically by hospitals throughout the state, that are consistent with COVID-19-Like Illness (CLI), Influenza-Like Illness (ILI), and Pneumonia. Based on available data as of 6pm CT. Graph will be updated weekly.

## Estimated Recoveries

Presumed COVID-19 cases recovered, estimated weekly (does not include cases still under investigation).

## COVID-19 Presumed Recovered Cases through November 29, 2020, Mississippi

# 128,746

## Presumed Recovered\*

\*Reflects Provisional Estimates. Presumed Recovered if:

- 1) It has been 14 days or more since the case tested positive, if they were not hospitalized
- 2) It has been 21 days or more since the case tested positive, if they were hospitalized or hospitalization was unknown.

All deaths excluded. Presumed recovered counts will be updated weekly.

## U.S. and World Cases

- ▶ [COVID-19 cases in the United States \(CDC\)](#)
- ▶ [U.S. COVID-19 Tracker \(CDC\)](#)
- ▶ [COVID-19 Global Case Map \(Johns Hopkins University\)](#)

## COVID-19 Testing

### Statewide Combined Testing as of November 28

COVID-19 testing providers around the state include commercial laboratories as well as hospital labs. Combined with testing done by the MSDH Public Health Laboratory, the figures provide a complete picture of all Mississippi testing. (Updated weekly)

**PCR** testing detects current, active COVID-19 infection in an individual.

**Antibody** (serology) testing identifies individuals with past COVID-19 infection based on antibodies they develop one to three weeks after infection.

**Antigen** testing is another way to identify current COVID-19 infection.

	Total tests	PCR	Antibody	Antigen
MSDH Public Health Laboratory	130,478	129,235	1,243	0
Other testing providers	1,236,355	975,397	50,311	210,647

Total tests for COVID-19 statewide	<b>1,366,833</b>	<b>1,104,632</b>	<b>51,554</b>	<b>210,647</b>
------------------------------------	------------------	------------------	---------------	----------------

## MSDH Individuals Tested as of December 3

MSDH Public Health Laboratory (MPHL) testing totals as of 3 p.m. These totals are for tests performed at the MPHL only.

- Total individuals tested by the MPHL: **88,707**
- Total positive individuals from MPHL tests: **10,041**

## Getting Tested for COVID-19

The MSDH Public Health Laboratory, its partners, and private providers are testing statewide for COVID-19.

Anyone with symptoms of fever, severe cough or severe chest pains – especially those who are older or in poor health – should make arrangements for testing with their doctor or one of the many healthcare providers now performing testing. Healthcare providers can assess your health history and symptoms, and perform testing for COVID-19 as needed. MSDH is also helping conduct free drive-up testing sites in many parts of the state. **Always call ahead to the testing provider for instructions on safely being examined before you visit for your test.**

- ▶ [Find a COVID-19 testing provider near you](#)

## Prevention and Guidance for Individuals and the Community

- ▶ [Preventive steps to take, recommendations, guidance and general information on COVID-19](#)

Get COVID-19 e-mail updates daily with our free newsletter:

Last reviewed on Mar 5,  
2020

[error on this](#)

[email page](#)

[print](#)

### *Related resources*

- ▶ [IT IS REAL: COVID-19 as Told by Survivors](#)
- ▶ [Free COVID-19 Testing and Local Testing Providers](#)
- ▶ [COVID-19 Guidance and Prevention for Individuals and the Community](#)  
Updated December 2, 2020

### *More topics*

- ▶ [\[ Espanol, Tieng Viet, ASL \]](#)
- ▶ [County Data](#)
- ▶ [Diagnostic Testing EUA](#)
- ▶ [Handouts and Posters](#)
- ▶ [Healthcare Professionals](#)
- ▶ [Interactive Map and Charts](#)
- ▶ [Long-Term Care Outbreaks](#)
- ▶ [Prevention and Safety Guidance](#)
- ▶ [School Cases and Outbreaks](#)
- ▶ [Testing for COVID-19](#)



# Sleep Right, Sleep Safe

Lower the risk of sudden infant death  
with a safe sleep environment.

[LEARN MORE](#)

## AGENCY

[About Us](#)

[Administration](#)

[Board of Health](#)

[County Offices](#)

[Institutional Review](#)

[Jobs](#)

[Locations](#)

[Public Health Laboratory](#)

[RFPs/Grants](#)

[More »](#)

---

[Intranet](#)

[OHIT+ER Service Center](#)

[Webmail](#)

## INFORMATION

[Apps](#)

[Calendar of Events](#)

[Contact Us](#)

[Meetings](#)

[Health Resources](#)

[Hotlines](#)

[Locations](#)

[News](#)

[Newsletter](#)

[Phone Numbers](#)

[Español](#)

## I NEED A ...

[Birth Certificate](#)

[Certificate of Need](#)

[Children's Health Insurance](#)

[Complaint Form](#)



Criminal History Check  
Death Certificate  
Divorce Record  
Food Permit  
Immunization Record  
J-1 Visa  
License Verification  
Marriage Record  
Professional License  
Public Records Request  
Wastewater Application

#### **PUBLICATIONS**

Annual Report  
CON Weekly Reports  
Health Facilities Directory  
Mississippi Morbidity Reports  
Public Health Report  
State Health Plan  
Strategic Plan  
*More »*

Mississippi State Department of Health • 570 East Woodrow Wilson Dr • Jackson, MS 39216 • 866-HLTHY4U • Contact and information

