



Coronavirus Disease 2019 (COVID-19)

Updated December 6, 2020

The national Centers for Disease Control and Prevention (CDC) and the Mississippi State Department of Health continue to closely monitor the outbreak of respiratory illnesses caused by the novel (new) coronavirus COVID-19, and are working to limit the spread of cases nationally and in Mississippi.

Mississippi Coronavirus Hotline (7 days a week, 7 a.m.-7 p.m.): **877-978-6453**

General Information

- ▶ [Counties with mask mandates and gathering restrictions](#)
- ▶ [MSDH COVID-19 vaccination plan \(draft\)](#)
- ▶ [COVID-19 overview, questions and answers, and other resources](#)
- ▶ [COVID-19 and You: Video Q & A with State Health Officer Dr. Thomas Dobbs](#)
- ▶ [COVID-19 prevention, testing and guidance for individuals and the community](#)
- ▶ [ASL, Spanish and Vietnamese materials](#)

Advisory from the State Health Officer on social gatherings: Due to rapidly rising COVID-19 cases, all residents of Mississippi should avoid any social gathering that includes individuals outside of the immediate family or household. MSDH recommends that Mississippians only participate in work, school or other absolutely essential activities, and avoid gatherings such as social events, sporting events, in-person church services, and weddings and funerals unless they involve only close family (preferably outdoors).

Home isolation is mandatory if you have tested positive for COVID-19 by [order of the State Health Officer](#). (If you are awaiting results of routine testing *not* related to exposure, you may [return to work](#) and follow the safety guidance of your employer.)

Quarantine is mandatory for household members of someone who has COVID-19. Home quarantine permits working under certain circumstances.

[More about isolation and quarantine »](#)

Healthcare Professionals

Guidance and more →

- ▶ [Healthcare guidance](#)

- ▶ [Electronic reporting](#)
- ▶ [Vaccine providers](#)
- ▶ [Specimens](#)
- ▶ [Lab dropoff](#)
- ▶ [MS-HAN Alerts](#)

[ALL HEALTHCARE](#)

Current Cases and Statistics

County and state data →

- ▶ [Today's update](#)
- ▶ [County data reports](#)
- ▶ [State data charts](#)
- ▶ [Schools and LTC facilities](#)
- ▶ [Lab testing](#)
- ▶ [Recoveries](#)

[ALL STATISTICS](#)

Guidance, Testing and Prevention

Personal and community →

- ▶ [Getting tested](#)
- ▶ [Personal protection](#)
- ▶ [Gatherings and events](#)
- ▶ [Business and community](#)
- ▶ [School guidelines](#)
- ▶ [State agencies](#)

[ALL GUIDANCE](#)

COVID-19 in Mississippi

New Cases and Deaths as of December 5

NEW CASES

1,473

NEW DEATHS

12

New COVID-19 related deaths reported to MSDH as of 6 p.m. yesterday. Eight deaths occurred between November 25 and December 4 in the counties below.

County	Total
Covington	1
Forrest	1
Itawamba	2
Lafayette	1
Lauderdale	1
Panola	1
Prentiss	1

4 COVID-19 related deaths occurred between November 24 and November 29, identified from death certificate reports.

County	Total
--------	-------

County	Total
Harrison	1
Jasper	1
Leake	1
Rankin	1

LTC OUTBREAKS

202

Current outbreaks in long-term care facilities only. (See [LTC facility outbreak definition](#).)

About our case counts: We currently update our case totals each day based on test results from the previous day. Outside laboratories also report positive test results to us, which are included in our totals. Repeated tests for the same individual are counted only once. County case numbers and deaths may change as investigation finds new or additional information.

County COVID-19 Data

Race and Ethnicity

- ▶ [Total COVID-19 cases and deaths by county, race and ethnicity](#) PDF
Current and past data tables, updated daily

Data Snapshots for Individual Counties

- ▶ [Weekly COVID-19 snapshots for each Mississippi county](#)

High Cases and Incidence

- ▶ [Mississippi counties ranked by weekly cases and incidence](#)

Cumulative Cases and Deaths by County

Totals of all reported COVID-19 cases for 2020, including those in long-term care (LTC) facilities.

Detailed reporting of long-term care information will resume on Sunday.

The numbers in this table are provisional. County case numbers and deaths may change as investigation finds new or additional information. The data provided below is the most current available.

County	Total Cases	Total Deaths
Total	164,931	3,961

County	Total Cases	Total Deaths
Adams	1523	52
Alcorn	1651	31
Amite	645	15
Attala	1299	37
Benton	518	18
Bolivar	2629	86
Calhoun	845	14
Carroll	802	15
Chickasaw	1155	33
Choctaw	388	7
Claiborne	598	16
Clarke	986	55
Clay	999	27
Coahoma	1618	46
Copiah	1805	41
Covington	1414	45
De Soto	11051	106
Forrest	4139	90
Franklin	402	6
George	1396	26
Greene	670	23
Grenada	1521	45
Hancock	1347	43
Harrison	7766	116
Hinds	10951	208
Holmes	1396	61
Humphreys	577	19
Issaquena	129	4
Itawamba	1704	39
Jackson	6845	131
Jasper	925	24
Jefferson	395	12
Jefferson Davis	614	18
Total	164,931	3,961

County	Total Cases	Total Deaths
Jones	3969	90
Kemper	523	19
Lafayette	3503	60
Lamar	3182	50
Lauderdale	3834	151
Lawrence	776	14
Leake	1490	45
Lee	5701	98
Leflore	2204	93
Lincoln	2067	67
Lowndes	2721	68
Madison	5408	113
Marion	1300	50
Marshall	2345	51
Monroe	2217	78
Montgomery	823	26
Neshoba	2373	124
Newton	1172	29
Noxubee	761	17
Oktibbeha	2665	63
Panola	2469	56
Pearl River	1732	71
Perry	705	27
Pike	1739	60
Pontotoc	2254	32
Prentiss	1619	35
Quitman	519	7
Rankin	6544	116
Scott	1691	30
Sharkey	341	17
Simpson	1586	54
Smith	780	16
Stone	867	15
Total	164,931	3,961

County	Total Cases	Total Deaths
Sunflower	2018	56
Tallahatchie	1021	27
Tate	1902	51
Tippah	1386	30
Tishomingo	1200	45
Tunica	644	19
Union	1867	26
Walthall	821	30
Warren	1949	59
Washington	3453	108
Wayne	1301	24
Webster	511	14
Wilkinson	441	22
Winston	1369	29
Yalobusha	769	29
Yazoo	1696	41
Total	164,931	3,961

Case Classifications

Mississippi investigates and reports both probable and confirmed cases and deaths according to the [CSTE case definition](#).

	Confirmed	Probable	Total
Cases	127,320	37,611	164,931
Deaths	3,403	558	3,961

Confirmed cases and deaths are generally determined by positive PCR tests, which detect the presence of ongoing coronavirus infection.

Probable cases are those who test positive by other testing methods such as antibody or antigen, and have recent symptoms consistent with COVID-19, indicating a recent infection.

Probable deaths are those individuals with a designation of COVID-19 as a cause of death on the death certificate, but where no confirmatory testing was performed.

Deaths from COVID-19 and Other Causes

This table of death counts compares COVID-19 deaths in Mississippi by week with deaths from other major causes, including contributing and underlying causes.

► [Mississippi Provisional Death Counts by Week](#)
Updated weekly

K-12 School Report

Mississippi K-12 schools make weekly reports of cases among students, teachers and staff, number of outbreaks, and teachers and students under quarantine as a result of COVID-19 exposure. An outbreak in a school setting is defined as 3 or more individuals diagnosed with COVID-19 in the same group within a 14-day period.

Note: These cases have been directly reported to MSDH by each school, and may not yet have appeared in our state and county totals of cases reported by laboratories.

- ▶ [K-12 reports of COVID-19 school cases, outbreaks and exposure](#)

Updated weekly

Long-Term Care Facility Cases and Outbreaks

Long-term care (LTC) facilities like nursing homes are considered high risk locations because their residents are older or in poor health. A single confirmed COVID-19 infection in an LTC facility resident, or more than one infection in employees or staff in a 14-day period constitutes an outbreak. Residential care facilities also represent group living facilities where COVID-19 can be easily spread. We investigate residents, staff and close contacts of infected individuals for possible exposure.

These outbreak figures are reported directly to MSDH by the facility. Many of the cases and deaths reported by facilities may not yet be included in our totals of lab-reported cases.

- ▶ [Mississippi COVID-19 cases and deaths in long-term care facilities](#) PDF

Long-term care facilities include nursing homes, personal care homes, assisted living homes, and intermediate care facilities for individuals with intellectual disability (ICF-IID)

- ▶ [Mississippi COVID-19 cases and deaths in residential care facilities](#) PDF

Residential care facilities include psychiatric or chemical dependency residential treatment centers and long-term acute care facilities.

Ongoing Outbreaks in Nursing Homes

Data such as illness in residents and staff, deaths in residents, as well as a number of other data elements are now publicly available on the website of the Centers for Medicare and Medicaid (CMS). MSDH is providing the following links to view this data, which is reported directly by nursing homes and is updated daily.

Note: Cases and deaths listed on the CMS website may not have appeared yet in our county totals, which are based on reports from testing laboratories.

- ▶ [Search for nursing home COVID-19 data](#)
- ▶ [About the CMS COVID-19 dataset](#)
- ▶ [CMS state and national COVID-19 nursing home data](#)

Mississippi COVID-19 Data Charts and Map

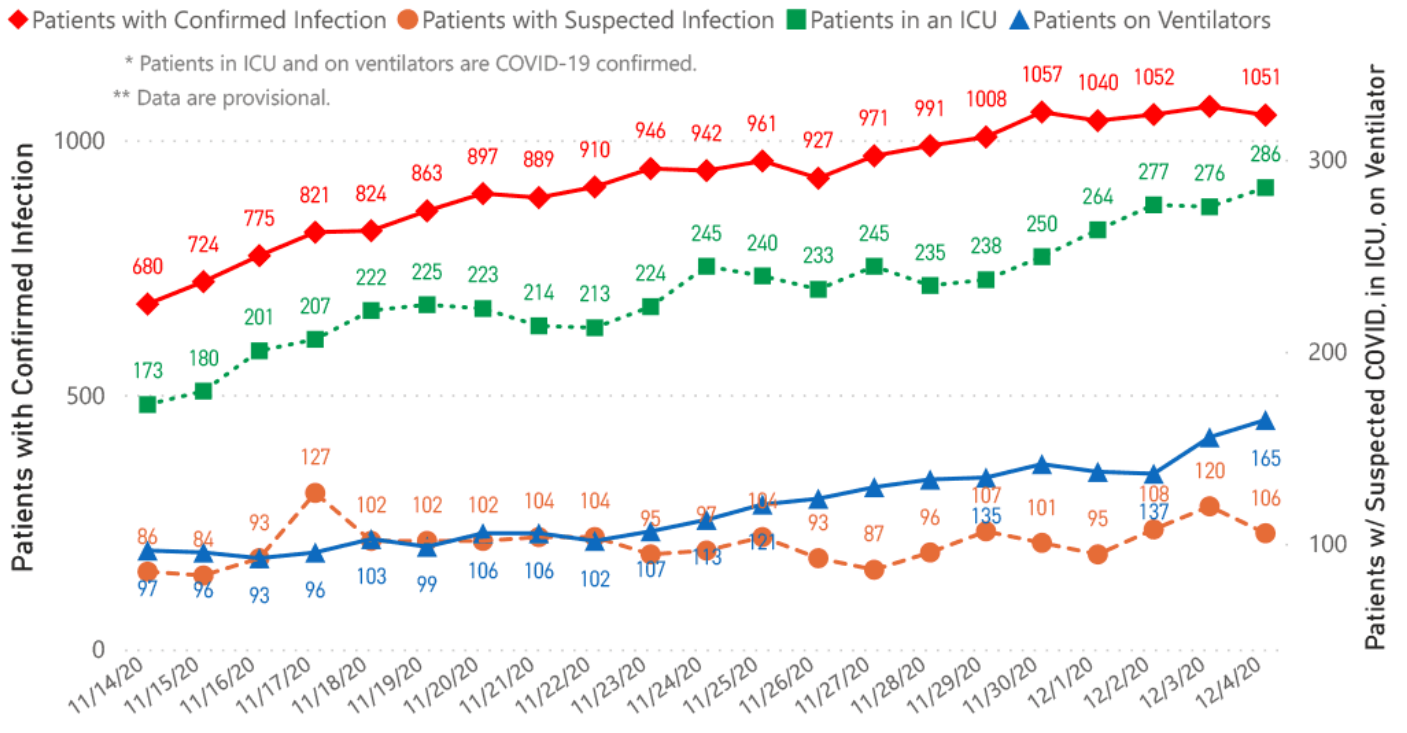
Detailed charts of COVID-19 cases, deaths and hospitalizations will resume on Sunday.

All data reports below are updated as they become available.

Hospitalizations and Bed Availability

► [View interactive hospitalization charts](#)

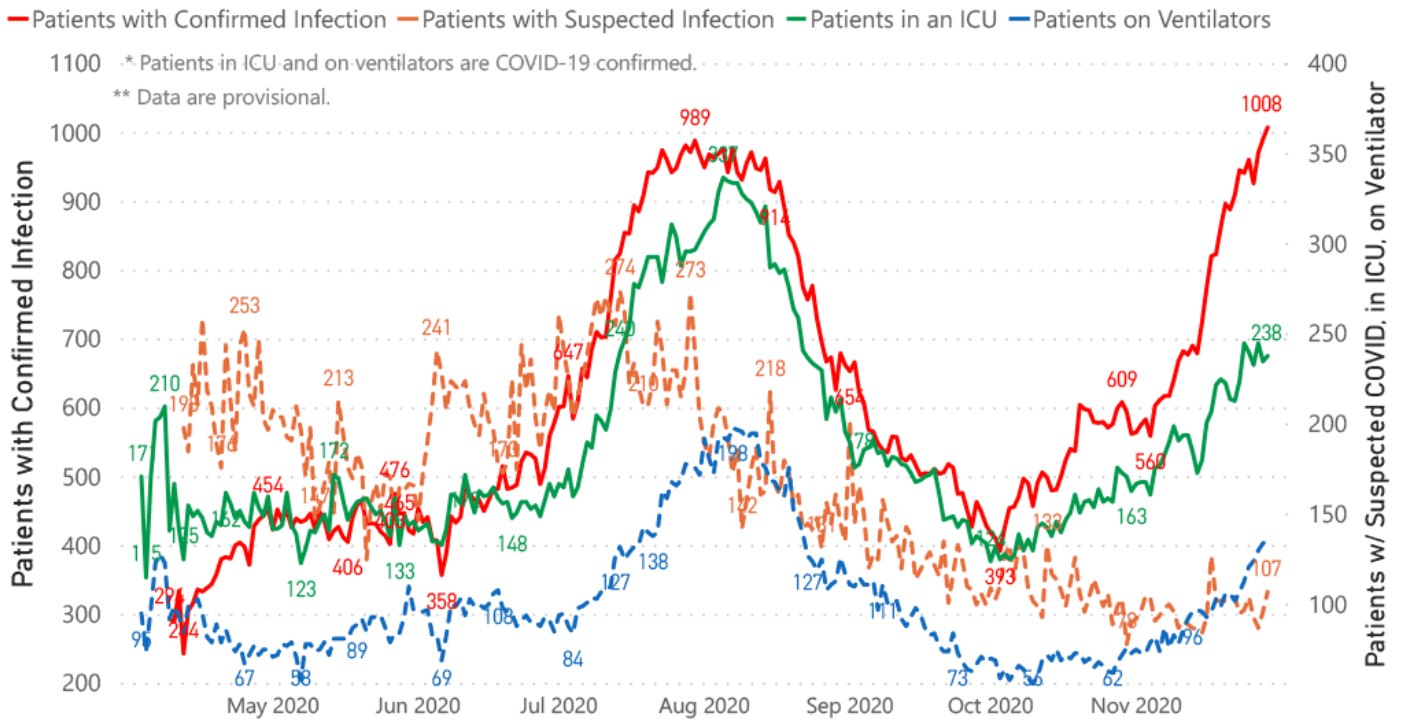
COVID-19 Hospitalizations Reported by MS Hospitals, 11/14/20-12/4/20 *,**



Hospitalization and ICU Use to Date

Updated weekly

COVID-19 Hospitalizations Trends, Reported by MS Hospitals as of 11/29/20 *,**

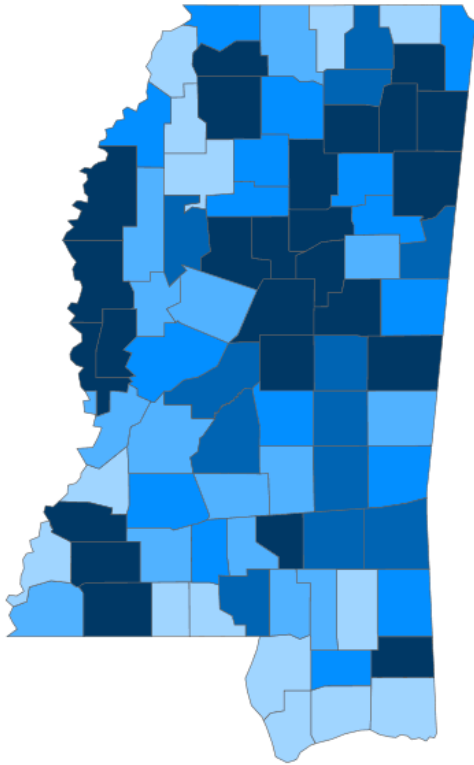


Daily Case Maps

Recent COVID-19 Activity

Counties according to COVID-19 incidence (cases by population) over the last 7 days.

Mississippi COVID-19 Cases Incidence Rate * as of December 4, 2020



7 Day Average
New Cases

1,931.1

7 Day Average
Incidence Rate *

70.2

Cumulative Cases

163,459

2019 Estimated Population

2,976,149

County	Incidence Rate	New Cases (7-Day Avg)	2019 Est. Population	Mask Mandate Status	Mask Mandate Started	Mask Mandate Ended
Issaquena	129.2	1.7	1,327	None		
Covington	122.7	22.9	18,636	Active	11/11/20	
Attala	121.1	22.0	18,174	Active	11/24/20	
Kemper	111.4	10.9	9,742	None		
Winston	109.8	19.7	17,955	Active	11/16/20	
Montgomery	103.8	10.1	9,775	Active	11/16/20	
Amite	103.4	12.7	12,297	None		
Carroll	102.0	10.1	9,947	Active	10/26/20	
Franklin	101.9	7.9	7,713	None		
Itawamba	100.8	23.6	23,390	Active	11/16/20	

● <50.0 ● 50.0 to 60.0 ● 60.0 to 70.0 ● 70.0 to 80.0 ● >80.0

* Based on average daily new cases of past 7 days per 100,000 population.

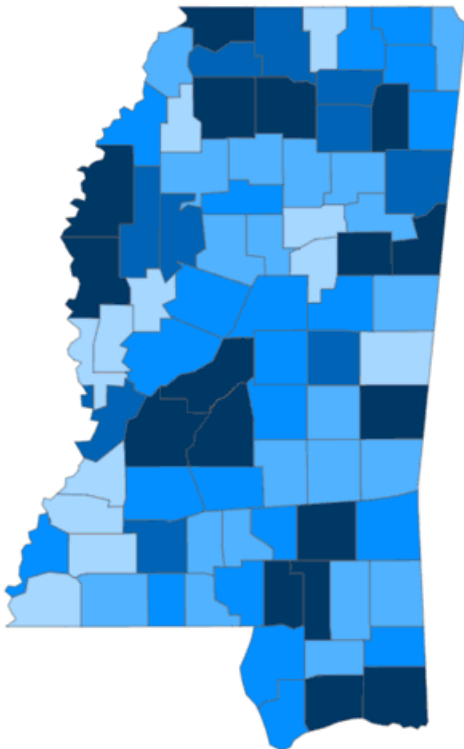
Cumulative COVID-19 Cases

Total cases and deaths by county since the start of the pandemic.

Mississippi COVID-19
Cases and Deaths by Race with Ethnicity
as of 6 pm CT, December 4, 2020

Total Cases

163,458



	American Indian or Alaska Native	Asian	Black	White	Other	Unknown
Non Hispanic	698	492	47,320	55,762	1,744	896
Hispanic	27	18	217	1,239	2,277	248
Unknown Ethnicity	816	134	10,611	14,151	5,457	21,351

Total Deaths

3,949

	American Indian or Alaska Native	Asian	Black	White	Other	Unknown
Non Hispanic	70	5	1,513	1,648	19	6
Hispanic	1	0	7	23	16	1
Unknown Ethnicity	21	6	205	282	33	93

● 1 to 600 ● 601 to 1200 ● 1201 to 1800 ● 1801 to 2400 ● >2400

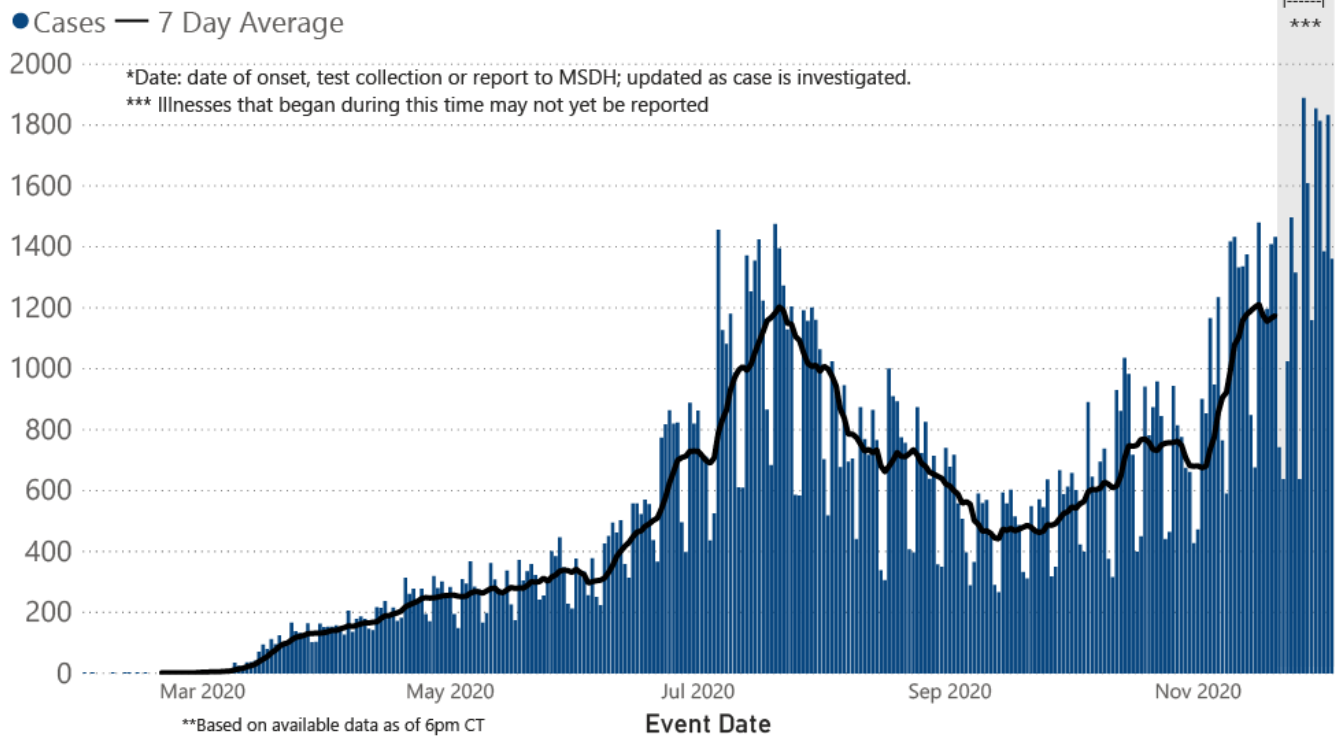
Daily Statewide Data Charts

Our state case map and other data charts are also available in interactive form.

▶ [View interactive epidemiological and surveillance charts](#)

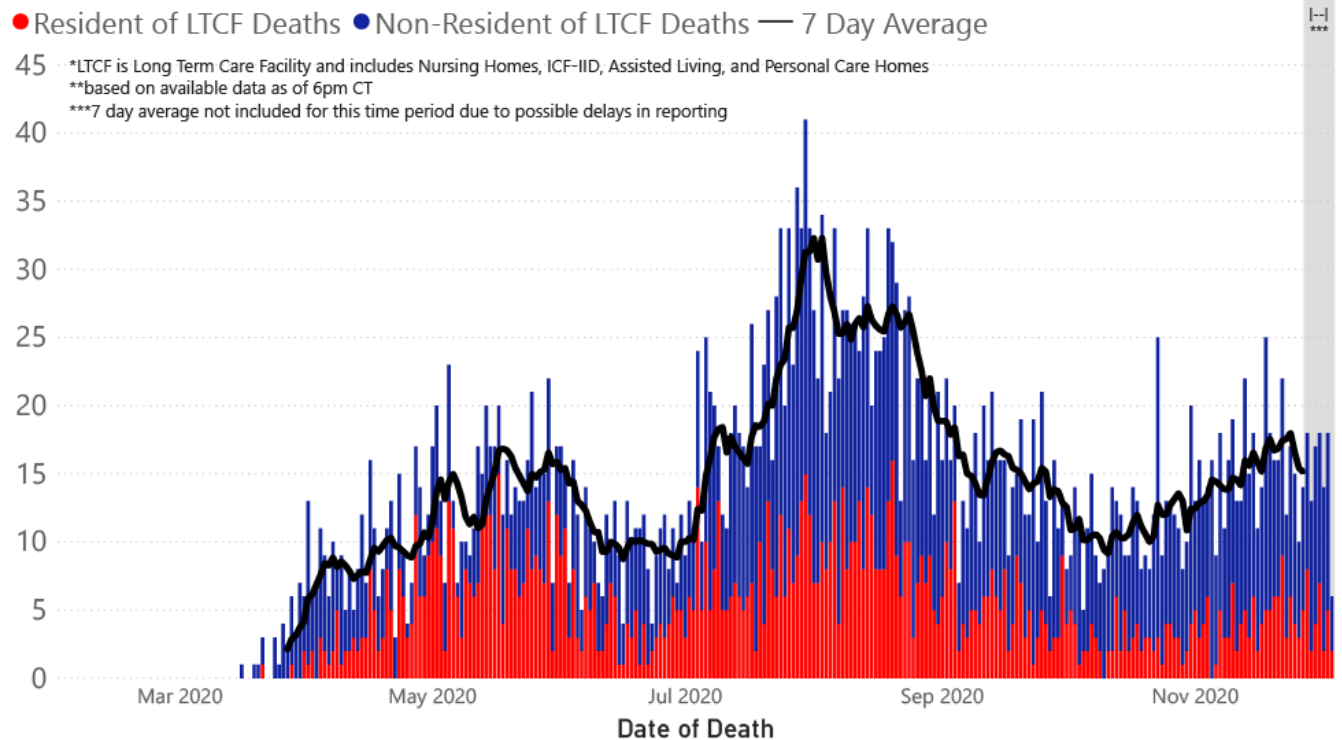
The charts below are based on available data at the time of publication. Charts do **not** include cases where insufficient details of the case are known.

COVID-19 Cases by Date* through December 4, 2020**, Mississippi

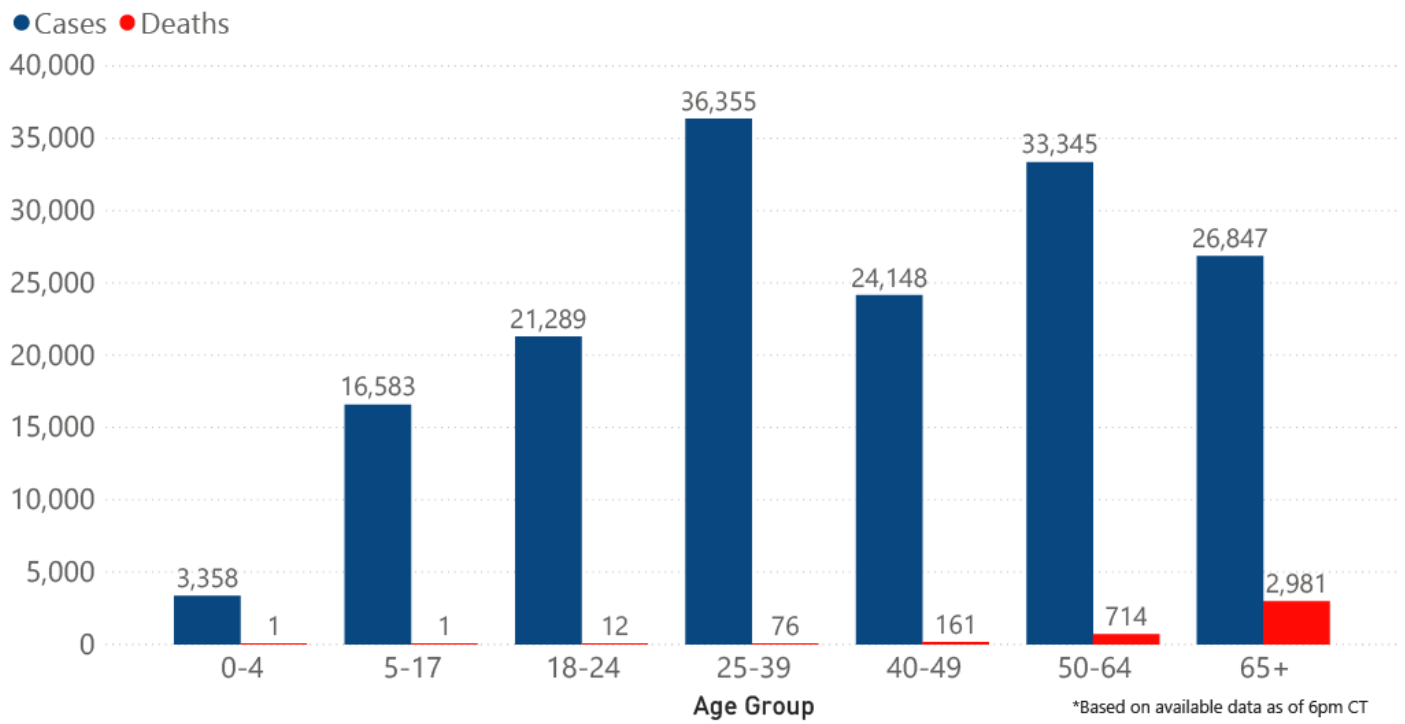


Note: Values up to two weeks in the past on the chart of Cases by Date above can change as we update it with new information from disease investigation.

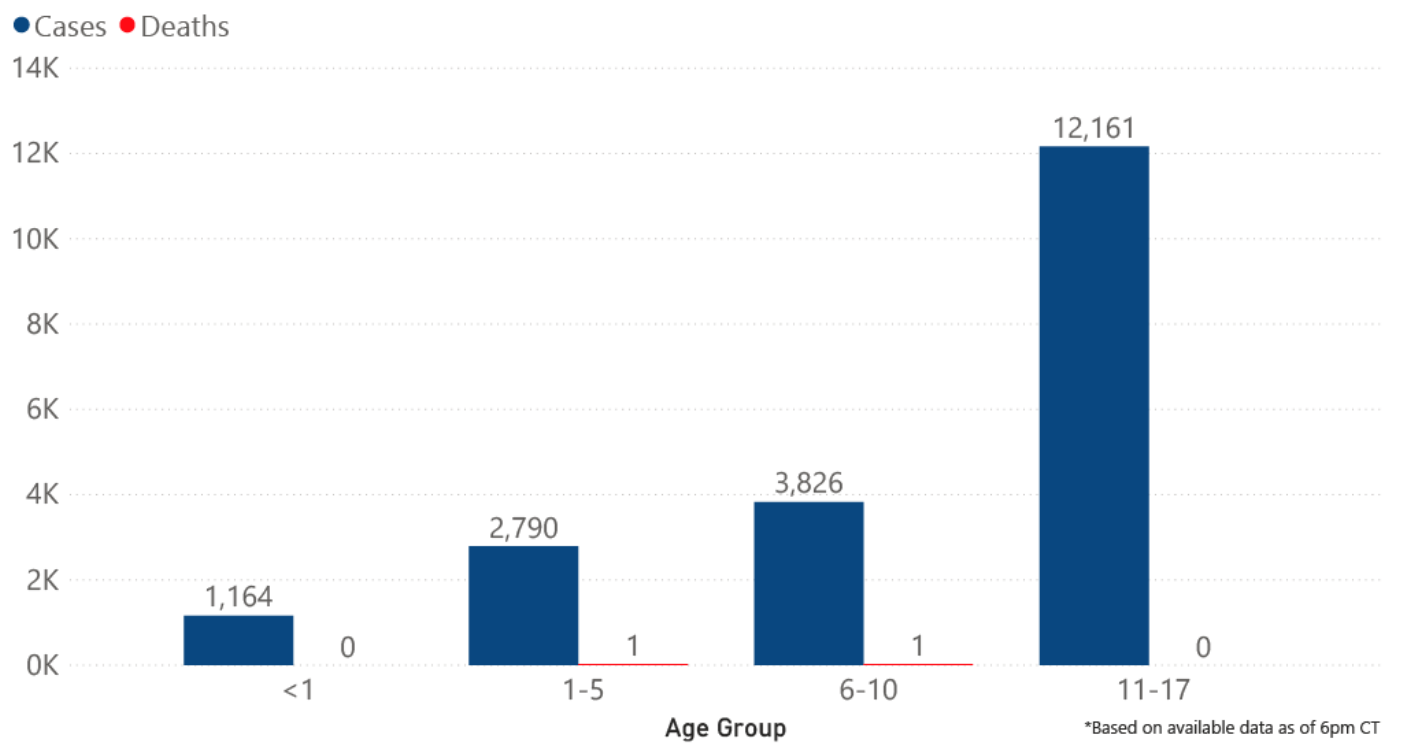
COVID-19 LTCF* and Non-LTCF Deaths by Date of Death through December 4, 2020**, Mississippi



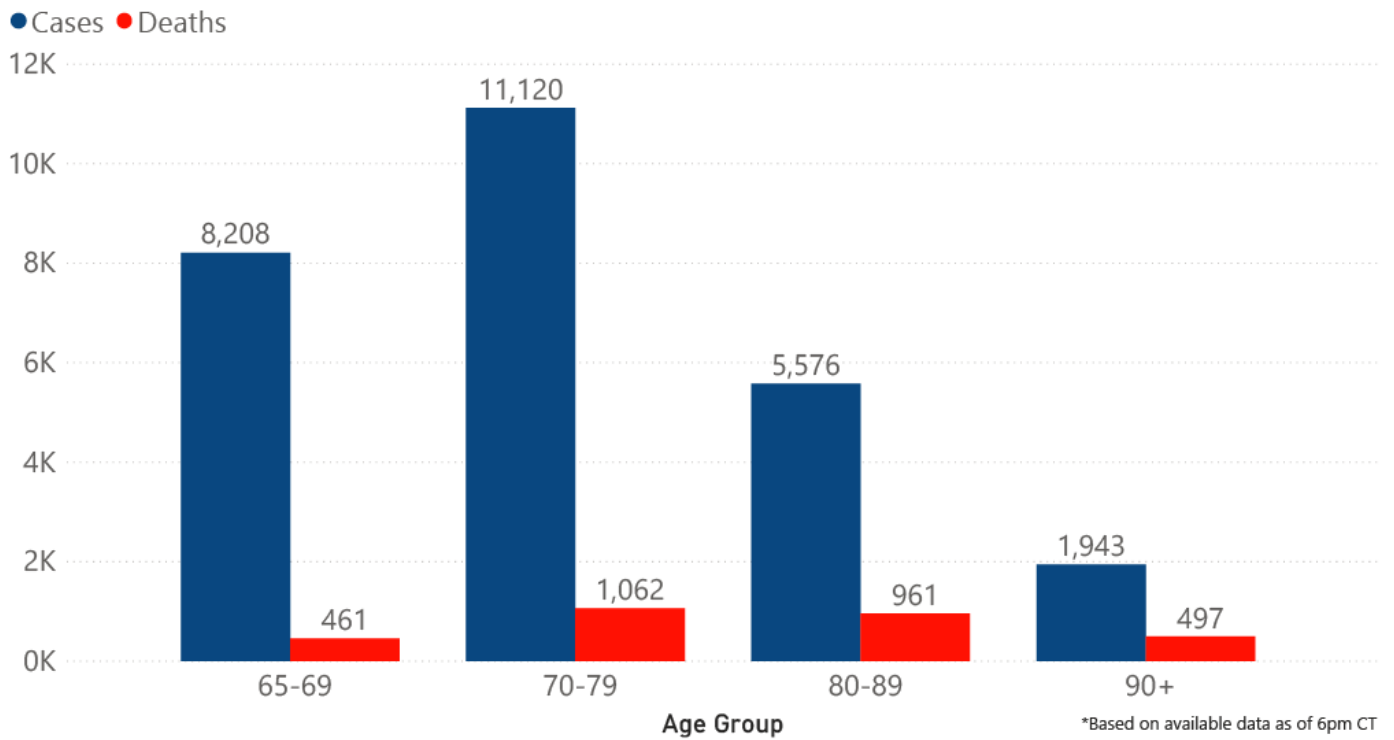
COVID-19 Cases and Deaths by Age Group through December 4, 2020*, Mississippi



COVID-19 Pediatric Cases and Deaths by Age Group through December 4, 2020*, Mississippi



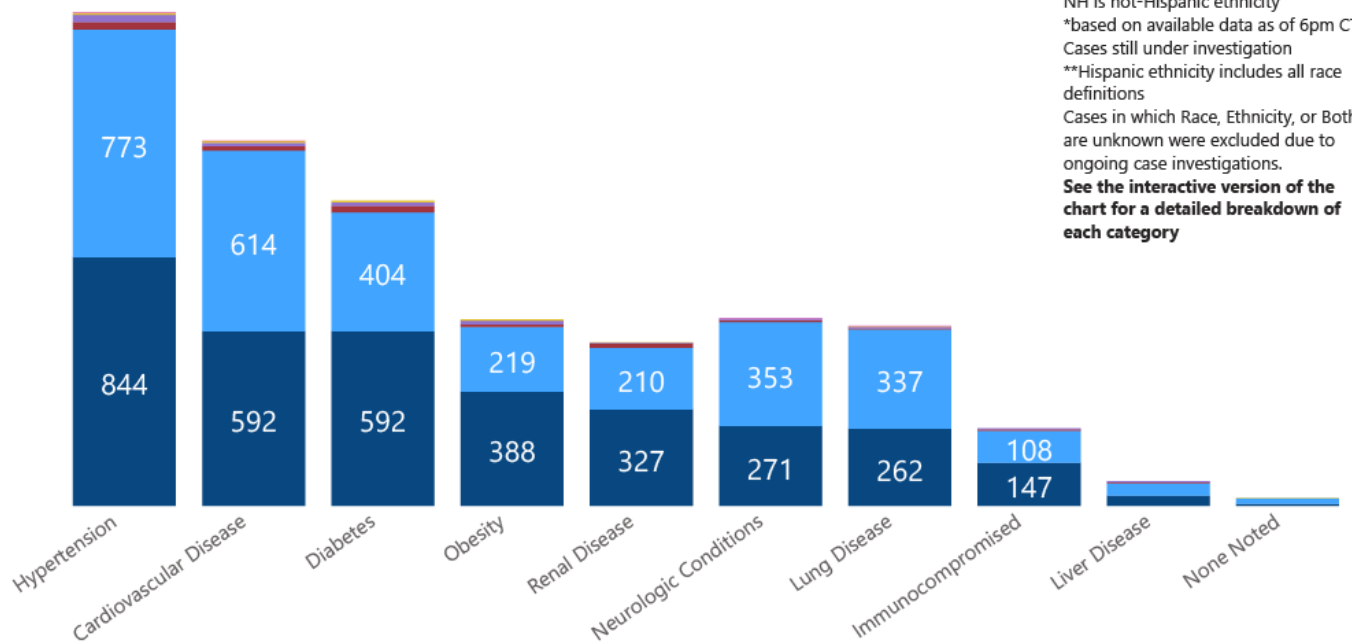
COVID-19 Geriatric Cases and Deaths by Age Group through December 4, 2020*, Mississippi



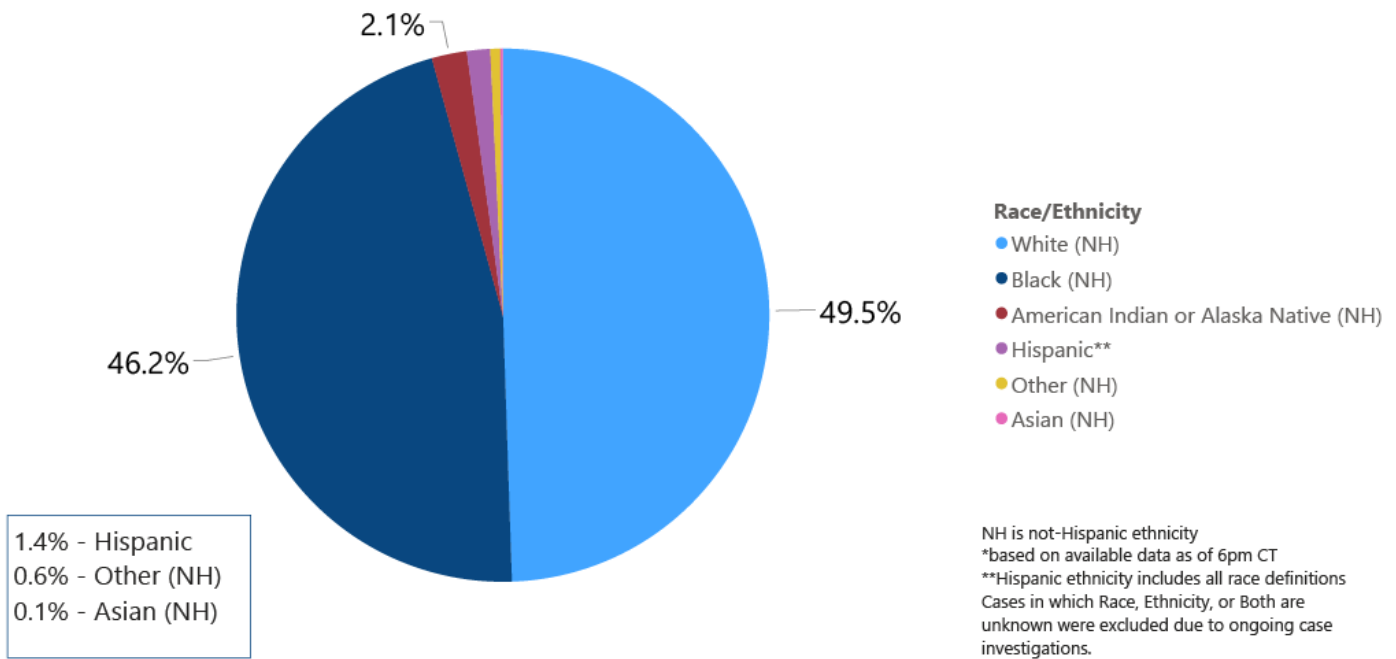
Weekly Statewide Data Summaries

COVID-19 Underlying Conditions in Deaths by Race/Ethnicity through November 29, 2020*, Mississippi

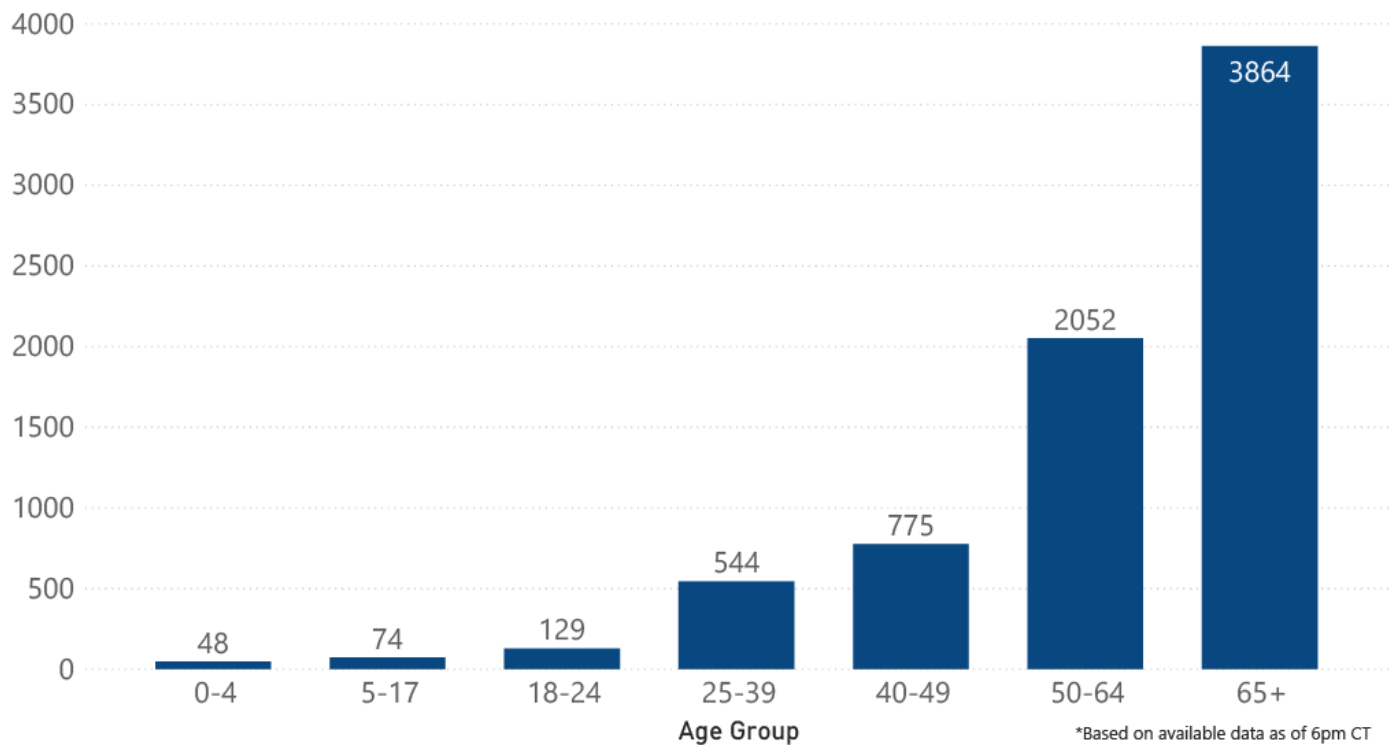
Race/Ethnicity ● Black (NH) ● White (NH) ● American Indian or Alaska Native (NH) ● Hispanic** ● Other (NH) ● Asian (NH)



COVID-19 Deaths by Race/Ethnicity through November 29, 2020*, Mississippi



COVID-19 Hospitalized Cases by Age through November 29, 2020*, Mississippi



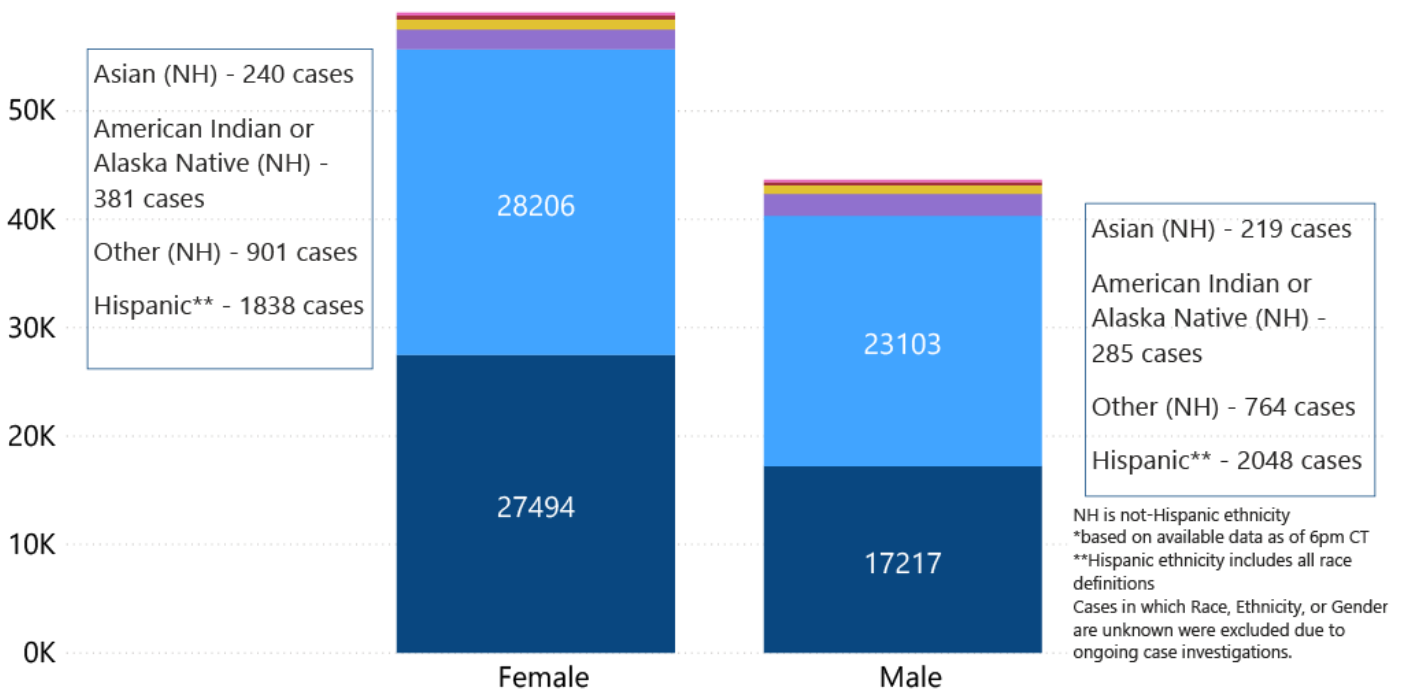
COVID-19 Cumulative Hospitalizations-Invstigated Cases November 29, 2020 *



* Cases in which hospitalization is unknown were excluded due to ongoing case investigations; based on available data as of 6 pm CT

COVID-19 Cases by Race/Ethnicity and Gender through November 29, 2020*, Mississippi

Race/Ethnicity ● Black (NH) ● White (NH) ● Hispanic** ● Other (NH) ● American Indian or Alaska Native (NH) ● Asian (NH)

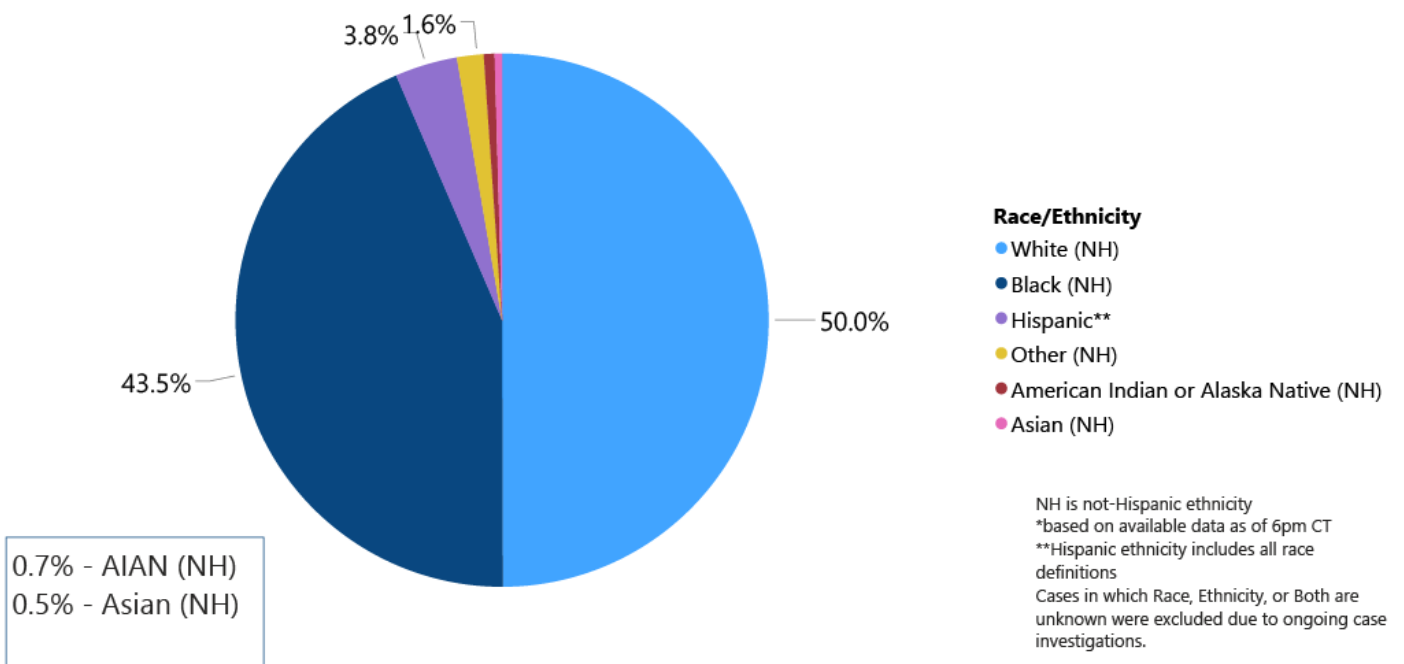


COVID-19 Deaths by Race and Gender through November 29, 2020*, Mississippi

Race ● Black ● White ● American Indian or Alaska Native ● Other ● Asian



COVID-19 Cases by Race/Ethnicity through November 29, 2020*, Mississippi



COVID-19 Cases by Gender through November 29, 2020*, Mississippi



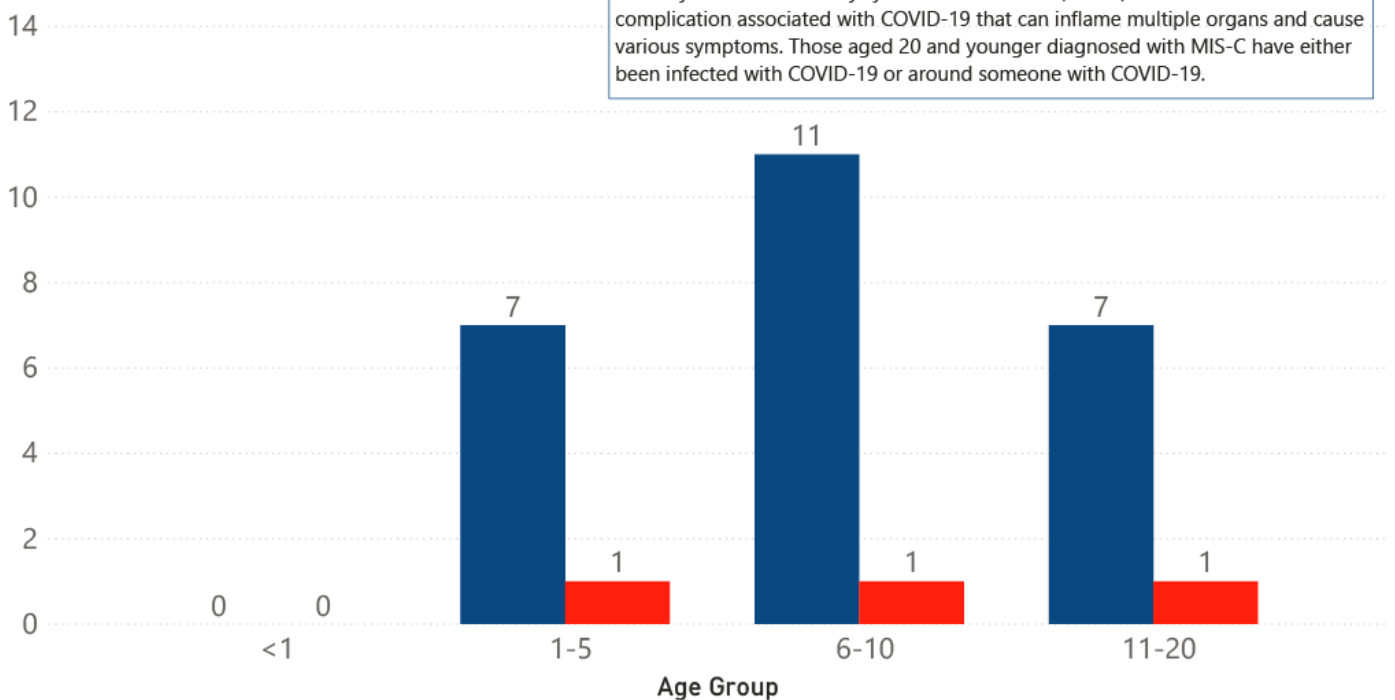
*Based on available data as of 6pm CT

Weekly Pediatric MIS-C Cases and Deaths

[Multisystem inflammatory syndrome in children \(MIS-C\)](#) is a rare but serious condition associated with COVID-19 that causes inflammation in many body parts, including the heart and other vital organs.

MIS-C* Cases and Deaths by Age Group through November 29, 2020, Mississippi

● MIS-C Cases ● MIS-C Deaths



*Multisystem inflammatory syndrome in children (MIS-C): A rare but serious complication associated with COVID-19 that can inflame multiple organs and cause various symptoms. Those aged 20 and younger diagnosed with MIS-C have either been infected with COVID-19 or around someone with COVID-19.

Weekly High Case and High Incidence Counties

Tracking counties with recent high numbers of COVID-19 cases, adjusted for population, provides insight on where local outbreaks are most serious, and where protective measures should be increased. For more accurate reporting, these weekly charts include sample collection dates only up to seven days in the past to allow for case investigation and delays in lab test reports.

Cases counts in these charts is based on the date of illness onset. If the date of illness is not known, the date the test sample was taken, or the date of test result reporting is used instead. Counts are adjusted as cases are investigated.

Counties are ranked by highest weekly case counts, and by weekly incidence (cases proportional to population). A separate table ranking all counties is also available. **All tables updated weekly.**

► [Full tables of counties ranked by weekly incidence and cases](#) PDF

COVID-19 High Incidence MS Counties Over 2 Week Period (November 9-22, 2020*)

County	Cases (November 9-22)	Cases per 100,000 (November 9-22)	Cases to Date (through November 22)	Cases per 100,000 Total	Percent Change
CARROLL	113	1136.0	704	7077.5	19%
ATTALA	206	1133.5	1089	5992.1	23%
WINSTON	192	1069.3	1174	6538.6	20%
MONTGOMERY	93	951.4	722	7386.2	15%
MARSHALL	324	918.0	2081	5896.2	18%
LEE	747	874.3	4829	5652.2	18%
LINCOLN	285	834.5	1854	5428.5	18%
CHOCTAW	67	816.1	307	3739.3	28%
UNION	221	767.0	1611	5590.8	16%
STONE	138	752.6	727	3964.9	23%
TISHOMINGO	145	748.1	1062	5479.0	16%
TATE	211	745.0	1643	5801.3	15%

*based on available data as of 6pm CT
 Cases based on test date. Cases without test date excluded due to ongoing investigations.
 Table will be updated weekly. A one week lag is used for reporting.

COVID-19 High Case MS Counties Over 2 Week Period (November 9-22, 2020*)

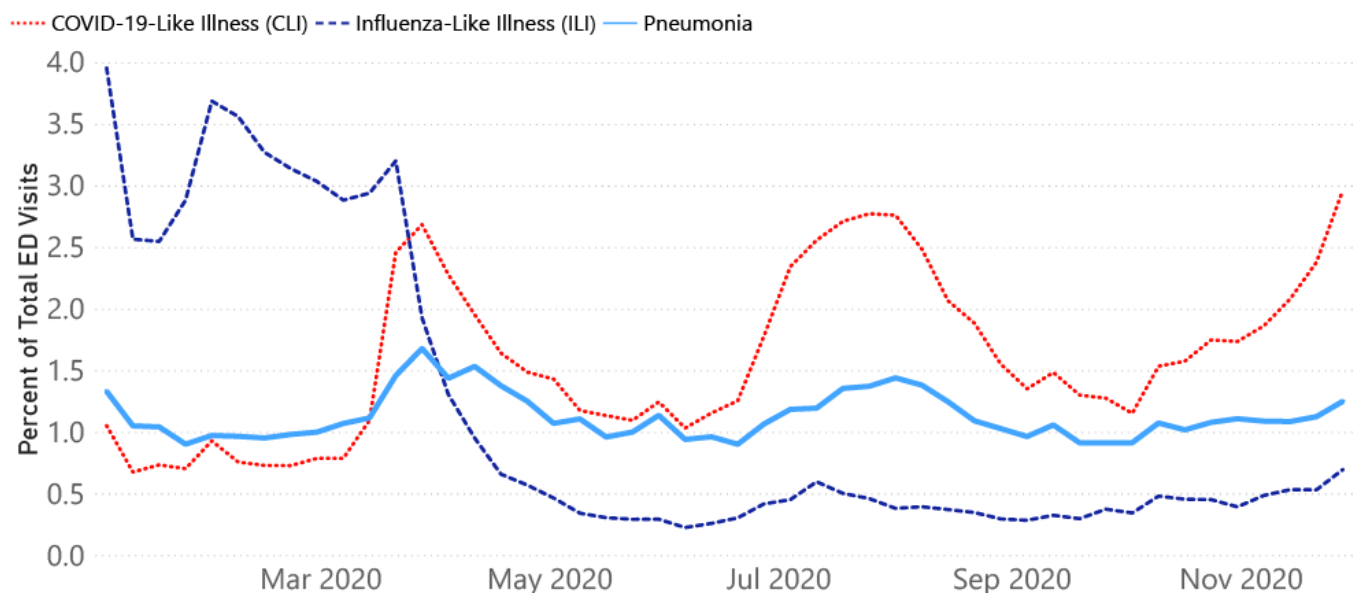
County	Cases (November 9-22)	Cases per 100,000 (November 9-22)	Cases to Date (through November 22)	Cases per 100,000 Total	Percent Change
DESOTO	1176	635.9	9635	5209.7	14%
HINDS	968	417.5	9635	4155.9	11%
RANKIN	768	494.6	5316	3423.7	17%
LEE	747	874.3	4829	5652.2	18%
HARRISON	618	297.0	6893	3312.7	10%
JACKSON	561	390.6	6175	4299.6	10%
MADISON	506	476.1	4651	4376.5	12%
LAUDERDALE	447	603.0	3371	4547.7	15%
LAFAYETTE	388	718.3	3158	5846.1	14%
FORREST	377	503.4	3711	4954.8	11%
MARSHALL	324	918.0	2081	5896.2	18%
WASHINGTON	293	667.3	3106	7073.7	10%

*based on available data as of 6pm CT
 Cases based on test date. Cases without test date excluded due to ongoing investigations.
 Table will be updated weekly. A one week lag is used for reporting.

Syndromic Surveillance

Emergency department visits by those with symptoms characteristic of COVID-19, influenza and pneumonia, updated weekly.

Percentage of Emergency Department and Clinic visits for CLI, ILI, and Pneumonia Cases Weekly Statewide Summary, January 4, 2020 - November 28, 2020



*The graph represents syndromic surveillance data from emergency department visits, reported electronically by hospitals throughout the state, that are consistent with COVID-19-Like Illness (CLI), Influenza-Like Illness (ILI), and Pneumonia. Based on available data as of 6pm CT. Graph will be updated weekly.

Estimated Recoveries

Presumed COVID-19 cases recovered, estimated weekly (does not include cases still under investigation).

COVID-19 Presumed Recovered Cases through November 29, 2020, Mississippi

128,746

Presumed Recovered*

*Reflects Provisional Estimates. Presumed Recovered if:

- 1) It has been 14 days or more since the case tested positive, if they were not hospitalized
- 2) It has been 21 days or more since the case tested positive, if they were hospitalized or hospitalization was unknown.

All deaths excluded. Presumed recovered counts will be updated weekly.

U.S. and World Cases

- ▶ [COVID-19 cases in the United States \(CDC\)](#)
- ▶ [U.S. COVID-19 Tracker \(CDC\)](#)
- ▶ [COVID-19 Global Case Map \(Johns Hopkins University\)](#)

COVID-19 Testing

Statewide Combined Testing as of November 28

COVID-19 testing providers around the state include commercial laboratories as well as hospital labs. Combined with testing done by the MSDH Public Health Laboratory, the figures provide a complete picture of all Mississippi testing. (Updated weekly)

PCR testing detects current, active COVID-19 infection in an individual.

Antibody (serology) testing identifies individuals with past COVID-19 infection based on antibodies they develop one to three weeks after infection.

Antigen testing is another way to identify current COVID-19 infection.

	Total tests	PCR	Antibody	Antigen
MSDH Public Health Laboratory	130,478	129,235	1,243	0
Other testing providers	1,236,355	975,397	50,311	210,647

Total tests for COVID-19 statewide	1,366,833	1,104,632	51,554	210,647
------------------------------------	------------------	------------------	---------------	----------------

MSDH Individuals Tested as of December 5

MSDH Public Health Laboratory (MPHL) testing totals as of 3 p.m. These totals are for tests performed at the MPHL only.

- Total individuals tested by the MPHL: **10,796**
- Total positive individuals from MPHL tests: **10,195**

Getting Tested for COVID-19

The MSDH Public Health Laboratory, its partners, and private providers are testing statewide for COVID-19.

Anyone with symptoms of fever, severe cough or severe chest pains – especially those who are older or in poor health – should make arrangements for testing with their doctor or one of the many healthcare providers now performing testing. Healthcare providers can assess your health history and symptoms, and perform testing for COVID-19 as needed. MSDH is also helping conduct free drive-up testing sites in many parts of the state. **Always call ahead to the testing provider for instructions on safely being examined before you visit for your test.**

- ▶ [Find a COVID-19 testing provider near you](#)

Prevention and Guidance for Individuals and the Community

- ▶ [Preventive steps to take, recommendations, guidance and general information on COVID-19](#)

Get COVID-19 e-mail updates daily with our free newsletter:

Last reviewed on Mar 5,
2020

[error on this](#)

[email page](#)

[print](#)

Related resources

- ▶ [IT IS REAL: COVID-19 as Told by Survivors](#)
- ▶ [Free COVID-19 Testing and Local Testing Providers](#)
- ▶ [COVID-19 Guidance and Prevention for Individuals and the Community](#)
Updated December 2, 2020

More topics

- ▶ [\[Espanol, Tieng Viet, ASL \]](#)
- ▶ [County Data](#)
- ▶ [Diagnostic Testing EUA](#)
- ▶ [Handouts and Posters](#)
- ▶ [Healthcare Professionals](#)
- ▶ [Interactive Map and Charts](#)
- ▶ [Long-Term Care Outbreaks](#)
- ▶ [Prevention and Safety Guidance](#)
- ▶ [School Cases and Outbreaks](#)
- ▶ [Testing for COVID-19](#)

FREE

Community STD/HIV Education

Up-to-date information and
education for those living with
STDs or HIV, or fighting against it.

Sessions monthly

LEARN MORE

AGENCY

[About Us](#)

[Administration](#)

[Board of Health](#)

[County Offices](#)

[Institutional Review](#)

[Jobs](#)

[Locations](#)

[Public Health Laboratory](#)

[RFPs/Grants](#)

[More »](#)

[Intranet](#)

[OHIT+ER Service Center](#)

[Webmail](#)

INFORMATION

[Apps](#)

[Calendar of Events](#)

[Contact Us](#)

[Meetings](#)

[Health Resources](#)

[Hotlines](#)

[Locations](#)

[News](#)

[Newsletter](#)

[Phone Numbers](#)

[Español](#)

I NEED A ...

[Birth Certificate](#)

[Certificate of Need](#)

[Children's Health Insurance](#)

[Complaint Form](#)

Criminal History Check
Death Certificate
Divorce Record
Food Permit
Immunization Record
J-1 Visa
License Verification
Marriage Record
Professional License
Public Records Request
Wastewater Application

PUBLICATIONS

Annual Report
CON Weekly Reports
Health Facilities Directory
Mississippi Morbidity Reports
Public Health Report
State Health Plan
Strategic Plan
More »

Mississippi State Department of Health • 570 East Woodrow Wilson Dr • Jackson, MS 39216 • 866-HLTHY4U • [Contact and information](#)

