



Coronavirus Disease 2019 (COVID-19)

Updated December 11, 2020

Mississippi Coronavirus Hotline (7 days a week, 7 a.m.–7 p.m.): **877-978-6453**

Advisory from the State Health Officer on social gatherings: Due to rapidly rising COVID-19 cases, all residents of Mississippi should avoid any social gathering that includes individuals outside of the immediate family or household. MSDH recommends that Mississippians only participate in work, school or other absolutely essential activities, and avoid gatherings such as social events, sporting events, in-person church services, and weddings and funerals unless they involve only close family (preferably outdoors).

General Information

- ▶ [COVID-19 vaccinations](#)
- ▶ [Counties with mask mandates and gathering restrictions](#)
- ▶ [COVID-19 overview, questions and answers, and other resources](#)
- ▶ [COVID-19 and You: Video Q & A with State Health Officer Dr. Thomas Dobbs](#)
- ▶ [ASL, Spanish and Vietnamese materials](#)

Healthcare
Professionals

Guidance and more →

- ▶ [Healthcare guidance](#)
- ▶ [Electronic reporting](#)
- ▶ [Vaccine providers](#)
- ▶ [Specimens](#)
- ▶ [Lab dropoff](#)
- ▶ [Facilities guidance](#)
- ▶ [MS-HAN Alerts](#)

[ALL HEALTHCARE](#)

Current Cases and Statistics

County and state data →

- ▶ [Today's update](#)
- ▶ [County data reports](#)
- ▶ [State data charts](#)
- ▶ [Hospitalizations](#)
- ▶ [Schools and LTC facilities](#)
- ▶ [Lab testing](#)
- ▶ [Recoveries](#)

[ALL STATISTICS](#)

Prevention, Testing and Guidance

Personal and community →

- ▶ [Getting tested](#)
- ▶ [Personal protection](#)
- ▶ [Gatherings and events](#)
- ▶ [Business and community](#)
- ▶ [School guidelines](#)
- ▶ [State agencies](#)
- ▶ [Vaccinations](#)

[ALL GUIDANCE](#)

Home isolation is mandatory if you have tested positive for COVID-19 by [order of the State Health Officer](#). (If you are awaiting results of routine testing *not* related to exposure, you may [return to work](#) and follow the safety guidance of your employer.)

Quarantine is mandatory for household members of someone who has COVID-19. Home quarantine permits working under certain circumstances.

COVID-19 in Mississippi

New Cases and Deaths as of December 10

NEW CASES

2,327

New COVID-19 positive test results reported to MSDH as of 6 p.m. yesterday.

NEW DEATHS

41

New COVID-19 related deaths reported to MSDH as of 6 p.m. yesterday. Thirty-two deaths occurred between November 8 and December 10 in the counties below.

County	Total
Alcorn	2
Calhoun	1
Carroll	1
Choctaw	1
Coahoma	1
Covington	4
DeSoto	1
Forrest	1
Holmes	1
Itawamba	1
Jackson	2
Lafayette	1
Lauderdale	1
Lee	3
Madison	1
Marshall	2
Panola	2
Pike	1
Rankin	1
Warren	2

County	Total
Wayne	1
Winston	1

9 COVID-19 related deaths occurred between November 25 and December 3, identified from death certificate reports.

County	Total
Carroll	1
Harrison	1
Madison	1
Monroe	1
Montgomery	1
Rankin	3
Winston	1

LTC OUTBREAKS

216

Current outbreaks in long-term care facilities only. (See [LTC facility outbreak definition](#).)

About our case counts: We currently update our case totals each day based on test results from the previous day. Outside laboratories also report positive test results to us, which are included in our totals. Multiple positive tests for the same individual are counted only once. County case numbers and deaths may change as investigation finds new or additional information.

County COVID-19 Data

Race and Ethnicity

- ▶ [Total COVID-19 cases and deaths by county, race and ethnicity](#) PDF
Current and past data tables, updated daily

Data Snapshots for Individual Counties

- ▶ [Weekly COVID-19 snapshots for each Mississippi county](#)

High Cases and Incidence

- ▶ [Map of Mississippi counties by 7-day incidence](#)
- ▶ [Table of counties ranked by weekly cases and incidence](#)

Cumulative Cases and Deaths by County

Totals of all reported COVID-19 cases for 2020, including those in long-term care (LTC) facilities.

The numbers in this table are provisional. County case numbers and deaths may change as investigation finds new or additional information. The data provided below is the most current available.

County	Total Cases	Total Deaths	Total LTC Facility Cases	Total LTC Facility Deaths
Adams	1572	52	72	14
Alcorn	1745	34	115	16
Amite	724	16	52	3
Attala	1375	38	143	25
Benton	546	19	45	10
Bolivar	2753	89	224	30
Calhoun	897	15	25	4
Carroll	836	17	46	9
Chickasaw	1246	33	48	14
Choctaw	408	8	1	0
Claiborne	606	16	43	9
Clarke	1029	55	94	27
Clay	1059	27	20	3
Coahoma	1702	47	127	11
Copiah	1894	42	72	9
Covington	1537	58	103	31
De Soto	11694	111	103	20
Forrest	4369	91	190	41
Franklin	436	6	4	1
George	1455	29	47	6
Greene	824	24	48	6
Grenada	1607	49	136	23
Hancock	1454	45	69	12
Harrison	8433	119	413	40
Hinds	11535	217	571	88
Holmes	1434	62	103	20
Humphreys	610	21	33	8
Issaquena	132	4	0	0
Itawamba	1811	43	107	19
Jackson	7274	139	206	21
Jasper	1015	24	1	0
Total	175,282	4,124	8,380	1,540

County	Total Cases	Total Deaths	Total LTC Facility Cases	Total LTC Facility Deaths
--------	-------------	--------------	--------------------------	---------------------------

Jefferson	407	12	15	3
Jefferson Davis	641	18	8	1
Jones	4211	90	194	38
Kemper	578	19	43	9
Lafayette	3613	64	153	38
Lamar	3361	51	44	12
Lauderdale	4088	154	346	83
Lawrence	810	14	27	2
Leake	1575	45	53	7
Lee	6079	103	203	40
Leflore	2291	95	197	48
Lincoln	2162	71	166	36
Lowndes	3055	71	130	37
Madison	5726	121	299	57
Marion	1420	52	143	18
Marshall	2456	56	59	15
Monroe	2387	80	176	53
Montgomery	863	28	54	9
Neshoba	2521	128	176	52
Newton	1288	30	64	10
Noxubee	788	17	21	4
Oktibbeha	2797	64	202	31
Panola	2623	62	77	13
Pearl River	1924	73	134	25
Perry	731	27	20	7
Pike	1850	62	99	27
Pontotoc	2445	32	20	3
Prentiss	1709	38	97	14
Quitman	535	7	0	0
Rankin	7036	122	275	35
Scott	1803	30	35	3
Sharkey	348	17	43	8
Total	175,282	4,124	8,380	1,540

County	Total Cases	Total Deaths	Total LTC Facility Cases	Total LTC Facility Deaths
Simpson	1660	54	142	19
Smith	836	16	55	8
Stone	942	15	61	9
Sunflower	2074	57	85	15
Tallahatchie	1062	28	33	7
Tate	2011	52	74	18
Tippah	1513	34	63	4
Tishomingo	1271	47	97	26
Tunica	662	19	15	2
Union	2108	27	62	11
Walthall	856	32	67	13
Warren	2070	64	155	30
Washington	3592	108	187	39
Wayne	1405	25	65	10
Webster	556	15	54	11
Wilkinson	474	22	21	5
Winston	1481	35	91	19
Yalobusha	818	29	81	21
Yazoo	1758	42	138	15
Total	175,282	4,124	8,380	1,540

Case Classifications

Mississippi investigates and reports both probable and confirmed cases and deaths according to the [CSTE case definition](#).

	Confirmed	Probable	Total
Cases	131,924	43,358	175,282
Deaths	3,493	631	4,124

Confirmed cases and deaths are generally determined by positive PCR tests, which detect the presence of ongoing coronavirus infection.

Probable cases are those who test positive by other testing methods such as antibody or antigen, and have recent symptoms consistent with COVID-19, indicating a recent infection.

Probable deaths are those individuals with a designation of COVID-19 as a cause of death on the death certificate, but where no confirmatory testing was performed.

Deaths from COVID-19 and Other Causes

This table of death counts compares COVID-19 deaths in Mississippi by week with deaths from other major causes, including contributing and underlying causes.

- ▶ [Mississippi Provisional Death Counts by Week](#)
Updated weekly

K-12 School Report

Mississippi K-12 schools make weekly reports of cases among students, teachers and staff, number of outbreaks, and teachers and students under quarantine as a result of COVID-19 exposure. An outbreak in a school setting is defined as 3 or more individuals diagnosed with COVID-19 in the same group within a 14-day period.

Note: These cases have been directly reported to MSDH by each school, and may not yet have appeared in our state and county totals of cases reported by laboratories.

- ▶ [K-12 reports of COVID-19 school cases, outbreaks and exposure](#)
Updated weekly

Long-Term Care Facility Cases and Outbreaks

Long-term care (LTC) facilities like nursing homes are considered high risk locations because their residents are older or in poor health. A single confirmed COVID-19 infection in an LTC facility resident, or more than one infection in employees or staff in a 14-day period constitutes an outbreak. Residential care facilities also represent group living facilities where COVID-19 can be easily spread. We investigate residents, staff and close contacts of infected individuals for possible exposure.

These outbreak figures are reported directly to MSDH by the facility. Many of the cases and deaths reported by facilities may not yet be included in our totals of lab-reported cases.

- ▶ [Mississippi COVID-19 cases and deaths in long-term care facilities](#) PDF
Long-term care facilities include nursing homes, personal care homes, assisted living homes, and intermediate care facilities for individuals with intellectual disability (ICF-IID)
- ▶ [Mississippi COVID-19 cases and deaths in residential care facilities](#) PDF
Residential care facilities include psychiatric or chemical dependency residential treatment centers and long-term acute care facilities.

Ongoing Outbreaks in Nursing Homes

Data such as illness in residents and staff, deaths in residents, as well as a number of other data elements are now publicly available on the website of the Centers for Medicare and Medicaid (CMS). MSDH is providing the following links to view this data, which is reported directly by nursing homes and is updated daily.

Note: Cases and deaths listed on the CMS website may not have appeared yet in our county totals, which are based on reports from testing laboratories.

- ▶ [Search for nursing home COVID-19 data](#)
- ▶ [About the CMS COVID-19 dataset](#)
- ▶ [CMS state and national COVID-19 nursing home data](#)

Mississippi COVID-19 Data Charts and Maps

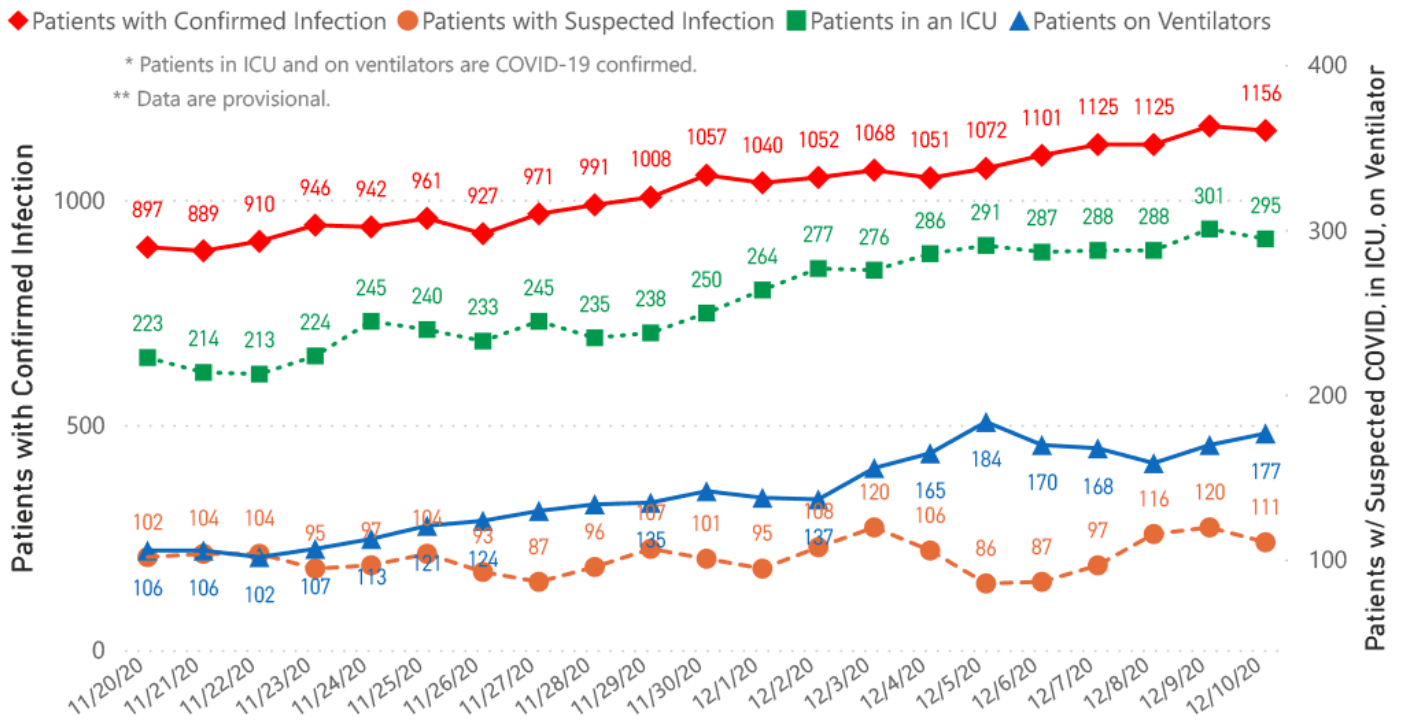
All data reports below are updated as they become available.

Hospitalizations and Bed Availability

[View interactive hospitalization charts](#)

Note: We are awaiting updated data for the chart below

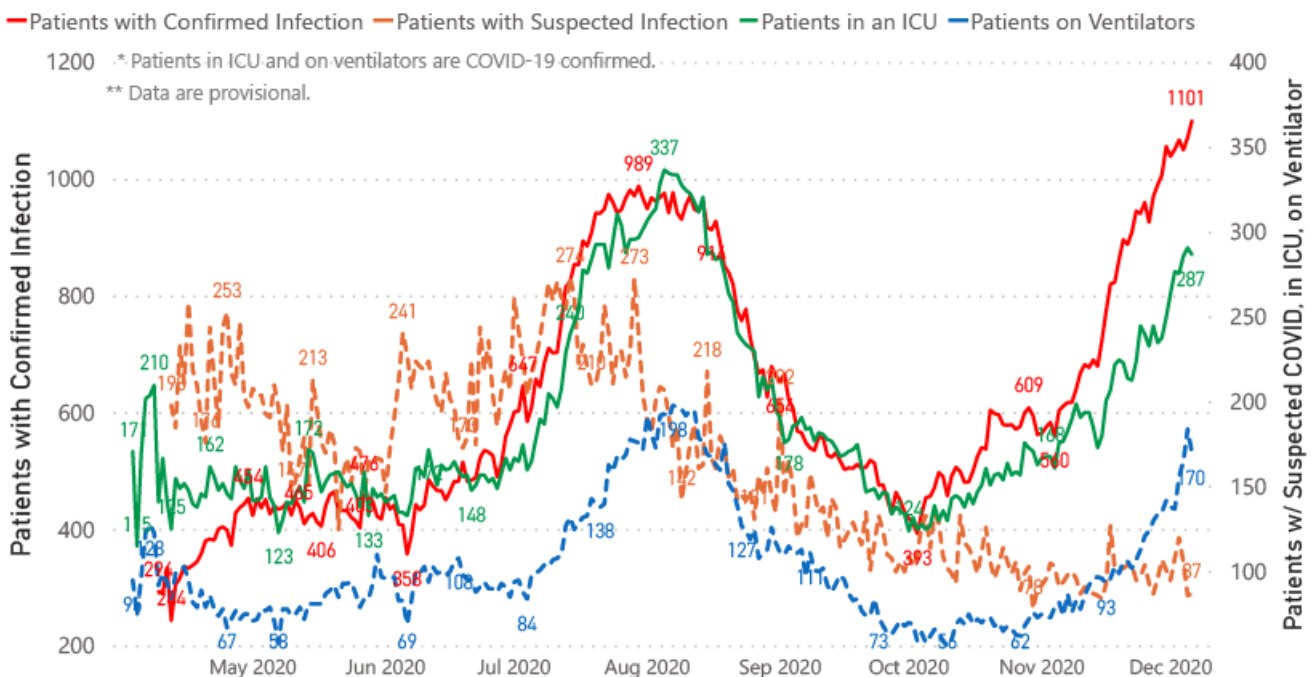
COVID-19 Hospitalizations Reported by MS Hospitals, 11/20/20- 12/10/20 *,**



Hospitalization and ICU Use to Date

Updated weekly

COVID-19 Hospitalizations Trends, Reported by MS Hospitals as of 12/6/20 *,**



Daily Case Maps

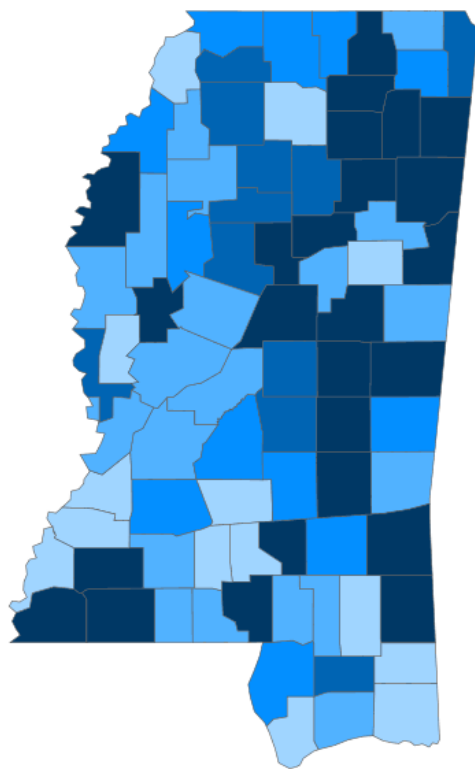
[View all interactive maps](#)

Recent COVID-19 Activity

The chart below shows counties according to COVID-19 incidence (cases by population) over the last 7 days.

[See also: Weekly county incidence tables](#)

Mississippi COVID-19 Cases Incidence Rate * as of December 10, 2020



7 Day Average
New Cases
1,966.6

7 Day Average
Incidence Rate *
71.1

Cumulative Cases
175,282

2019 Estimated Population
2,976,149

County	Incidence Rate	New Cases (7-Day Avg)	2019 Est. Population	Mask Mandate Status	Mask Mandate Started	Mask Mandate Ended
Greene	172.4	23.4	13,586	None		
Union	154.7	44.6	28,815	Active	11/24/20	
Pontotoc	137.2	44.1	32,174	Active	11/16/20	
Covington	123.4	23.0	18,636	Active	11/11/20	
Amite	123.1	15.1	12,297	None		
Kemper	114.4	11.1	9,742	None		
Winston	109.8	19.7	17,955	Active	11/16/20	
Tippah	104.5	23.0	22,015	Active	11/24/20	
Jasper	100.3	16.4	16,383	None		
Chickasaw	100.2	17.1	17,103	Active	11/24/20	

● <50.0 ● 50.0 to 60.0 ● 60.0 to 70.0 ● 70.0 to 80.0 ● >80.0

* Based on average daily new cases of past 7 days per 100,000 population.

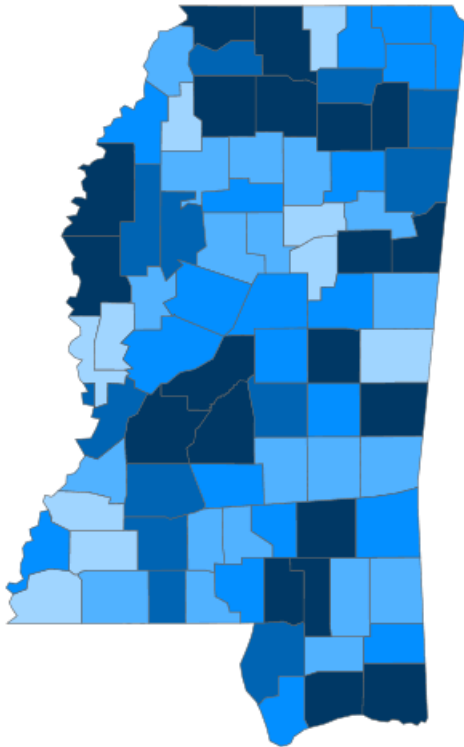
Cumulative COVID-19 Cases

Total cases and deaths by county since the start of the pandemic.

[See also: Weekly estimate of recoveries](#)

Mississippi COVID-19
Cases and Deaths by Race with Ethnicity
as of 6 pm CT, December 10, 2020

Total Cases
175,282



● 1 to 600 ● 601 to 1200 ● 1201 to 1800 ● 1801 to 2400 ● >2400

	American Indian or Alaska Native	Asian	Black	White	Other	Unknown
Non Hispanic	722	516	49,900	60,339	1,828	973
Hispanic	30	20	228	1,279	2,362	265
Unknown Ethnicity	817	161	11,593	15,767	5,574	22,908

Total Deaths
4,124

	American Indian or Alaska Native	Asian	Black	White	Other	Unknown
Non Hispanic	70	6	1,555	1,745	21	6
Hispanic	1	0	7	23	16	1
Unknown Ethnicity	21	6	214	301	33	98

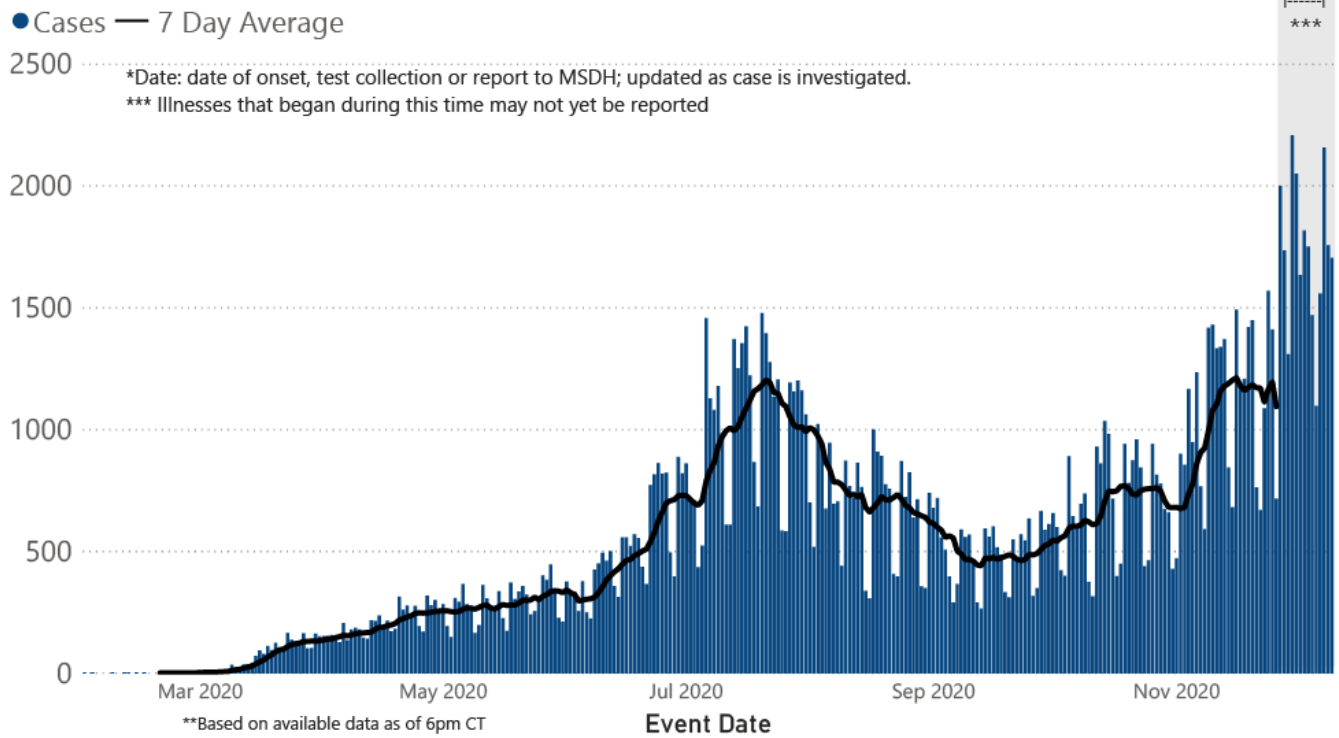
Daily Statewide Data Charts

Our state case map and other data charts are also available in interactive form.

▶ [View interactive epidemiological and surveillance charts](#)

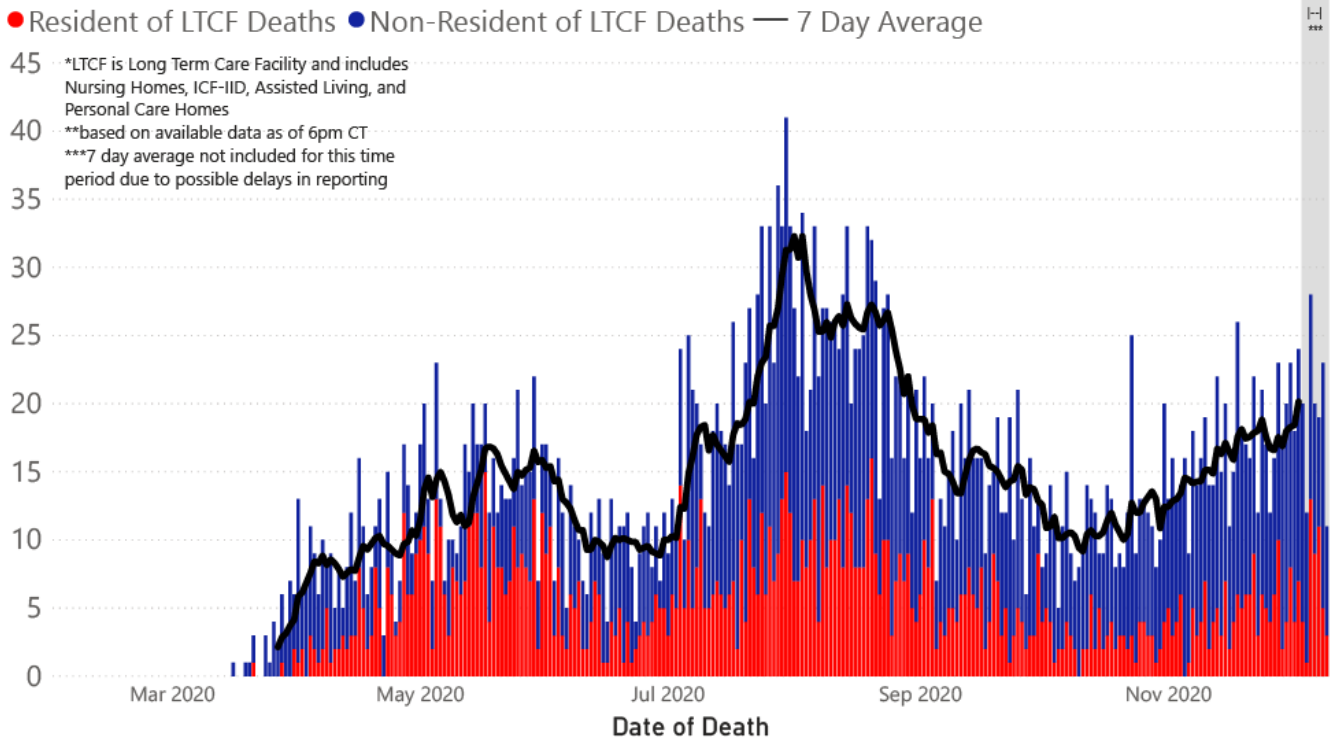
The charts below are based on available data at the time of publication. Charts do **not** include cases where insufficient details of the case are known.

COVID-19 Cases by Date* through December 10, 2020**, Mississippi



Note: Values up to two weeks in the past on the chart of Cases by Date above can change as we update it with new information from disease investigation.

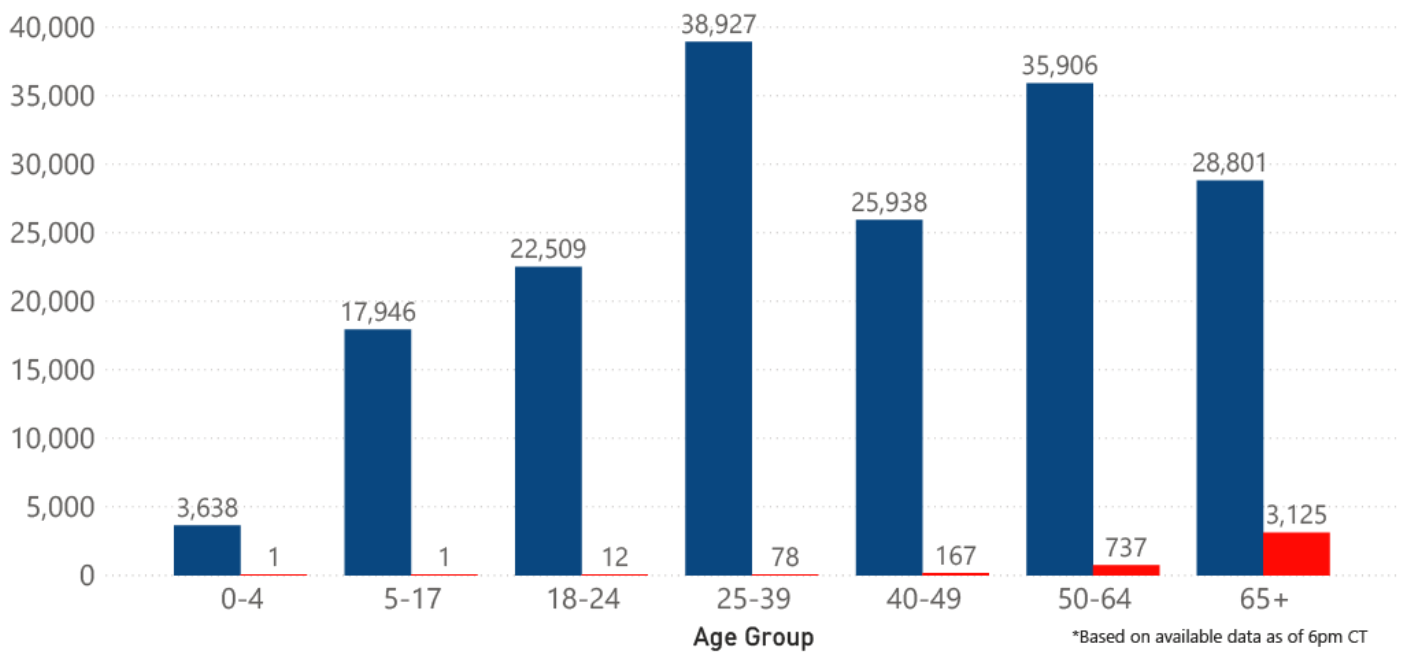
COVID-19 LTCF* and Non-LTCF Deaths by Date of Death through December 10, 2020**, Mississippi



Note: Age group chart revised at 4:00 PM

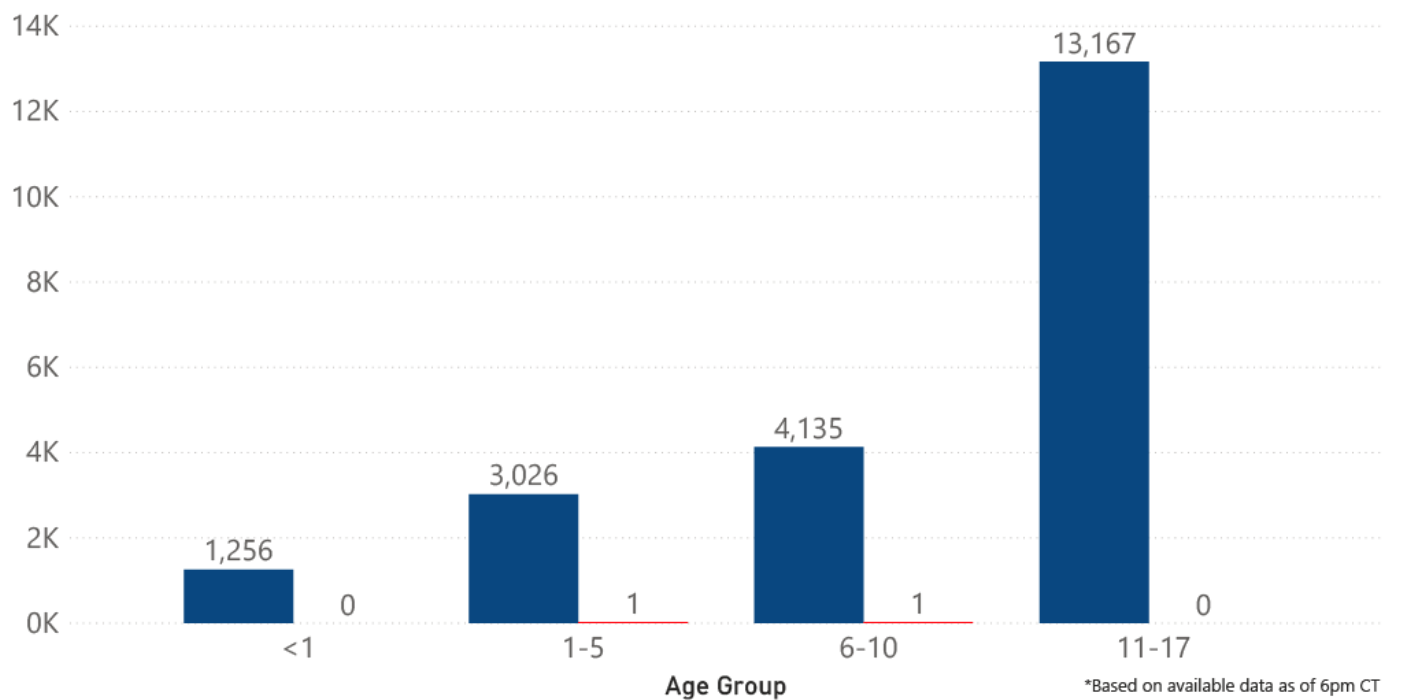
COVID-19 Cases and Deaths by Age Group through December 10, 2020*, Mississippi

● Cases ● Deaths

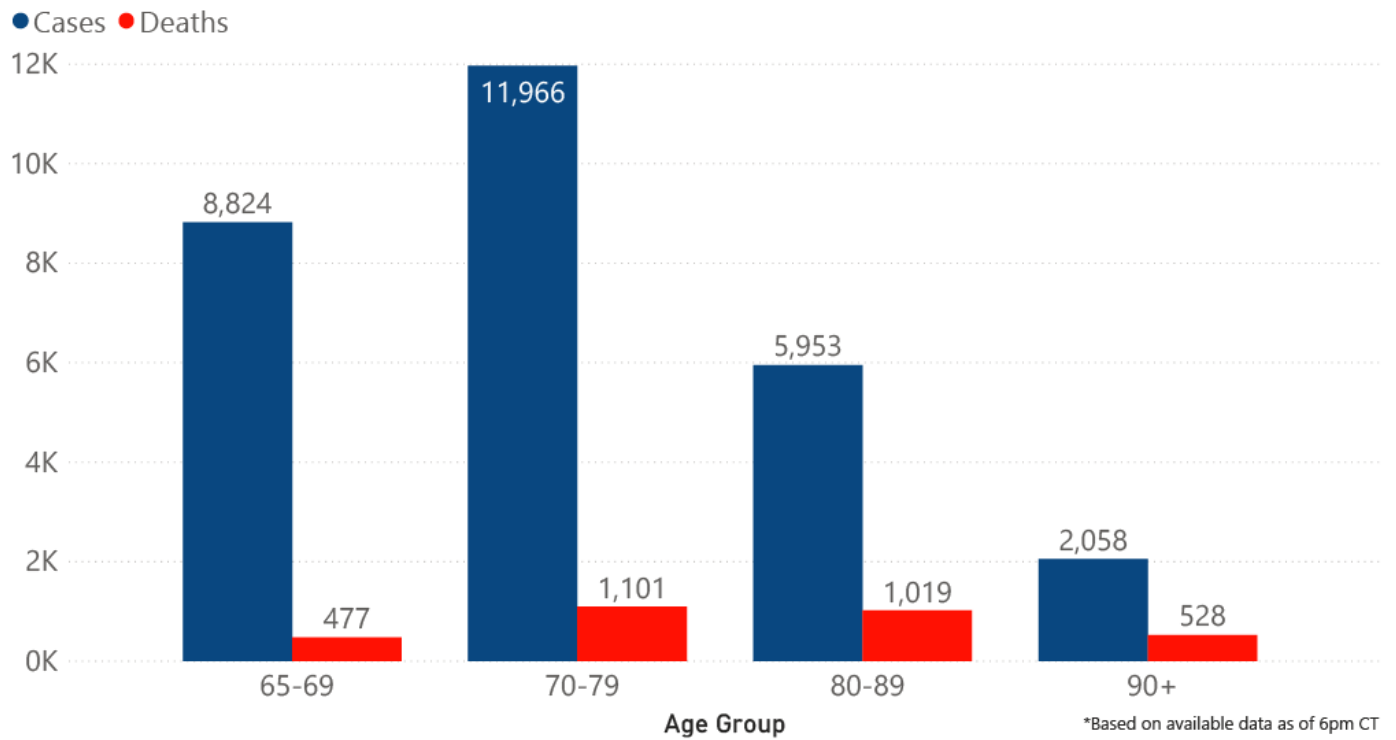


COVID-19 Pediatric Cases and Deaths by Age Group through December 10, 2020*, Mississippi

● Cases ● Deaths



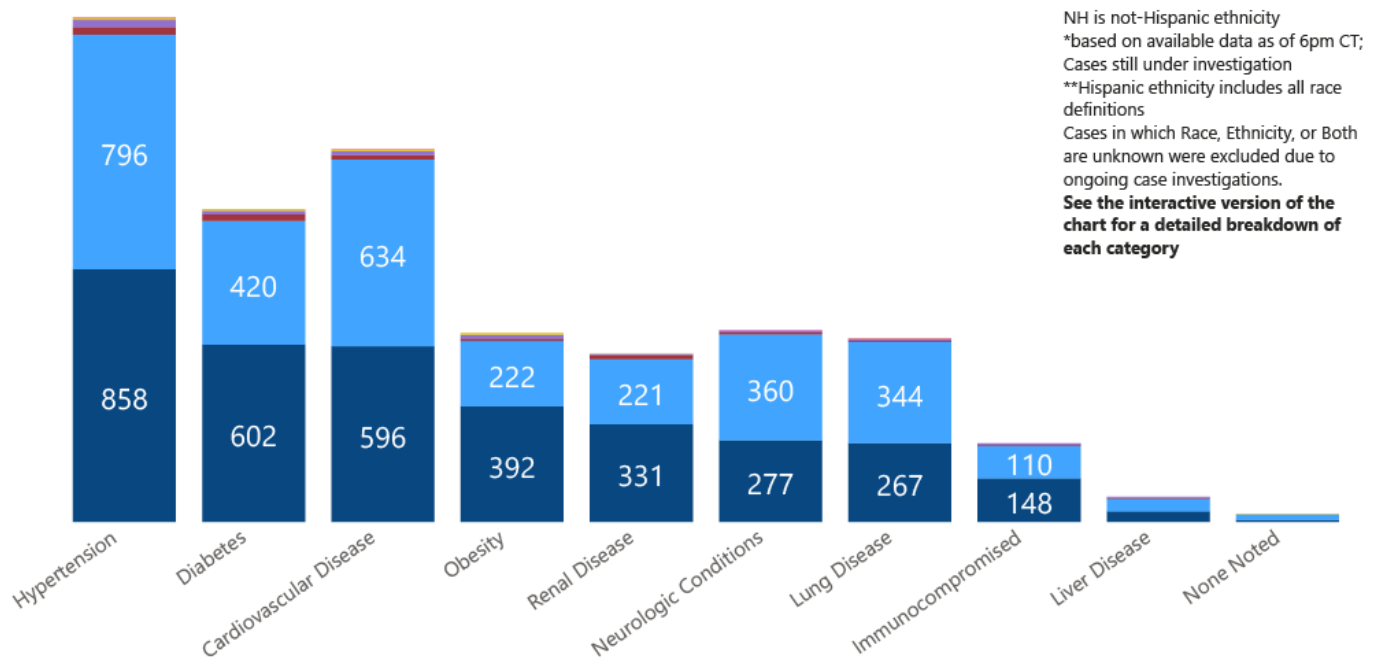
COVID-19 Geriatric Cases and Deaths by Age Group through December 10, 2020*, Mississippi



Weekly Statewide Data Summaries

COVID-19 Underlying Conditions in Deaths by Race/Ethnicity through December 6, 2020*, Mississippi

Race/Ethnicity ● Black (NH) ● White (NH) ● American Indian or Alaska Native (NH) ● Hispanic** ● Other (NH) ● Asian (NH)



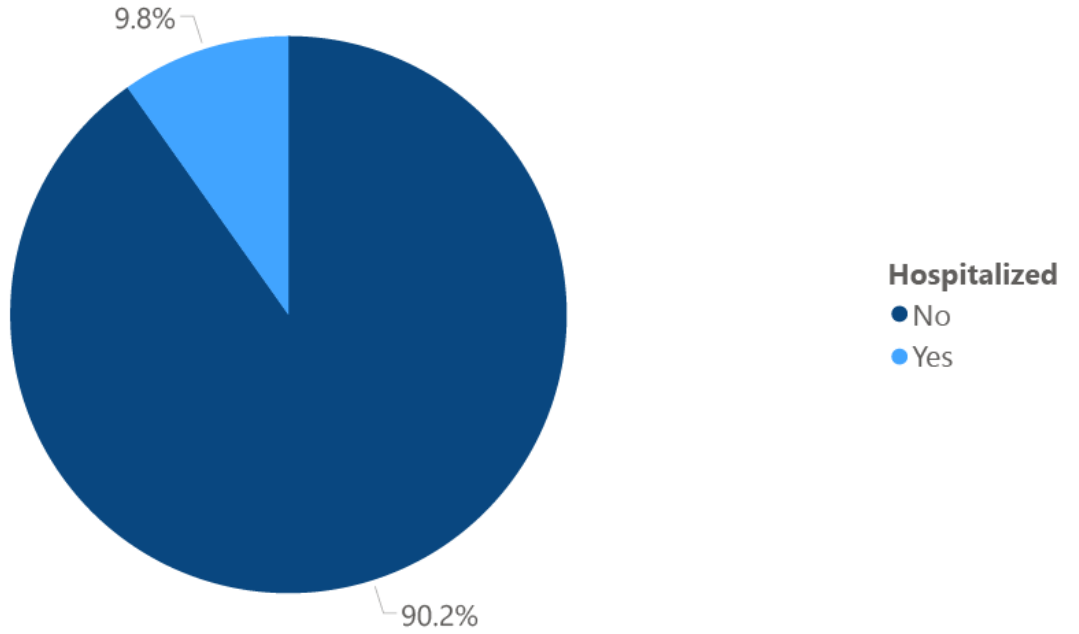
COVID-19 Deaths by Race/Ethnicity through December 6, 2020*, Mississippi



COVID-19 Hospitalized Cases by Age through December 6, 2020*, Mississippi



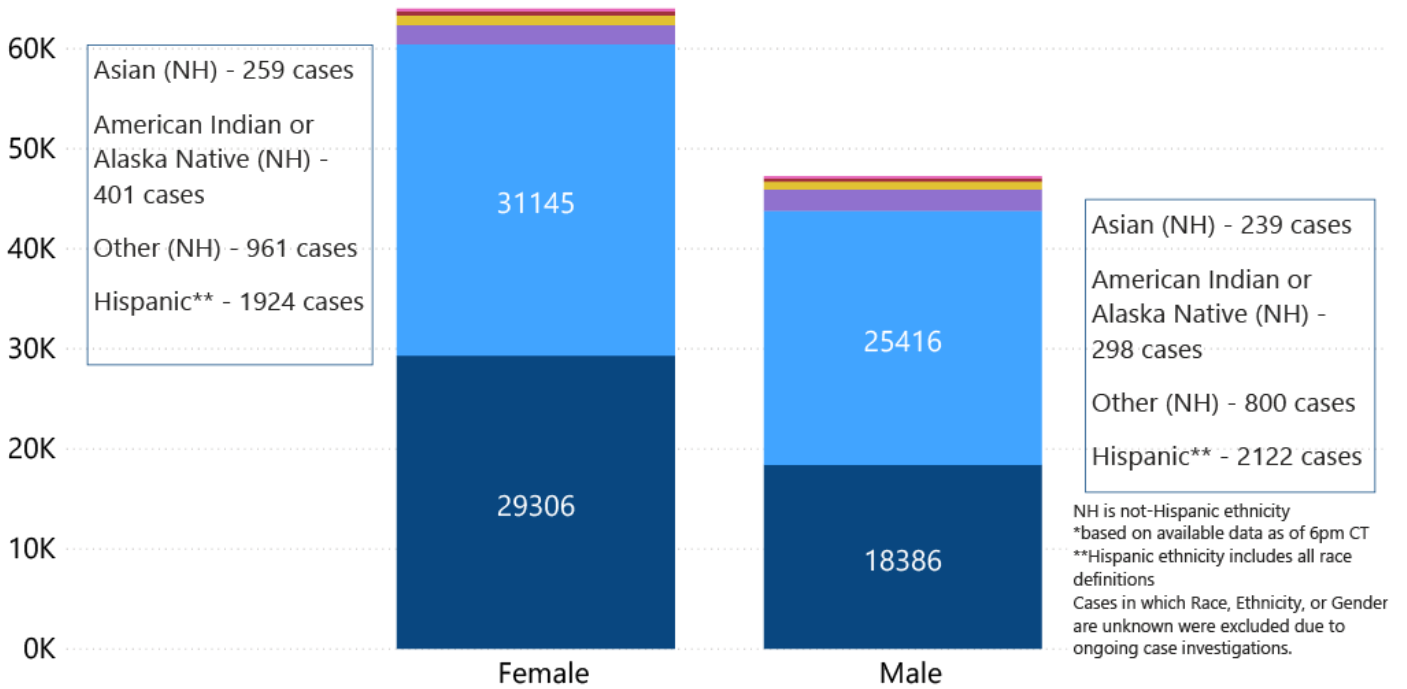
COVID-19 Cumulative Hospitalizations-Invstigated Cases December 6, 2020 *



* Cases in which hospitalization is unknown were excluded due to ongoing case investigations; based on available data as of 6 pm CT

COVID-19 Cases by Race/Ethnicity and Gender through December 6, 2020*, Mississippi

Race/Ethnicity ● Black (NH) ● White (NH) ● Hispanic** ● Other (NH) ● American Indian or Alaska Native (NH) ● Asian (NH)



COVID-19 Deaths by Race and Gender through December 6, 2020*, Mississippi

Race ● Black ● White ● American Indian or Alaska Native ● Other ● Asian



COVID-19 Cases by Race/Ethnicity through December 6, 2020*, Mississippi



COVID-19 Cases by Gender through December 6, 2020*, Mississippi



*Based on available data as of 6pm CT

Weekly Pediatric MIS-C Cases and Deaths

[Multisystem inflammatory syndrome in children \(MIS-C\)](#) is a rare but serious condition associated with COVID-19 that causes inflammation in many body parts, including the heart and other vital organs.

MIS-C* Cases and Deaths by Age Group through December 6, 2020, Mississippi

● MIS-C Cases ● MIS-C Deaths



*Multisystem inflammatory syndrome in children (MIS-C): A rare but serious complication associated with COVID-19 that can inflame multiple organs and cause various symptoms. Those aged 20 and younger diagnosed with MIS-C have either been infected with COVID-19 or around someone with COVID-19.

Weekly High Case and High Incidence Counties

Tracking counties with recent high numbers of COVID-19 cases, adjusted for population, provides insight on where local outbreaks are most serious, and where protective measures should be increased. For more accurate reporting, these weekly charts include sample collection dates only up to seven days in the past to allow for case investigation and delays in lab test reports.

Cases counts in these charts is based on the date of illness onset. If the date of illness is not known, the date the test sample was taken, or the date of test result reporting is used instead. Counts are adjusted as cases are investigated.

Counties are ranked by highest weekly case counts, and by weekly incidence (cases proportional to population). A separate table ranking all counties is also available. **All tables updated weekly.**

► [Full tables of counties ranked by weekly incidence and cases](#) PDF

COVID-19 High Incidence MS Counties Over 2 Week Period (November 16-29, 2020*)

County	Cases (November 16-29)	Cases per 100,000 (November 16-29)	Cases to Date (through November 29)	Cases per 100,000 Total	Percent Change
WINSTON	192	1069.3	1272	7084.4	18%
ATTALA	194	1067.5	1197	6586.3	19%
ISSAQUENA	13	979.7	121	9118.3	12%
CHOCTAW	78	950.1	357	4348.4	28%
LEE	807	944.6	5302	6205.8	18%
COVINGTON	176	944.4	1300	6975.7	16%
CARROLL	90	904.8	746	7499.7	14%
PANOLA	302	883.2	2315	6770.6	15%
TATE	244	861.6	1785	6302.7	16%
ITAWAMBA	195	833.7	1583	6767.8	14%
MONROE	288	817.0	2071	5874.8	16%
MONTGOMERY	79	808.2	764	7815.9	12%

*based on available data as of 6pm CT
 Cases based on test date. Cases without test date excluded due to ongoing investigations.
 Table will be updated weekly. A one week lag is used for reporting.

COVID-19 High Case MS Counties Over 2 Week Period (November 16-29, 2020*)

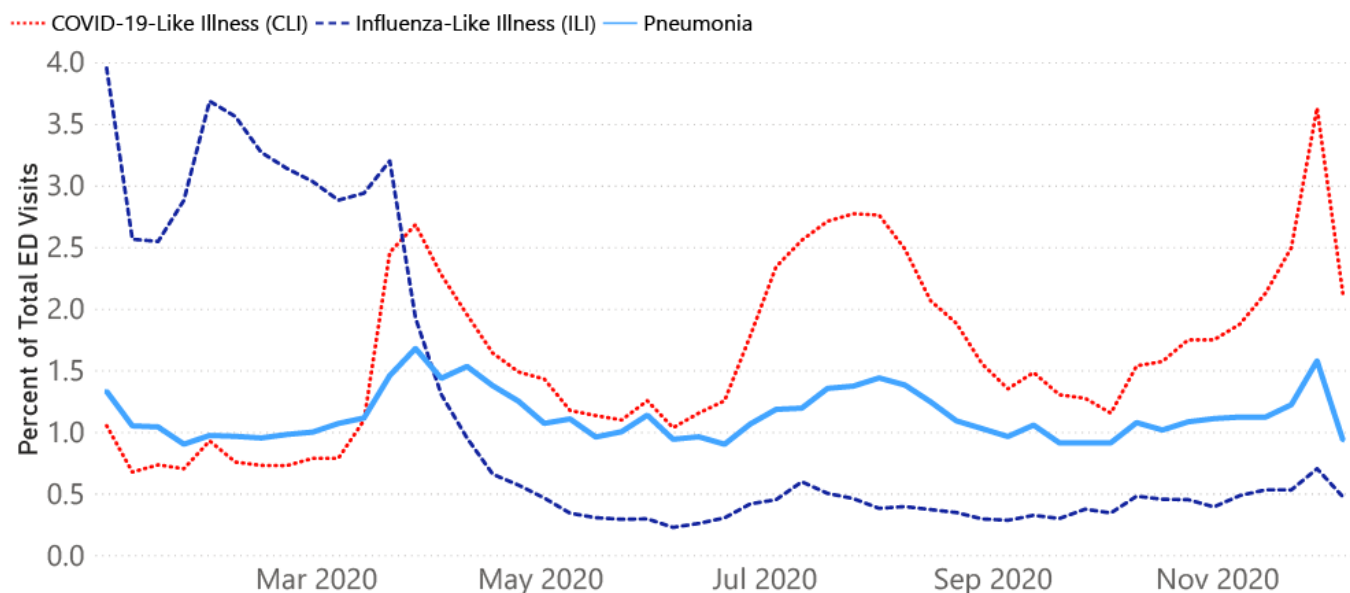
County	Cases (November 16-29)	Cases per 100,000 (November 16-29)	Cases to Date (through November 29)	Cases per 100,000 Total	Percent Change
DESOTO	1280	692.1	10416	5631.9	14%
HINDS	1125	485.2	10333	4457.0	12%
RANKIN	1000	644.0	5984	3853.9	20%
LEE	807	944.6	5302	6205.8	18%
HARRISON	757	363.8	7370	3541.9	11%
JACKSON	656	456.8	6599	4594.9	11%
MADISON	640	602.2	5065	4766.1	14%
LAUDERDALE	449	605.7	3623	4887.7	14%
LAFAYETTE	410	759.0	3373	6244.1	14%
FORREST	398	531.4	3927	5243.2	11%
JONES	395	580.0	3723	5467.1	12%
LAMAR	343	541.5	2997	4731.4	13%

*based on available data as of 6pm CT
 Cases based on test date. Cases without test date excluded due to ongoing investigations.
 Table will be updated weekly. A one week lag is used for reporting.

Syndromic Surveillance

Emergency department visits by those with symptoms characteristic of COVID-19, influenza and pneumonia, updated weekly.

Percentage of Emergency Department and Clinic visits for CLI, ILI, and Pneumonia Cases Weekly Statewide Summary, January 4, 2020 - December 5, 2020



*The graph represents syndromic surveillance data from emergency department visits, reported electronically by hospitals throughout the state, that are consistent with COVID-19-Like Illness (CLI), Influenza-Like Illness (ILI), and Pneumonia. Based on available data as of 6pm CT. Graph will be updated weekly.

Estimated Recoveries

Presumed COVID-19 cases recovered, estimated weekly (does not include cases still under investigation).

COVID-19 Presumed Recovered Cases through December 6, 2020, Mississippi

136,627

Presumed Recovered*

*Reflects Provisional Estimates. Presumed Recovered if:

- 1) It has been 14 days or more since the case tested positive, if they were not hospitalized
- 2) It has been 21 days or more since the case tested positive, if they were hospitalized or hospitalization was unknown.

All deaths excluded. Presumed recovered counts will be updated weekly.

U.S. and World Cases

- ▶ [COVID-19 cases in the United States \(CDC\)](#)
- ▶ [U.S. COVID-19 Tracker \(CDC\)](#)
- ▶ [COVID-19 Global Case Map \(Johns Hopkins University\)](#)

COVID-19 Testing

Statewide Combined Testing as of December 5

COVID-19 testing providers around the state include commercial laboratories as well as hospital labs. Combined with testing done by the MSDH Public Health Laboratory, the figures provide a complete picture of all Mississippi testing. (Updated weekly)

PCR testing detects current, active COVID-19 infection in an individual.

Antibody (serology) testing identifies individuals with past COVID-19 infection based on antibodies they develop one to three weeks after infection.

Antigen testing is another way to identify current COVID-19 infection.

	Total tests	PCR	Antibody	Antigen
MSDH Public Health Laboratory	134,092	132,849	1,243	0
Other testing providers	1,356,725	1,021,367	52,948	282,410

Total tests for COVID-19 statewide	1,490,817	1,154,216	54,191	282,410
------------------------------------	------------------	------------------	---------------	----------------

MSDH Individuals Tested as of December 10

MSDH Public Health Laboratory (MPHL) testing totals as of 3 p.m. These totals are for tests performed at the MPHL only.

- Total individuals tested by the MPHL: **92,228**
- Total positive individuals from MPHL tests: **10,687**

Getting Tested for COVID-19

The MSDH Public Health Laboratory, its partners, and private providers are testing statewide for COVID-19.

Anyone with symptoms of fever, severe cough or severe chest pains – especially those who are older or in poor health – should make arrangements for testing with their doctor or one of the many healthcare providers now performing testing. Always call ahead to the testing provider for instructions on safely being examined before you visit for your test.

Free testing: Free drive-through testing sites are offered at county health departments on a weekly schedule by appointment.

- ▶ [Find a COVID-19 testing provider near you](#)
- ▶ [Free COVID-19 rapid testing schedule](#)

Prevention and Guidance for Individuals and the Community

- ▶ [Preventive steps to take, recommendations, guidance and general information on COVID-19](#)

Get COVID-19 e-mail updates daily with our free newsletter:

Last reviewed on Mar 5,

2020

[error on this](#)

[email page](#)

[print](#)

Related resources

- ▶ [IT IS REAL: COVID-19 as Told by Survivors](#)
- ▶ [Free COVID-19 Testing and Local Testing Providers](#)
- ▶ [COVID-19 Guidance and Prevention for Individuals and the Community](#)
Updated December 11, 2020

More topics

- ▶ [\[Espanol, Tieng Viet, ASL \]](#)
- ▶ [County Data](#)
- ▶ [Diagnostic Testing EUA](#)
- ▶ [Handouts and Posters](#)
- ▶ [Healthcare Professionals](#)
- ▶ [Interactive Map and Charts](#)
- ▶ [Long-Term Care Outbreaks](#)
- ▶ [Prevention and Safety Guidance](#)
- ▶ [School Cases and Outbreaks](#)
- ▶ [Testing for COVID-19](#)
- ▶ [Vaccination Against COVID-19](#)

FREE

Community STD/HIV Education

Up-to-date information and
education for those living with
STDs or HIV, or fighting against it.

Sessions monthly

LEARN MORE

AGENCY

[About Us](#)

[Administration](#)

[Board of Health](#)

[County Offices](#)

[Institutional Review](#)

[Jobs](#)

[Locations](#)

[Public Health Laboratory](#)

[RFPs/Grants](#)

[More »](#)

[Intranet](#)

[OHIT+ER Service Center](#)

[Webmail](#)

INFORMATION

[Apps](#)

[Calendar of Events](#)

[Contact Us](#)

[Meetings](#)

[Health Resources](#)

[Hotlines](#)

[Locations](#)

[News](#)

[Newsletter](#)

[Phone Numbers](#)

[Español](#)

I NEED A ...

[Birth Certificate](#)

[Certificate of Need](#)

[Children's Health Insurance](#)

[Complaint Form](#)

Criminal History Check
Death Certificate
Divorce Record
Food Permit
Immunization Record
J-1 Visa
License Verification
Marriage Record
Professional License
Public Records Request
Wastewater Application

PUBLICATIONS

Annual Report
CON Weekly Reports
Health Facilities Directory
Mississippi Morbidity Reports
Public Health Report
State Health Plan
Strategic Plan
More »

Mississippi State Department of Health • 570 East Woodrow Wilson Dr • Jackson, MS 39216 • 866-HLTHY4U • Contact and information

