



Coronavirus Disease 2019 (COVID-19)

Updated December 19, 2020

Mississippi Coronavirus Hotline (7 days a week, 7 a.m.–7 p.m.): **877-978-6453**

[COVID-19 vaccinations: Questions, answers and latest information »](#)

Advisory from the State Health Officer on social gatherings: Due to rapidly rising COVID-19 cases, all residents of Mississippi should avoid any social gathering that includes individuals outside of the immediate family or household. MSDH recommends that Mississippians only participate in work, school or other absolutely essential activities, and avoid gatherings such as social events, sporting events, in-person church services, and weddings and funerals unless they involve only close family (preferably outdoors).

General Information

- ▶ [COVID-19 vaccinations](#)
- ▶ [Counties with mask mandates and gathering restrictions](#)
- ▶ [COVID-19 overview, questions and answers, and other resources](#)
- ▶ [COVID-19 and You: Video Q & A with State Health Officer Dr. Thomas Dobbs](#)
- ▶ [ASL, Spanish and Vietnamese materials](#)

Professionals

Guidance and more →

- ▶ [Healthcare guidance](#)
- ▶ [Electronic reporting](#)
- ▶ [Vaccine providers](#)
- ▶ [Specimens](#)
- ▶ [Lab dropoff](#)
- ▶ [Facilities guidance](#)
- ▶ [MS-HAN Alerts](#)

[ALL HEALTHCARE](#)

Current Cases and Statistics

County and state data →

- ▶ [Today's update](#)
- ▶ [County data reports](#)
- ▶ [State data charts](#)
- ▶ [Hospitalizations](#)
- ▶ [School and LTCF data](#)
- ▶ [Lab testing](#)
- ▶ [Recoveries](#)

[ALL STATISTICS](#)

Prevention, Testing and Guidance

Personal and community →

- ▶ [Getting tested](#)
- ▶ [Personal protection](#)
- ▶ [Gatherings and events](#)
- ▶ [Business and community](#)
- ▶ [School guidelines](#)
- ▶ [State agencies](#)
- ▶ [Vaccinations](#)

[ALL GUIDANCE](#)

Home isolation is mandatory if you have tested positive for COVID-19 by [order of the State Health Officer](#). (If you are awaiting results of routine testing *not* related to exposure, you may [return to work](#) and follow the safety guidance

of your employer.)

Quarantine is mandatory for household members of someone who has COVID-19. Home quarantine permits working under certain circumstances.

[More about isolation and quarantine »](#)

COVID-19 in Mississippi

New Cases and Deaths as of December 18

NEW CASES

1,700

New COVID-19 positive test results reported to MSDH as of 6 p.m. yesterday.

NEW DEATHS

36

New COVID-19 related deaths reported to MSDH as of 6 p.m. yesterday. Sixteen deaths occurred between December 8 and December 18 in the counties below.

County	Total
Alcorn	1
Grenada	1
Hancock	1
Harrison	1
Hinds	3
Jackson	1
Lauderdale	1
Lee	1
Marion	1
Noxubee	1
Rankin	1
Scott	1
Tate	1
Tishomingo	1

20 COVID-19 related deaths occurred between November 21 and December 10, identified from death certificate reports.

County	Total
--------	-------

County	Total
Desoto	6
George	1
Humphreys	1
Jackson	1
Jefferson	1
Lamar	1
Lauderdale	2
Lawrence	1
Lee	1
Lowndes	1
Marion	2
Yazoo	2

LTC OUTBREAKS

235

Current outbreaks in long-term care facilities only. (See [LTC facility outbreak definition](#).)

About our case counts: We currently update our case totals each day based on test results from the previous day. Outside laboratories also report positive test results to us, which are included in our totals. Multiple positive tests for the same individual are counted only once. County case numbers and deaths may change as investigation finds new or additional information.

County COVID-19 Data

Race and Ethnicity

- ▶ [Total COVID-19 cases and deaths by county, race and ethnicity](#) PDF
Current and past data tables, updated daily

Data Snapshots for Individual Counties

- ▶ [Weekly COVID-19 snapshots for each Mississippi county](#)

High Cases and Incidence

- ▶ [Map of Mississippi counties by 7-day incidence](#)
- ▶ [Table of counties ranked by weekly cases and incidence](#)

Cumulative Cases and Deaths by County

Totals of all reported COVID-19 cases for 2020, including those in long-term care (LTC) facilities.

The numbers in this table are provisional. County case numbers and deaths may change as investigation finds new or additional information. The data provided below is the most current available.

County	Total Cases	Total Deaths	Total LTC Facility Cases	Total LTC Facility Deaths
Adams	1683	53	72	14
Alcorn	1930	38	119	17
Amite	783	19	53	6
Attala	1517	43	162	28
Benton	598	20	45	10
Bolivar	3001	91	224	30
Calhoun	982	16	25	4
Carroll	886	17	46	9
Chickasaw	1415	35	49	14
Choctaw	447	10	1	0
Claiborne	642	18	43	9
Clarke	1106	55	104	27
Clay	1174	29	20	3
Coahoma	1804	48	127	11
Copiah	2034	42	72	9
Covington	1664	63	115	36
De Soto	12853	127	103	20
Forrest	4735	93	200	42
Franklin	515	6	21	1
George	1578	33	47	7
Greene	910	25	50	6
Grenada	1824	54	145	26
Hancock	1667	50	68	13
Harrison	9404	134	435	50
Hinds	12678	236	622	90
Holmes	1509	63	103	20
Humphreys	664	22	33	8
Issaquena	140	4	0	0
Itawamba	1984	46	123	22
Jackson	7843	147	214	24
Total	192,111	4,390	8,844	1,613

County	Total Cases	Total Deaths	Total LTC Facility Cases	Total LTC Facility Deaths
Jasper	1167	24	11	0
Jefferson	447	13	17	3
Jefferson Davis	704	21	8	1
Jones	4645	92	199	38
Kemper	622	19	43	9
Lafayette	3813	70	174	42
Lamar	3670	53	45	12
Lauderdale	4442	164	358	86
Lawrence	873	16	27	2
Leake	1750	45	68	7
Lee	6772	108	205	40
Leflore	2418	98	198	48
Lincoln	2299	73	166	36
Lowndes	3639	77	176	37
Madison	6379	126	303	58
Marion	1568	58	144	20
Marshall	2624	59	62	15
Monroe	2641	83	176	53
Montgomery	917	30	54	9
Neshoba	2710	133	177	54
Newton	1406	32	66	11
Noxubee	849	18	21	4
Oktibbeha	3038	67	204	32
Panola	2845	67	101	13
Pearl River	2208	75	143	27
Perry	774	30	20	7
Pike	1991	65	104	27
Pontotoc	2734	34	20	3
Prentiss	1860	40	98	15
Quitman	563	7	0	0
Rankin	7795	143	297	42
Scott	1907	35	35	4
Sharkey	369	17	43	8
Total	192,111	4,390	8,844	1,613

County	Total Cases	Total Deaths	Total LTC Facility Cases	Total LTC Facility Deaths
Simpson	1803	57	149	19
Smith	916	17	55	8
Stone	1038	18	63	9
Sunflower	2198	57	90	15
Tallahatchie	1127	29	41	7
Tate	2189	54	77	18
Tippah	1754	37	78	4
Tishomingo	1415	50	99	26
Tunica	686	19	15	2
Union	2422	27	102	11
Walthall	909	32	67	13
Warren	2302	68	160	31
Washington	3815	111	187	39
Wayne	1536	25	66	10
Webster	646	17	55	11
Wilkinson	496	22	21	5
Winston	1638	44	96	27
Yalobusha	871	30	81	22
Yazoo	1941	47	138	17
Total	192,111	4,390	8,844	1,613

Case Classifications

Mississippi investigates and reports both probable and confirmed cases and deaths according to the [CSTE case definition](#).

	Confirmed	Probable	Total
Cases	138,486	53,625	192,111
Deaths	3,633	757	4,390

Confirmed cases and deaths are generally determined by positive PCR tests, which detect the presence of ongoing coronavirus infection.

Probable cases are those who test positive by other testing methods such as antibody or antigen, and have recent symptoms consistent with COVID-19, indicating a recent infection.

Probable deaths are those individuals with a designation of COVID-19 as a cause of death on the death certificate, but where no confirmatory testing was performed.

Deaths from COVID-19 and Other Causes

This table of death counts compares COVID-19 deaths in Mississippi by week with deaths from other major causes, including contributing and underlying causes.

- ▶ [Mississippi Provisional Death Counts by Week](#)
Updated weekly

K-12 School Report

Mississippi K-12 schools make weekly reports of cases among students, teachers and staff, number of outbreaks, and teachers and students under quarantine as a result of COVID-19 exposure. An outbreak in a school setting is defined as 3 or more individuals diagnosed with COVID-19 in the same group within a 14-day period.

Note: These cases have been directly reported to MSDH by each school, and may not yet have appeared in our state and county totals of cases reported by laboratories.

- ▶ [K-12 reports of COVID-19 school cases, outbreaks and exposure](#)
Updated weekly

Long-Term Care Facility Cases and Outbreaks

Long-term care (LTC) facilities like nursing homes are considered high risk locations because their residents are older or in poor health. A single confirmed COVID-19 infection in an LTC facility resident, or more than one infection in employees or staff in a 14-day period constitutes an outbreak. Residential care facilities also represent group living facilities where COVID-19 can be easily spread. We investigate residents, staff and close contacts of infected individuals for possible exposure.

These outbreak figures are reported directly to MSDH by the facility. Many of the cases and deaths reported by facilities may not yet be included in our totals of lab-reported cases.

- ▶ [Mississippi COVID-19 cases and deaths in long-term care facilities](#) PDF
Long-term care facilities include nursing homes, personal care homes, assisted living homes, and intermediate care facilities for individuals with intellectual disability (ICF-IID)
- ▶ [Mississippi COVID-19 cases and deaths in residential care facilities](#) PDF
Residential care facilities include psychiatric or chemical dependency residential treatment centers and long-term acute care facilities.

Ongoing Outbreaks in Nursing Homes

Data such as illness in residents and staff, deaths in residents, as well as a number of other data elements are now publicly available on the website of the Centers for Medicare and Medicaid (CMS). MSDH is providing the following links to view this data, which is reported directly by nursing homes and is updated daily.

Note: Cases and deaths listed on the CMS website may not have appeared yet in our county totals, which are based on reports from testing laboratories.

- ▶ [Search for nursing home COVID-19 data](#)
- ▶ [About the CMS COVID-19 dataset](#)
- ▶ [CMS state and national COVID-19 nursing home data](#)

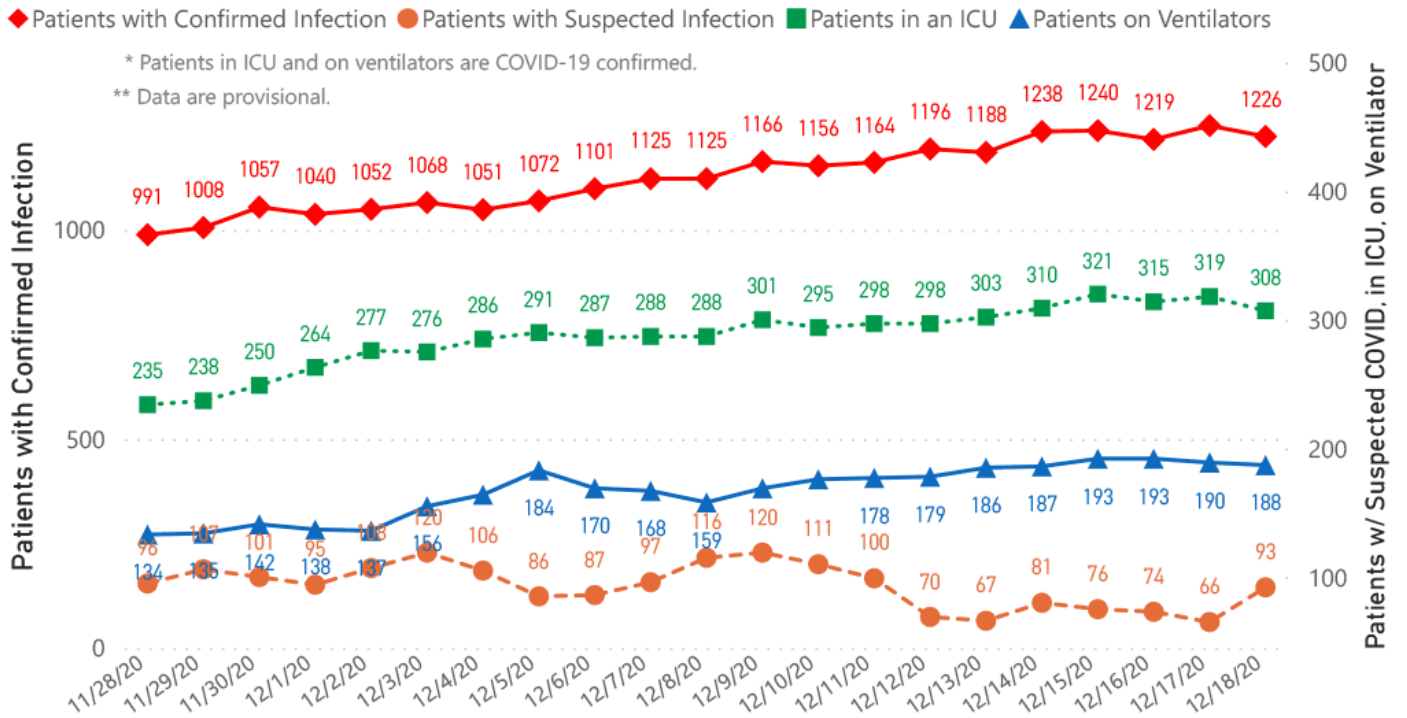
Mississippi COVID-19 Data Charts and Maps

All data reports below are updated as they become available.

Hospitalizations and Bed Availability

[View interactive hospitalization charts](#)

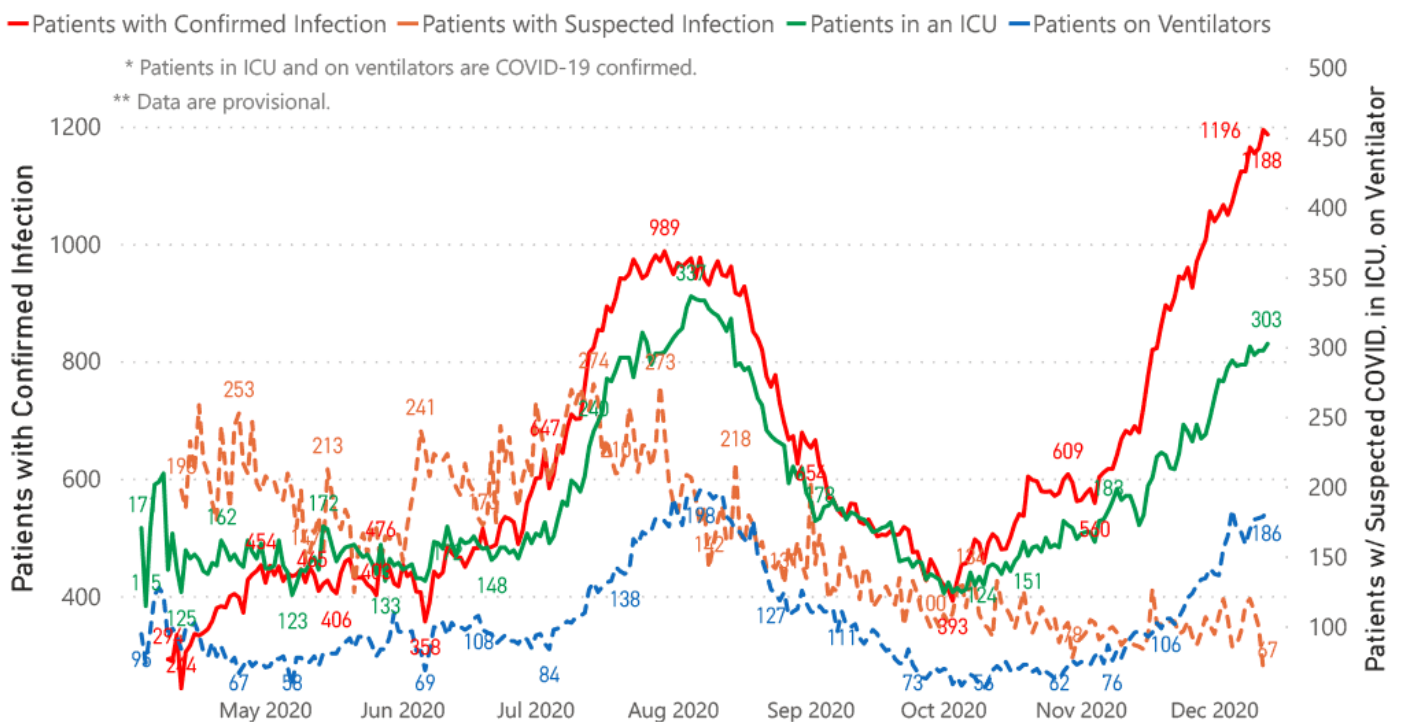
COVID-19 Hospitalizations Reported by MS Hospitals, 11/28/20-12/18/20 **, **



Hospitalization and ICU Use to Date

Updated weekly

COVID-19 Hospitalizations Trends, Reported by MS Hospitals as of 12/13/20 **, **



Daily Case Maps

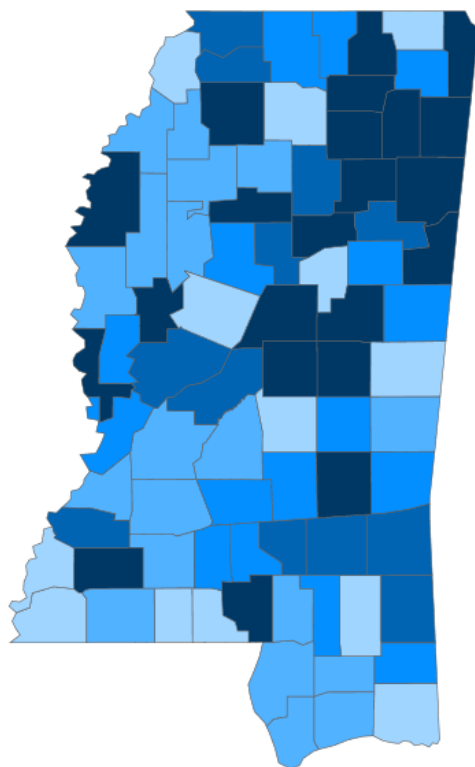
[View all interactive maps](#)

Recent COVID-19 Activity

The chart below shows counties according to COVID-19 incidence (cases by population) over the last 7 days.

[See also: Weekly county incidence tables](#)

Mississippi COVID-19 Cases Incidence Rate * as of December 18, 2020



7 Day Average
New Cases

2,023.4

7 Day Average
Incidence Rate *

71.1

Cumulative Cases

192,111

2019 Estimated Population

2,976,149

County	Incidence Rate	New Cases (7-Day Avg)	2019 Est. Population	Mask Mandate Status	Mask Mandate Started	Mask Mandate Ended
Union	138.8	40.0	28,815	Active	11/24/20	
Franklin	137.1	10.6	7,713	None		
Tippah	135.0	29.7	22,015	Active	11/24/20	
Lowndes	124.8	73.1	58,595	Active	11/24/20	
Jasper	119.5	19.6	16,383	None		
Webster	119.4	11.6	9,689	None		
Grenada	119.1	24.7	20,758	None		
Chickasaw	117.8	20.1	17,103	Active	11/24/20	
Pontotoc	108.3	34.9	32,174	Active	11/16/20	
Winston	103.4	18.6	17,955	Active	11/16/20	

● <50.0 ● 50.0 to 60.0 ● 60.0 to 70.0 ● 70.0 to 80.0 ● >80.0

* Based on average daily new cases of past 7 days per 100,000 population.

Cumulative COVID-19 Cases

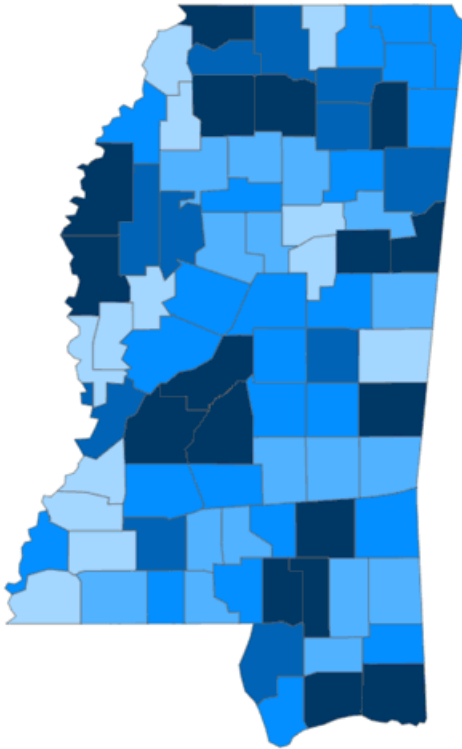
Total cases and deaths by county since the start of the pandemic.

[See also: Weekly estimate of recoveries](#)

Mississippi COVID-19
Cases and Deaths by Race with Ethnicity
as of 6 pm CT, December 18, 2020

Total Cases

192,111



● 1 to 700 ● 701 to 1400 ● 1401 to 2100 ● 2101 to 2800 ● >2800

	American Indian or Alaska Native	Asian	Black	White	Other	Unknown
Non Hispanic	759	555	53,538	67,323	1,952	1,097
Hispanic	33	23	247	1,370	2,493	306
Unknown Ethnicity	832	193	13,090	17,901	5,792	24,607

Total Deaths

4,390

	American Indian or Alaska Native	Asian	Black	White	Other	Unknown
Non Hispanic	71	6	1,630	1,884	24	6
Hispanic	1	0	7	25	16	1
Unknown Ethnicity	21	6	231	325	35	101

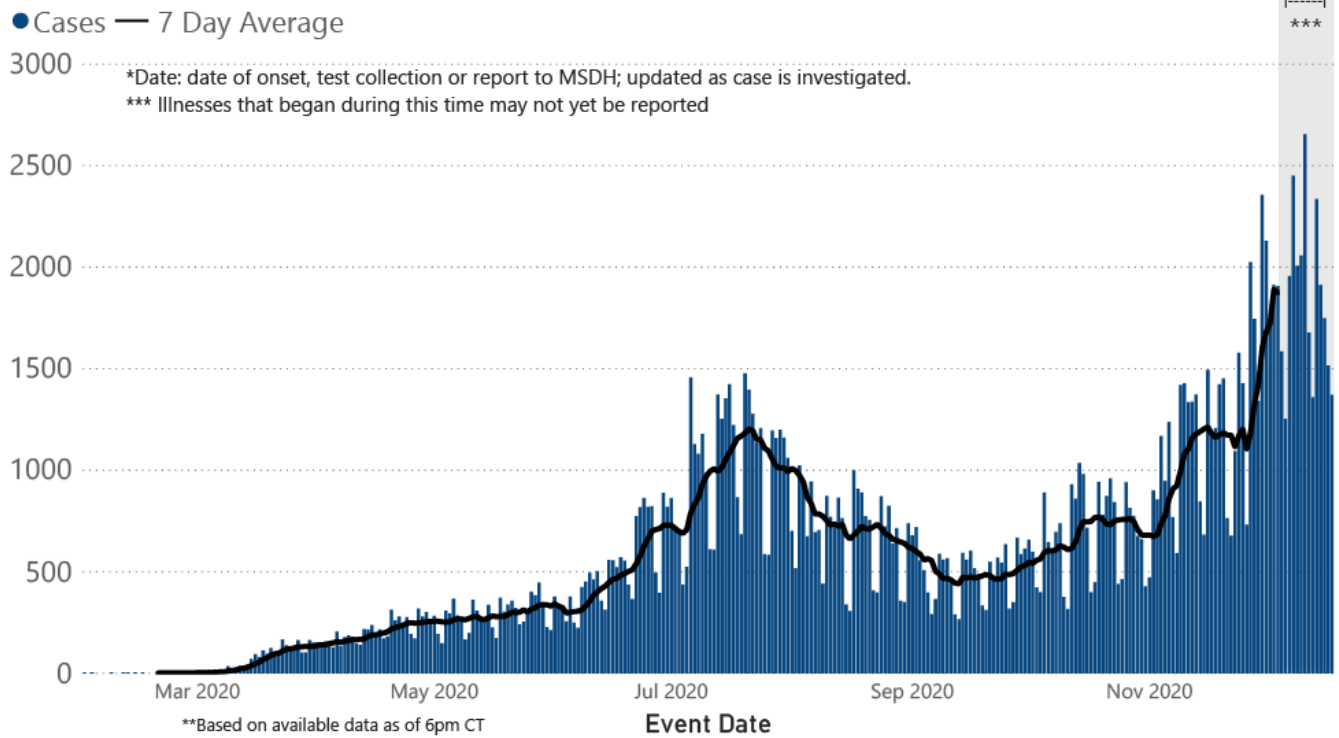
Daily Statewide Data Charts

Our state case map and other data charts are also available in interactive form.

▶ [View interactive epidemiological and surveillance charts](#)

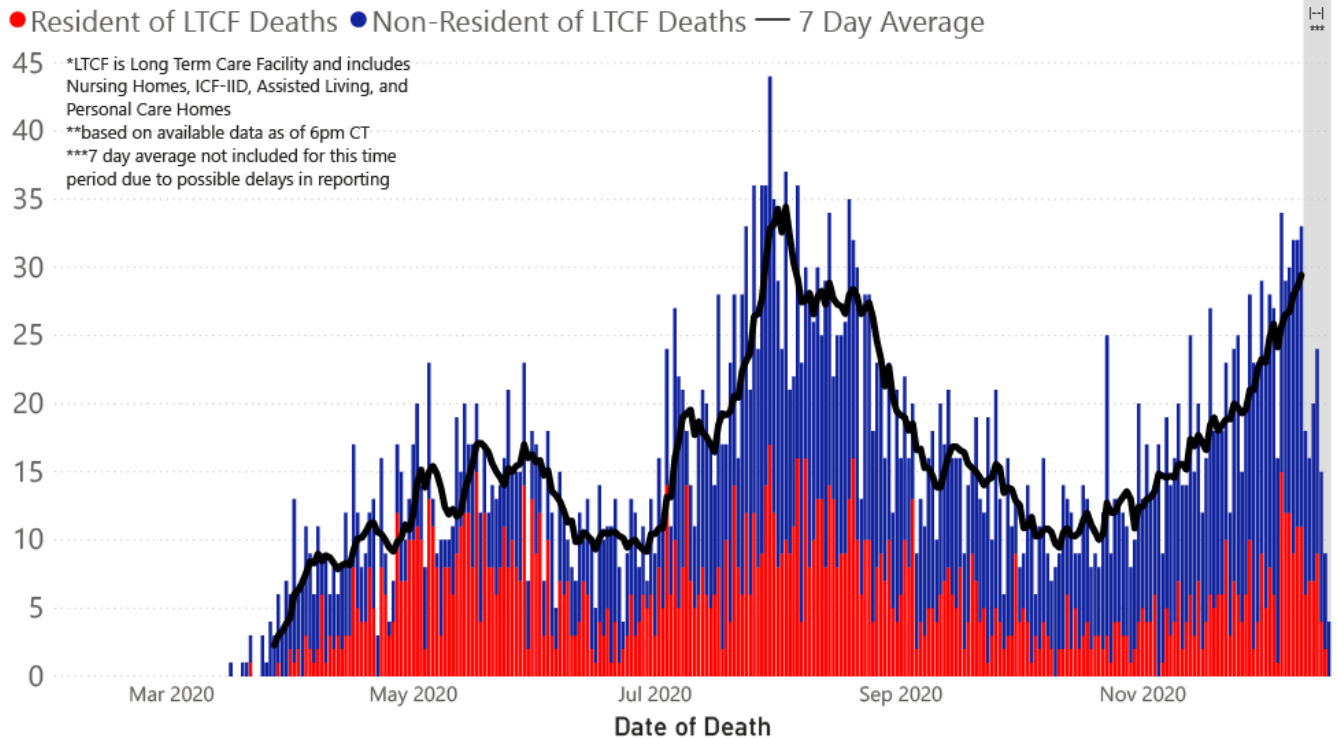
The charts below are based on available data at the time of publication. Charts do **not** include cases where insufficient details of the case are known.

COVID-19 Cases by Date* through December 18, 2020**, Mississippi

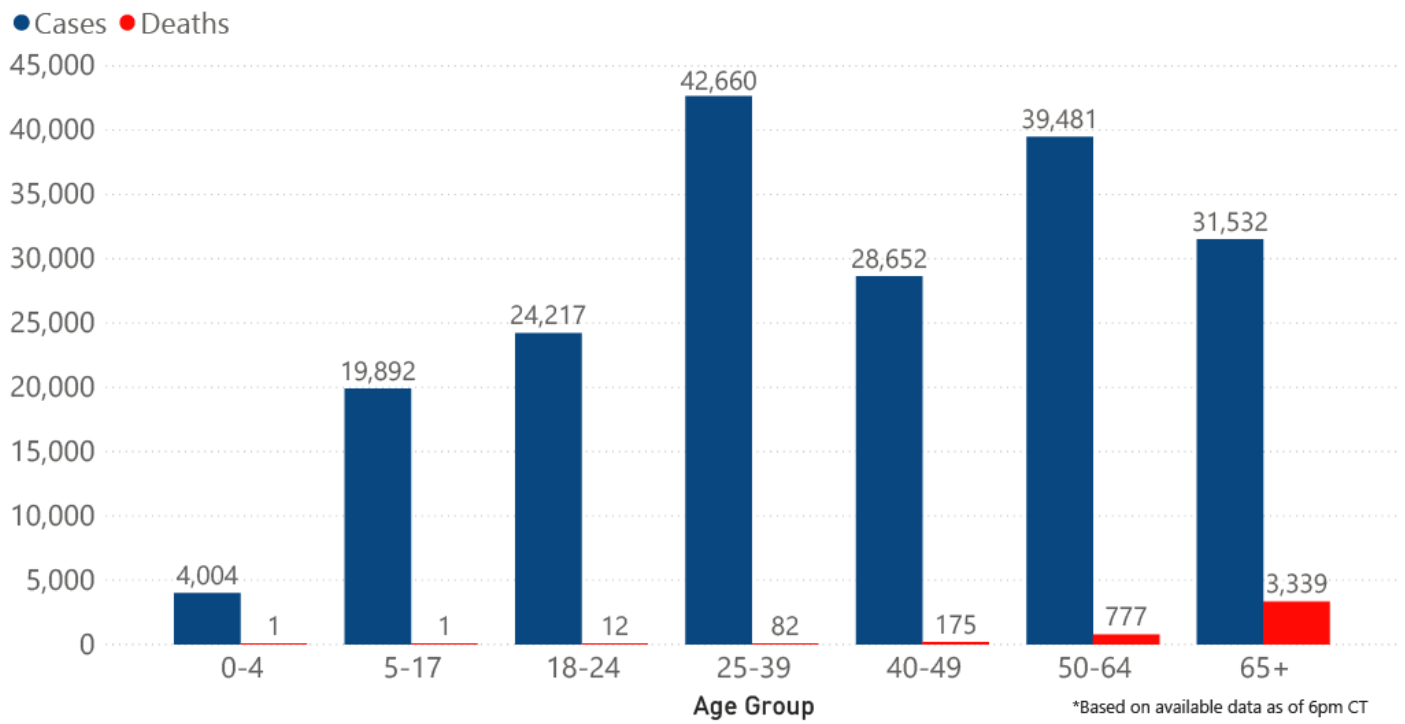


Note: Values up to two weeks in the past on the chart of Cases by Date above can change as we update it with new information from disease investigation.

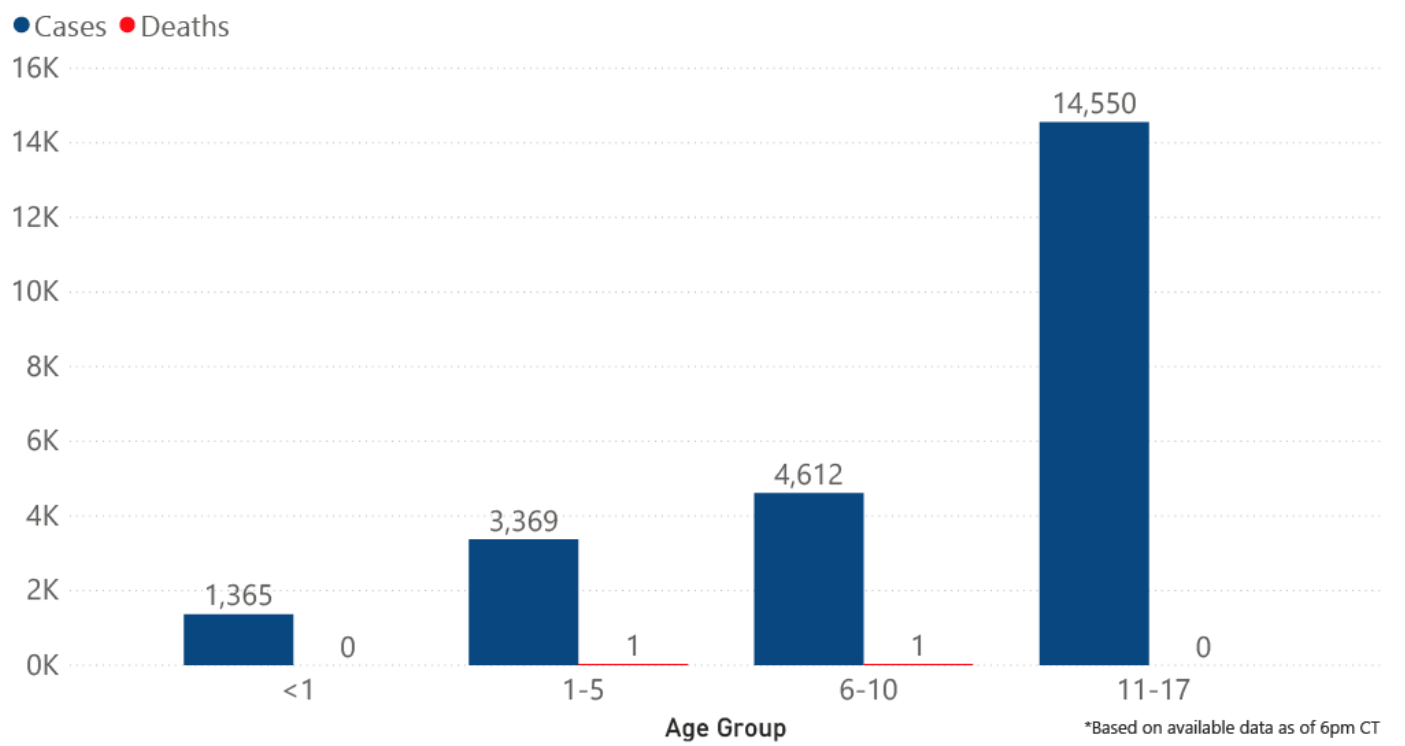
COVID-19 LTCF* and Non-LTCF Deaths by Date of Death through December 18, 2020**, Mississippi



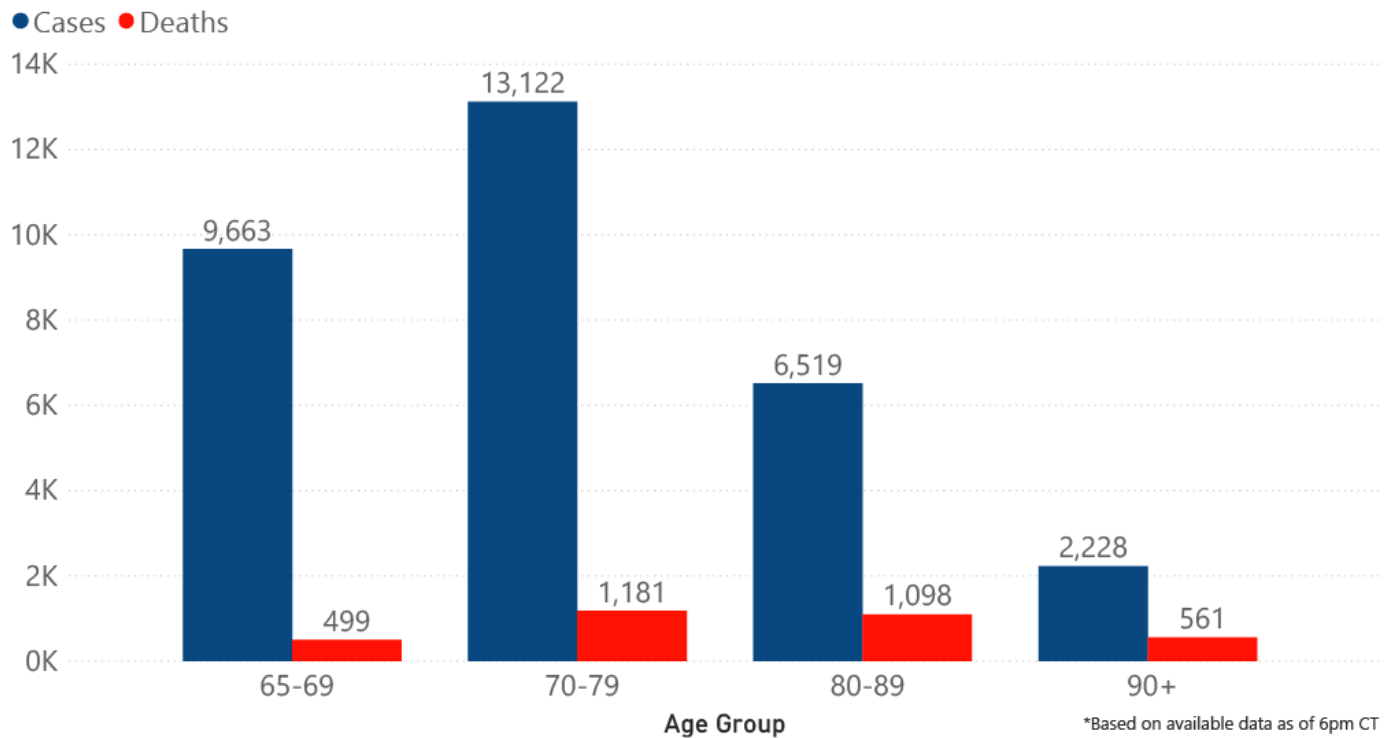
COVID-19 Cases and Deaths by Age Group through December 18, 2020*, Mississippi



COVID-19 Pediatric Cases and Deaths by Age Group through December 18, 2020*, Mississippi

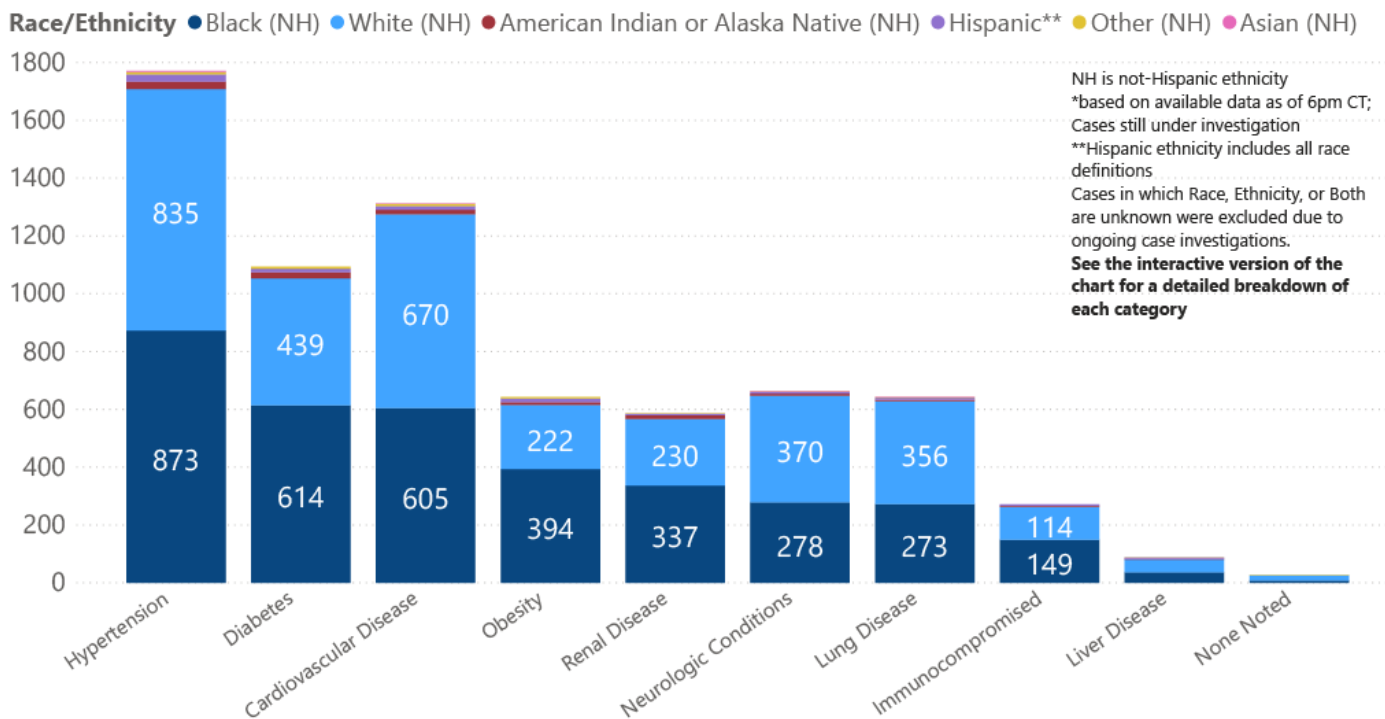


COVID-19 Geriatric Cases and Deaths by Age Group through December 18, 2020*, Mississippi

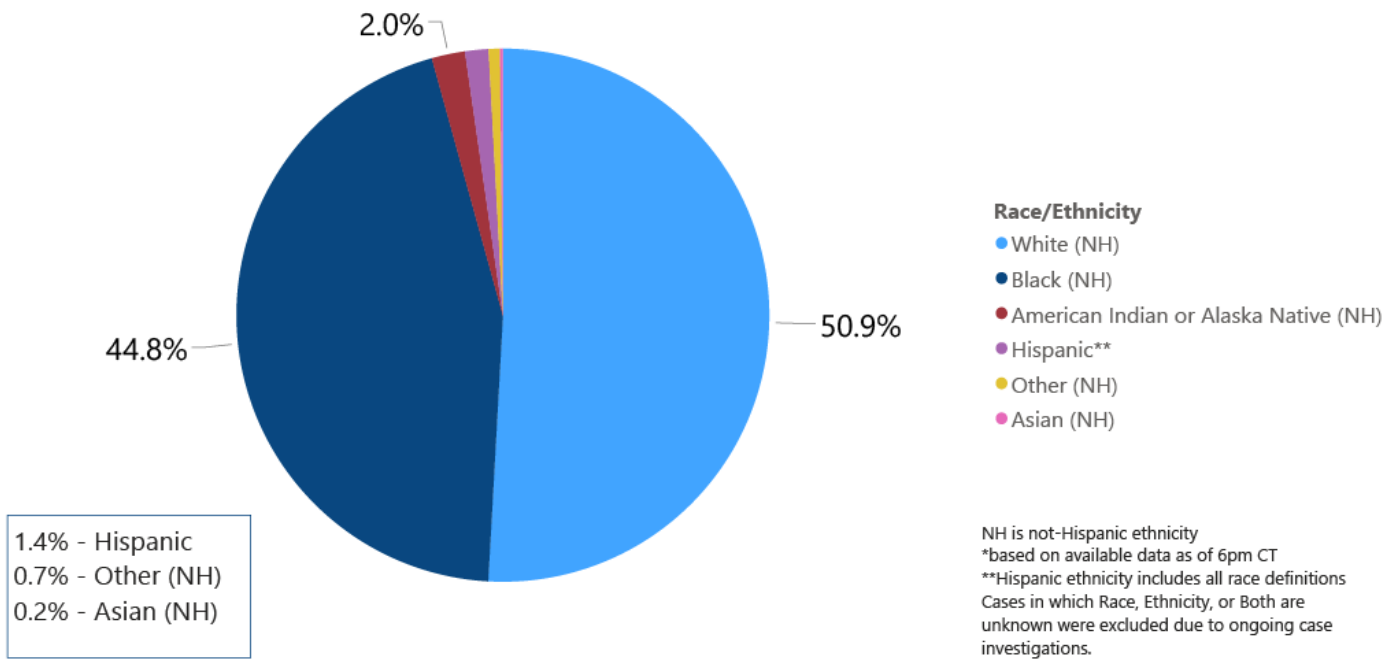


Weekly Statewide Data Summaries

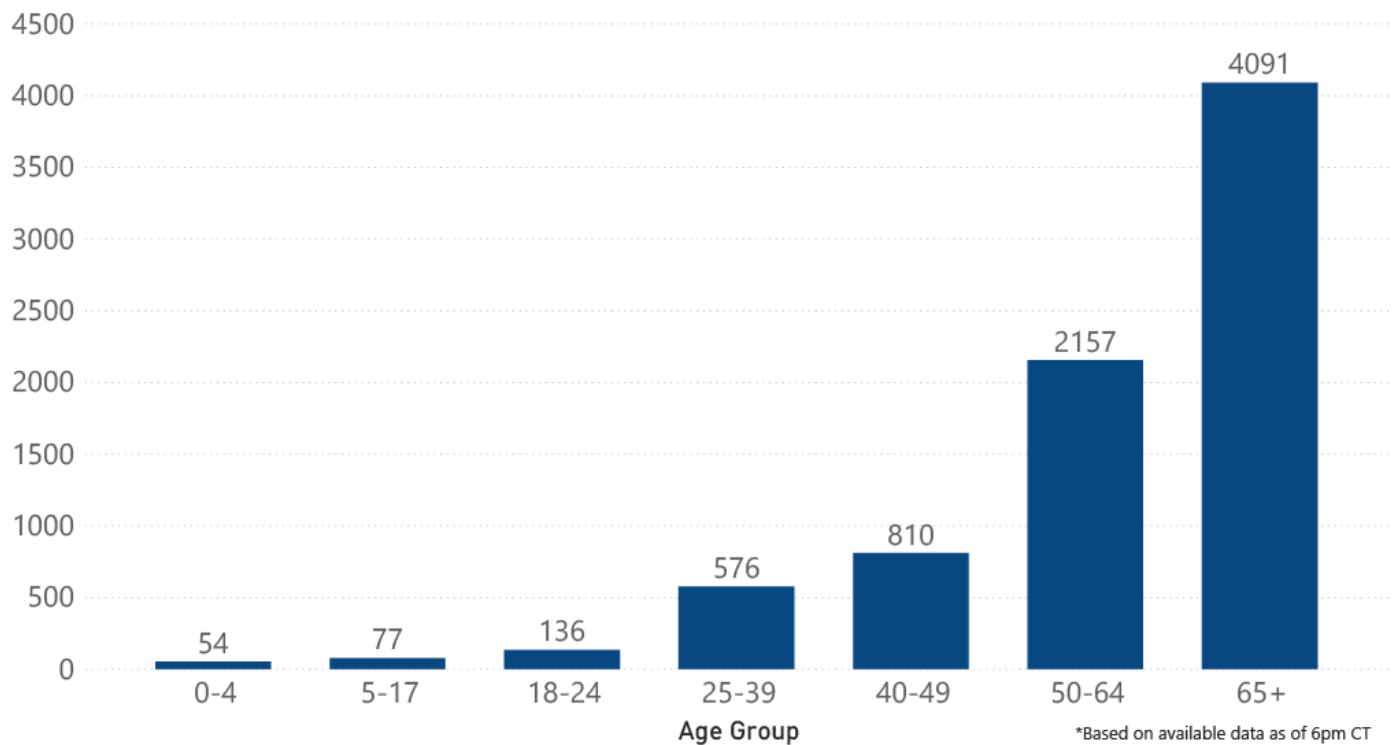
COVID-19 Underlying Conditions in Deaths by Race/Ethnicity through December 13, 2020*, Mississippi



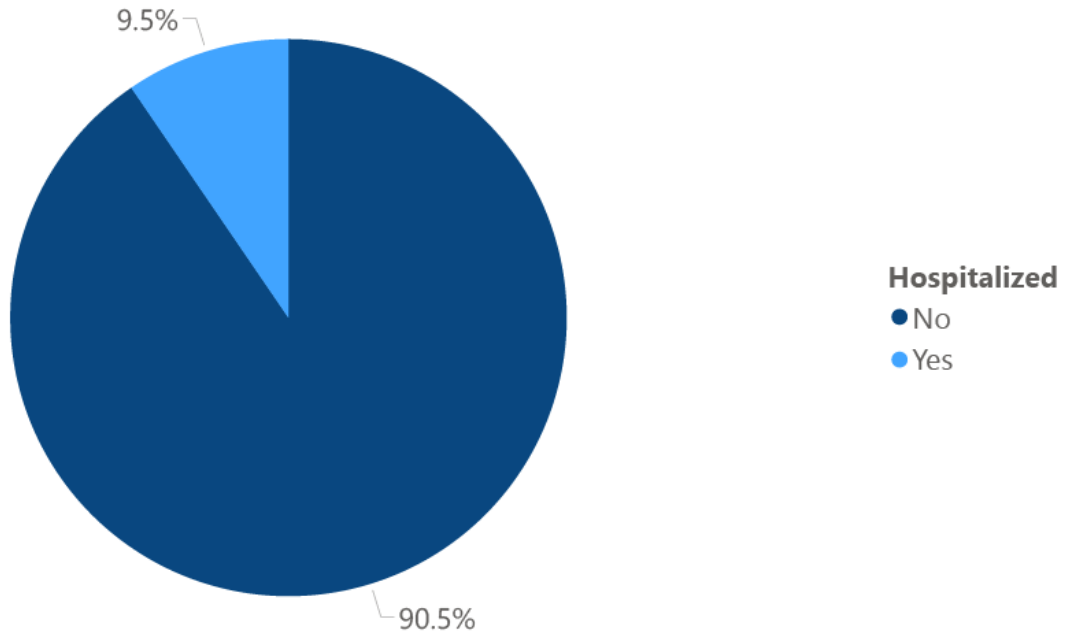
COVID-19 Deaths by Race/Ethnicity through December 13, 2020*, Mississippi



COVID-19 Hospitalized Cases by Age through December 13, 2020*, Mississippi

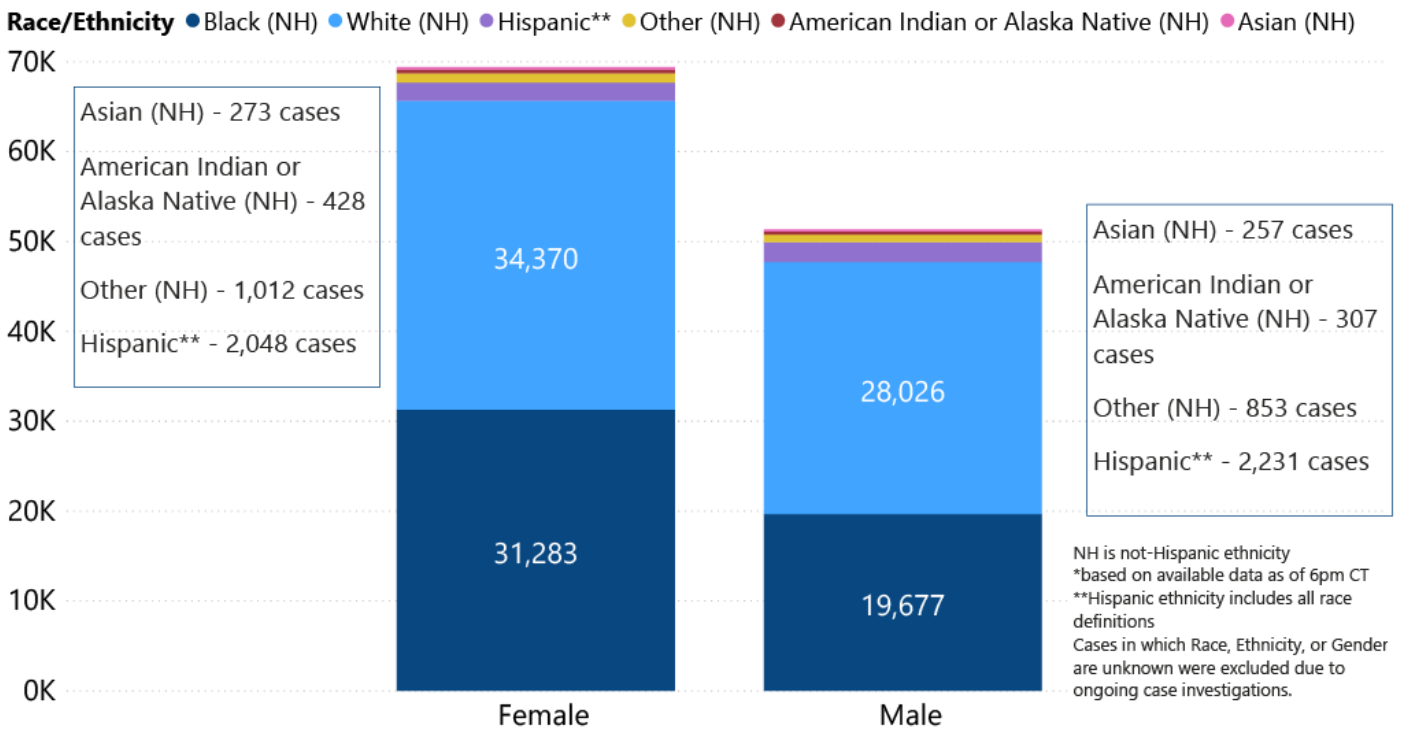


COVID-19 Cumulative Hospitalizations- Investigated Cases December 13, 2020 *



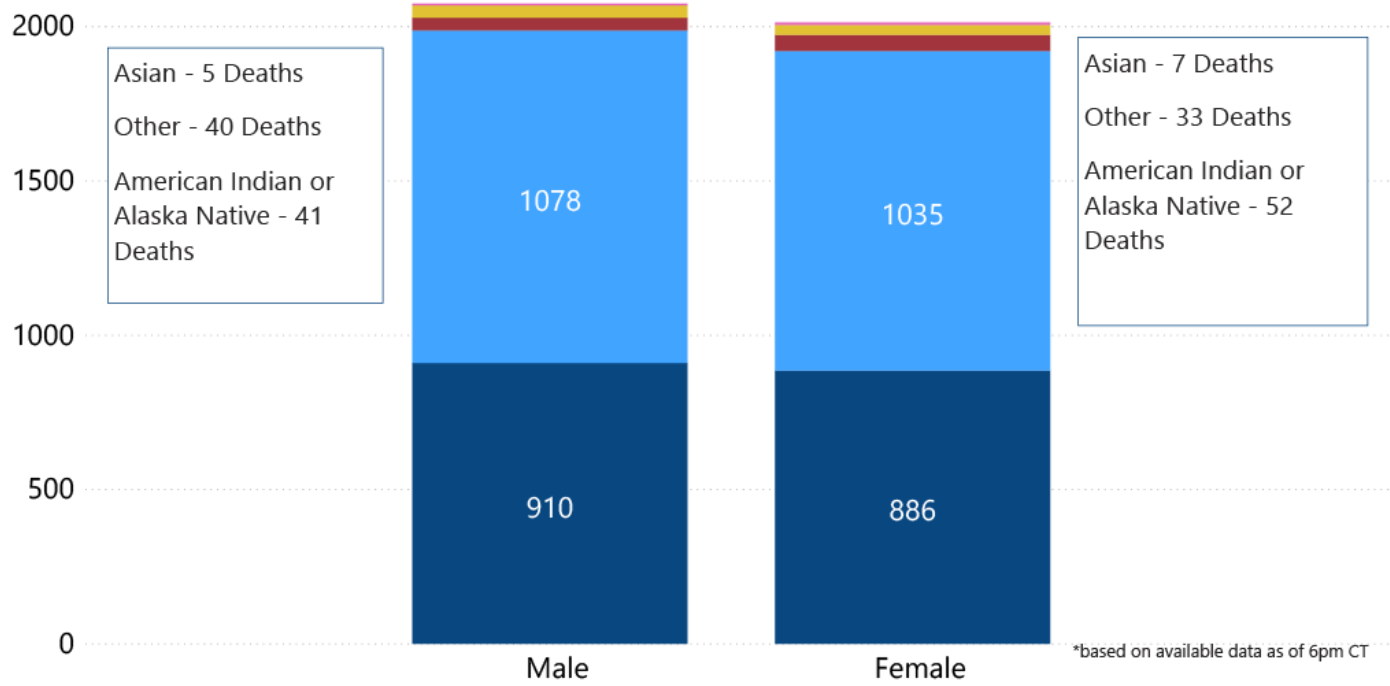
* Cases in which hospitalization is unknown were excluded due to ongoing case investigations; based on available data as of 6 pm CT

COVID-19 Cases by Race/Ethnicity and Gender through December 13, 2020*, Mississippi

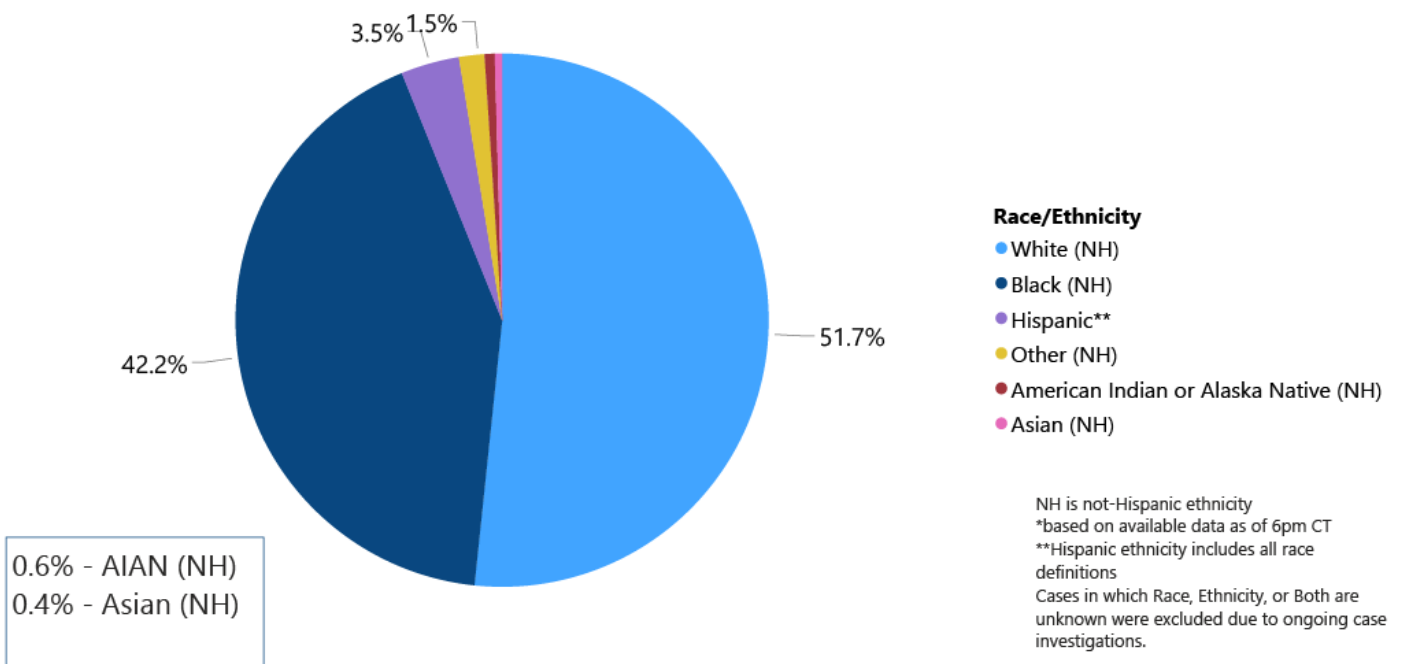


COVID-19 Deaths by Race and Gender through December 13, 2020*, Mississippi

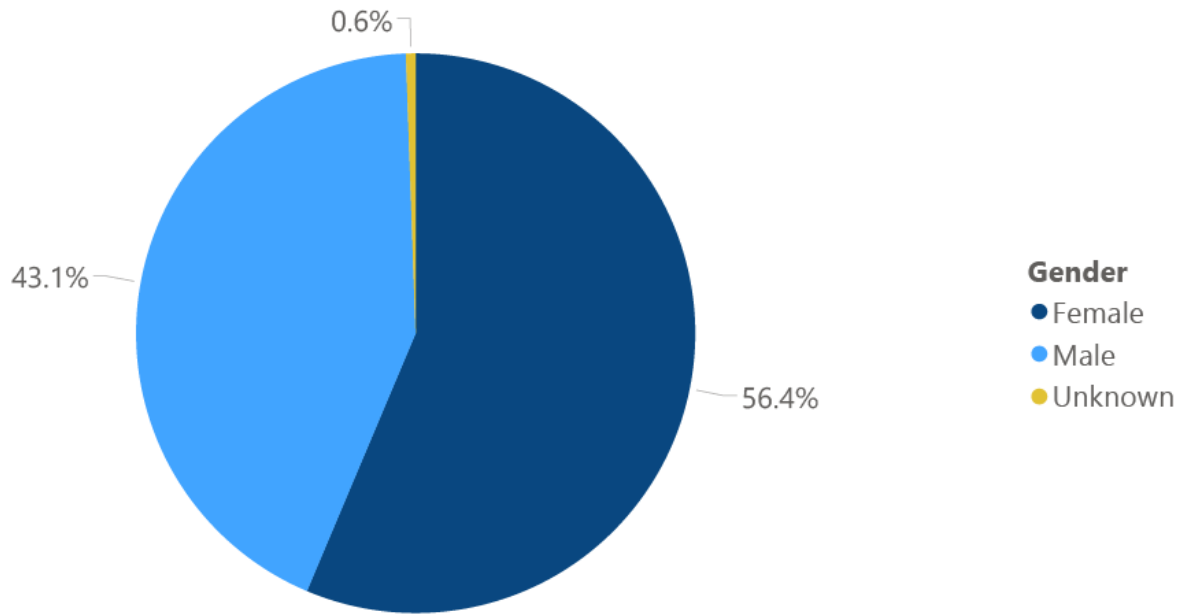
Race ● Black ● White ● American Indian or Alaska Native ● Other ● Asian



COVID-19 Cases by Race/Ethnicity through December 13, 2020*, Mississippi



COVID-19 Cases by Gender through December 13, 2020*, Mississippi



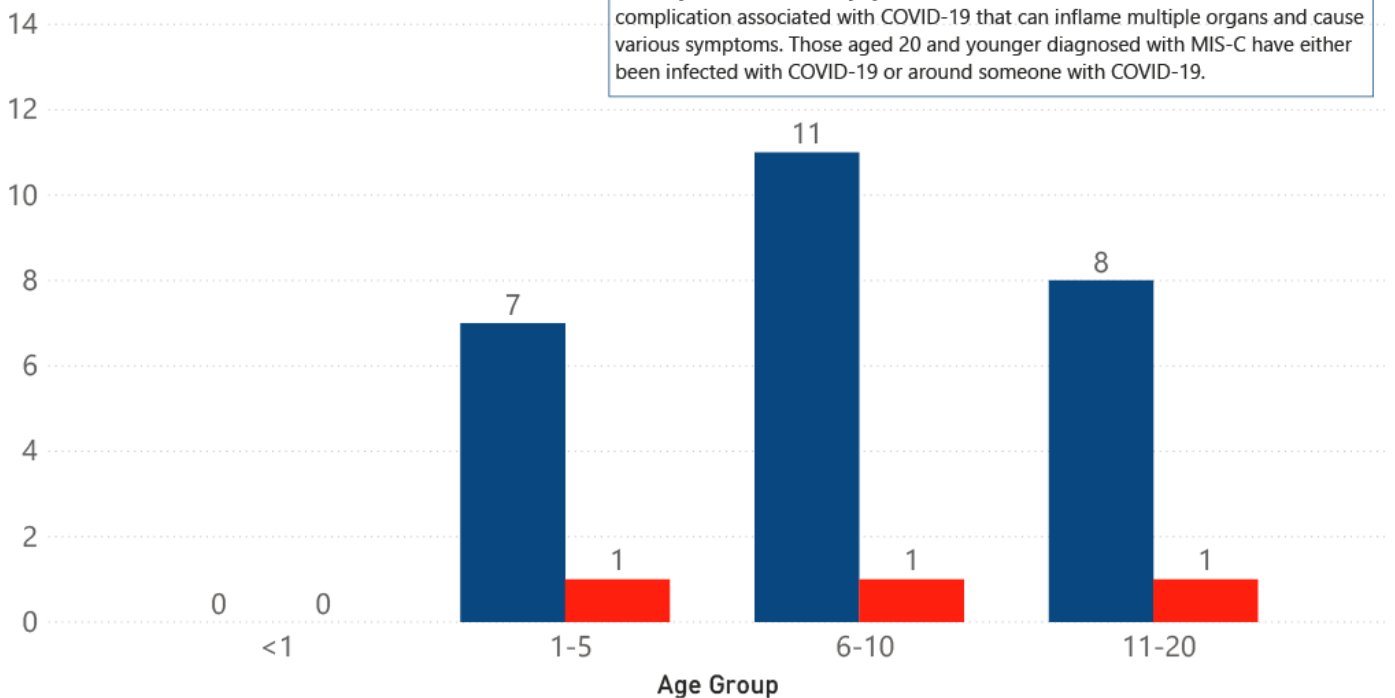
*Based on available data as of 6pm CT

Weekly Pediatric MIS-C Cases and Deaths

[Multisystem inflammatory syndrome in children \(MIS-C\)](#) is a rare but serious condition associated with COVID-19 that causes inflammation in many body parts, including the heart and other vital organs.

MIS-C* Cases and Deaths by Age Group through December 13, 2020, Mississippi

● MIS-C Cases ● MIS-C Deaths



Weekly High Case and High Incidence Counties

Tracking counties with recent high numbers of COVID-19 cases, adjusted for population, provides insight on where local outbreaks are most serious, and where protective measures should be increased. For more accurate reporting, these weekly charts include sample collection dates only up to seven days in the past to allow for case investigation and delays in lab test reports.

Cases counts in these charts is based on the date of illness onset. If the date of illness is not known, the date the test sample was taken, or the date of test result reporting is used instead. Counts are adjusted as cases are investigated.

Counties are ranked by highest weekly case counts, and by weekly incidence (cases proportional to population). A separate table ranking all counties is also available. **All tables updated weekly.**

► [Full tables of counties ranked by weekly incidence and cases](#) PDF

COVID-19 High Incidence MS Counties Over 2 Week Period (November 23-December 6, 2020*)

County	Cases (November 23-December 6)	Cases per 100,000 (November 23-December 6)	Cases to Date (through December 6)	Cases per 100,000 Total	Percent Change
ISSAQUENA	19	1431.8	130	9796.5	17%
COVINGTON	259	1389.8	1455	7807.5	22%
AMITE	162	1317.4	696	5659.9	30%
WEBSTER	127	1310.8	552	5697.2	30%
ATTALA	224	1232.5	1334	7340.2	20%
KEMPER	119	1221.5	541	5553.3	28%
WINSTON	217	1208.6	1411	7858.5	18%
MONTGOMERY	118	1207.2	841	8603.6	16%
PONTOTOC	379	1178.0	2341	7276.1	19%
GREENE	160	1177.7	747	5498.3	27%
PANOLA	394	1152.3	2531	7402.3	18%
LEE	983	1150.6	5819	6810.9	20%

*based on available data as of 6pm CT
 Cases based on test date. Cases without test date excluded due to ongoing investigations.
 Table will be updated weekly. A one week lag is used for reporting.

COVID-19 High Case MS Counties Over 2 Week Period (November 23-December 6, 2020*)

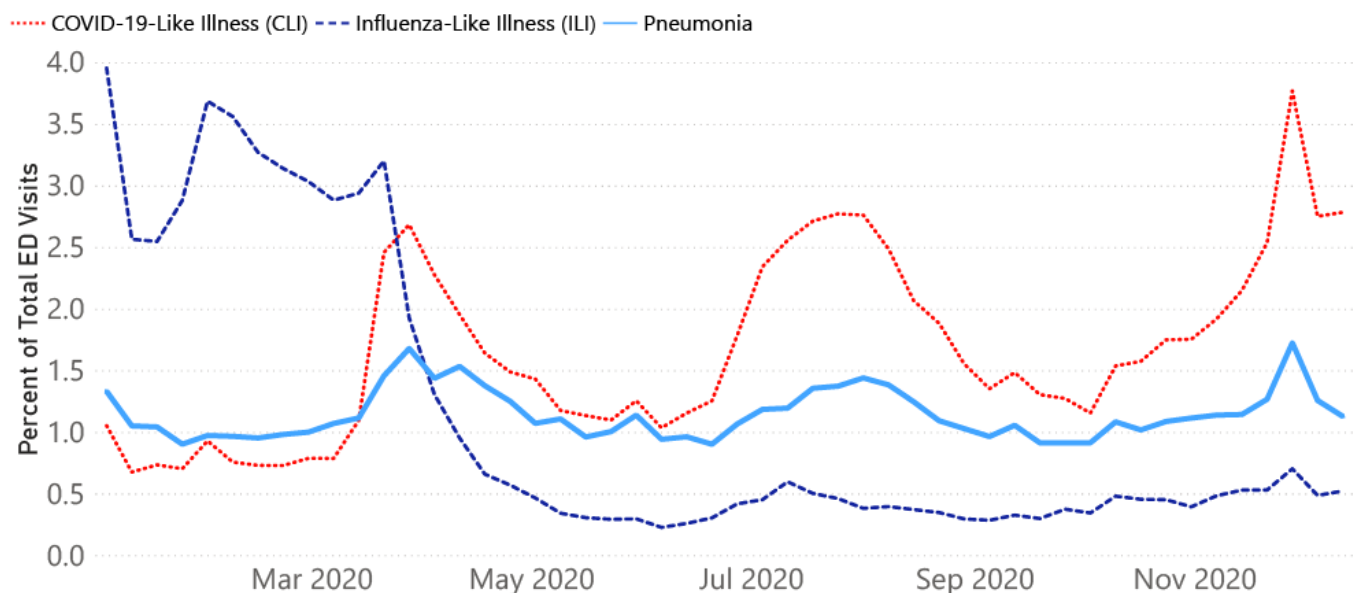
County	Cases (November 23-December 6)	Cases per 100,000 (November 23-December 6)	Cases to Date (through December 6)	Cases per 100,000 Total	Percent Change
DESOTO	1554	840.2	11265	6091.0	16%
HINDS	1428	615.9	11149	4808.9	15%
RANKIN	1279	823.7	6710	4321.5	24%
HARRISON	1059	508.9	8014	3851.4	15%
LEE	983	1150.6	5819	6810.9	20%
MADISON	814	766.0	5511	5185.7	17%
JACKSON	811	564.7	7048	4907.5	13%
JONES	583	856.1	4068	5973.7	17%
LAUDERDALE	519	700.2	3947	5324.8	15%
LOWNDES	497	848.2	2838	4843.4	21%
FORREST	485	647.6	4218	5631.7	13%
PANOLA	394	1152.3	2531	7402.3	18%

*based on available data as of 6pm CT
 Cases based on test date. Cases without test date excluded due to ongoing investigations.
 Table will be updated weekly. A one week lag is used for reporting.

Syndromic Surveillance

Emergency department visits by those with symptoms characteristic of COVID-19, influenza and pneumonia, updated weekly.

Percentage of Emergency Department and Clinic visits for CLI, ILI, and Pneumonia Cases Weekly Statewide Summary, January 4, 2020 - December 12, 2020



*The graph represents syndromic surveillance data from emergency department visits, reported electronically by hospitals throughout the state, that are consistent with COVID-19-Like Illness (CLI), Influenza-Like Illness (ILI), and Pneumonia. Based on available data as of 6pm CT. Graph will be updated weekly.

Estimated Recoveries

Presumed COVID-19 cases recovered, estimated weekly (does not include cases still under investigation).

COVID-19 Presumed Recovered Cases through December 13, 2020, Mississippi

148,466

Presumed Recovered*

*Reflects Provisional Estimates. Presumed Recovered if:

- 1) It has been 14 days or more since the case tested positive, if they were not hospitalized
- 2) It has been 21 days or more since the case tested positive, if they were hospitalized or hospitalization was unknown.

All deaths excluded. Presumed recovered counts will be updated weekly.

U.S. and World Cases

- ▶ [COVID-19 cases in the United States \(CDC\)](#)
- ▶ [U.S. COVID-19 Tracker \(CDC\)](#)
- ▶ [COVID-19 Global Case Map \(Johns Hopkins University\)](#)

COVID-19 Testing

Statewide Combined Testing as of December 12

COVID-19 testing providers around the state include commercial laboratories as well as hospital labs. Combined with testing done by the MSDH Public Health Laboratory, the figures provide a complete picture of all Mississippi testing. (Updated weekly)

PCR testing detects current, active COVID-19 infection in an individual.

Antibody (serology) testing identifies individuals with past COVID-19 infection based on antibodies they develop one to three weeks after infection.

Antigen testing is another way to identify current COVID-19 infection.

	Total tests	PCR	Antibody	Antigen
MSDH Public Health Laboratory	139,409	138,166	1,243	0
Other testing providers	1,468,394	1,075,763	56,362	336,269

Total tests for COVID-19 statewide	1,607,803	1,213,929	57,605	336,269
------------------------------------	------------------	------------------	---------------	----------------

MSDH Individuals Tested as of December 18

MSDH Public Health Laboratory (MPHL) testing totals as of 3 p.m. These totals are for tests performed at the MPHL only.

- Total individuals tested by the MPHL: **95,236**
- Total positive individuals from MPHL tests: **11,178**

Getting Tested for COVID-19

The MSDH Public Health Laboratory, its partners, and private providers are testing statewide for COVID-19.

Anyone with symptoms of fever, severe cough or severe chest pains – especially those who are older or in poor health – should make arrangements for testing with their doctor or one of the many healthcare providers now performing testing. Always call ahead to the testing provider for instructions on safely being examined before you visit for your test.

Free testing: Free drive-through testing sites are offered at county health departments on a weekly schedule by appointment.

- ▶ [Find a COVID-19 testing provider near you](#)
- ▶ [Free COVID-19 rapid testing schedule](#)

Prevention and Guidance for Individuals and the Community

- ▶ [Preventive steps to take, recommendations, guidance and general information on COVID-19](#)

Get COVID-19 e-mail updates daily with our free newsletter: [+](#)

Last reviewed on Mar 5,

2020

[error on this](#)

[email page](#)

[print](#)

Related resources

- ▶ [IT IS REAL: COVID-19 as Told by Survivors](#)
- ▶ [Free COVID-19 Testing and Local Testing Providers](#)
- ▶ [COVID-19 Guidance and Prevention for Individuals and the Community](#)
Updated December 16, 2020

More topics

- ▶ [\[Espanol, Tieng Viet, ASL \]](#)
- ▶ [County Data](#)
- ▶ [Diagnostic Testing EUA](#)
- ▶ [Handouts and Posters](#)
- ▶ [Healthcare Professionals](#)
- ▶ [Interactive Map and Charts](#)
- ▶ [Long-Term Care Outbreaks](#)
- ▶ [Prevention and Safety Guidance](#)
- ▶ [School Cases and Outbreaks](#)
- ▶ [Testing for COVID-19](#)
- ▶ [Vaccination Against COVID-19: Questions & Answers](#)



AGENCY

- About Us
- Administration
- Board of Health
- County Offices
- Institutional Review
- Jobs
- Locations
- Public Health Laboratory
- RFPs/Grants
- More »*

Intranet

- OHIT+ER Service Center
- Webmail

INFORMATION

- Apps
- Calendar of Events
- Contact Us
- Meetings
- Health Resources
- Hotlines
- Locations
- News
- Newsletter
- Phone Numbers
- Español

I NEED A ...

- Birth Certificate
- Certificate of Need
- Children's Health Insurance
- Complaint Form

Criminal History Check
Death Certificate
Divorce Record
Food Permit
Immunization Record
J-1 Visa
License Verification
Marriage Record
Professional License
Public Records Request
Wastewater Application

PUBLICATIONS

Annual Report
CON Weekly Reports
Health Facilities Directory
Mississippi Morbidity Reports
Public Health Report
State Health Plan
Strategic Plan
More »

Mississippi State Department of Health • 570 East Woodrow Wilson Dr • Jackson, MS 39216 • 866-HLTHY4U • [Contact and information](#)

