



Coronavirus Disease 2019 (COVID-19)

Updated December 20, 2020

Mississippi Coronavirus Hotline (7 days a week, 7 a.m.–7 p.m.): **877-978-6453**

[COVID-19 vaccinations: Questions, answers and latest information »](#)

Advisory from the State Health Officer on social gatherings: Due to rapidly rising COVID-19 cases, all residents of Mississippi should avoid any social gathering that includes individuals outside of the immediate family or household. MSDH recommends that Mississippians only participate in work, school or other absolutely essential activities, and avoid gatherings such as social events, sporting events, in-person church services, and weddings and funerals unless they involve only close family (preferably outdoors).

General Information

- ▶ [COVID-19 vaccinations](#)
- ▶ [Counties with mask mandates and gathering restrictions](#)
- ▶ [COVID-19 overview, questions and answers, and other resources](#)
- ▶ [COVID-19 and You: Video Q & A with State Health Officer Dr. Thomas Dobbs](#)
- ▶ [ASL, Spanish and Vietnamese materials](#)

Professionals

Guidance and more →

- ▶ [Healthcare guidance](#)
- ▶ [Electronic reporting](#)
- ▶ [Vaccine providers](#)
- ▶ [Specimens](#)
- ▶ [Lab dropoff](#)
- ▶ [Facilities guidance](#)
- ▶ [MS-HAN Alerts](#)

[ALL HEALTHCARE](#)

Current Cases and Statistics

County and state data →

- ▶ [Today's update](#)
- ▶ [County data reports](#)
- ▶ [State data charts](#)
- ▶ [Hospitalizations](#)
- ▶ [School and LTCF data](#)
- ▶ [Lab testing](#)
- ▶ [Recoveries](#)

[ALL STATISTICS](#)

Prevention, Testing and Guidance

Personal and community →

- ▶ [Getting tested](#)
- ▶ [Personal protection](#)
- ▶ [Gatherings and events](#)
- ▶ [Business and community](#)
- ▶ [School guidelines](#)
- ▶ [State agencies](#)
- ▶ [Vaccinations](#)

[ALL GUIDANCE](#)

Home isolation is mandatory if you have tested positive for COVID-19 by [order of the State Health Officer](#). (If you are awaiting results of routine testing *not* related to exposure, you may [return to work](#) and follow the safety guidance

of your employer.)

Quarantine is mandatory for household members of someone who has COVID-19. Home quarantine permits working under certain circumstances.

[More about isolation and quarantine »](#)

COVID-19 in Mississippi

New Cases and Deaths as of December 19

NEW CASES

2,222

New COVID-19 positive test results reported to MSDH as of 6 p.m. yesterday.

NEW DEATHS

19

New COVID-19 related deaths reported to MSDH as of 6 p.m. yesterday. Two deaths occurred December 18 in the counties below.

County	Total
Pearl River	2

17 COVID-19 related deaths occurred between November 22 and December 14, identified from death certificate reports.

County	Total
Amite	1
Bolivar	1
Clay	1
Desoto	1
Harrison	1
Jefferson Davis	1
Jones	1
Lamar	1
Leake	1
Lee	1
Pontotoc	1
Scott	1
Tippah	1

County	Total
Warren	1
Yazoo	3

LTC OUTBREAKS

235

Current outbreaks in long-term care facilities only. (See [LTC facility outbreak definition.](#))

About our case counts: We currently update our case totals each day based on test results from the previous day. Outside laboratories also report positive test results to us, which are included in our totals. Multiple positive tests for the same individual are counted only once. County case numbers and deaths may change as investigation finds new or additional information.

County COVID-19 Data

Race and Ethnicity

- ▶ [Total COVID-19 cases and deaths by county, race and ethnicity](#) PDF
Current and past data tables, updated daily

Data Snapshots for Individual Counties

- ▶ [Weekly COVID-19 snapshots for each Mississippi county](#)

High Cases and Incidence

- ▶ [Map of Mississippi counties by 7-day incidence](#)
- ▶ [Table of counties ranked by weekly cases and incidence](#)

Cumulative Cases and Deaths by County

Totals of all reported COVID-19 cases for 2020, including those in long-term care (LTC) facilities.

The numbers in this table are provisional. County case numbers and deaths may change as investigation finds new or additional information. The data provided below is the most current available.

Long-term care cases and death totals will resume on Monday.

County	Total Cases	Total Deaths
Adams	1709	53
Total	194,333	4,409

County	Total Cases	Total Deaths
Alcorn	1937	38
Amite	794	20
Attala	1537	43
Benton	604	20
Bolivar	3035	92
Calhoun	991	16
Carroll	892	17
Chickasaw	1429	35
Choctaw	451	10
Claiborne	660	18
Clarke	1112	55
Clay	1183	30
Coahoma	1824	48
Copiah	2050	42
Covington	1679	63
De Soto	13081	128
Forrest	4792	93
Franklin	518	6
George	1594	33
Greene	923	25
Grenada	1840	54
Hancock	1687	50
Harrison	9478	135
Hinds	12849	236
Holmes	1512	63
Humphreys	669	22
Issaquena	140	4
Itawamba	1993	46
Jackson	7946	147
Jasper	1188	24
Jefferson	450	13
Jefferson Davis	709	22
Total	194,333	4,409

County	Total Cases	Total Deaths
Jones	4689	93
Kemper	624	19
Lafayette	3834	70
Lamar	3707	54
Lauderdale	4487	164
Lawrence	876	16
Leake	1777	46
Lee	6853	109
Leflore	2436	98
Lincoln	2326	73
Lowndes	3700	77
Madison	6482	126
Marion	1601	58
Marshall	2656	59
Monroe	2667	83
Montgomery	923	30
Neshoba	2738	133
Newton	1429	32
Noxubee	857	18
Oktibbeha	3066	67
Panola	2890	67
Pearl River	2238	77
Perry	788	30
Pike	2019	65
Pontotoc	2789	35
Prentiss	1890	40
Quitman	567	7
Rankin	7902	143
Scott	1931	36
Sharkey	371	17
Simpson	1825	57
Smith	933	17
Stone	1052	18
Total	194,333	4,409

County	Total Cases	Total Deaths
Sunflower	2217	57
Tallahatchie	1133	29
Tate	2207	54
Tippah	1770	38
Tishomingo	1420	50
Tunica	694	19
Union	2466	27
Walthall	916	32
Warren	2318	69
Washington	3839	111
Wayne	1544	25
Webster	656	17
Wilkinson	498	22
Winston	1650	44
Yalobusha	878	30
Yazoo	1948	50
Total	194,333	4,409

Case Classifications

Mississippi investigates and reports both probable and confirmed cases and deaths according to the [CSTE case definition](#).

	Confirmed	Probable	Total
Cases	139,515	54,818	194,333
Deaths	3,645	764	4,409

Confirmed cases and deaths are generally determined by positive PCR tests, which detect the presence of ongoing coronavirus infection.

Probable cases are those who test positive by other testing methods such as antibody or antigen, and have recent symptoms consistent with COVID-19, indicating a recent infection.

Probable deaths are those individuals with a designation of COVID-19 as a cause of death on the death certificate, but where no confirmatory testing was performed.

Deaths from COVID-19 and Other Causes

This table of death counts compares COVID-19 deaths in Mississippi by week with deaths from other major causes, including contributing and underlying causes.

► [Mississippi Provisional Death Counts by Week](#)
Updated weekly

K-12 School Report

Mississippi K-12 schools make weekly reports of cases among students, teachers and staff, number of outbreaks, and teachers and students under quarantine as a result of COVID-19 exposure. An outbreak in a school setting is defined as 3 or more individuals diagnosed with COVID-19 in the same group within a 14-day period.

Note: These cases have been directly reported to MSDH by each school, and may not yet have appeared in our state and county totals of cases reported by laboratories.

- ▶ [K-12 reports of COVID-19 school cases, outbreaks and exposure](#)

Updated weekly

Long-Term Care Facility Cases and Outbreaks

Long-term care (LTC) facilities like nursing homes are considered high risk locations because their residents are older or in poor health. A single confirmed COVID-19 infection in an LTC facility resident, or more than one infection in employees or staff in a 14-day period constitutes an outbreak. Residential care facilities also represent group living facilities where COVID-19 can be easily spread. We investigate residents, staff and close contacts of infected individuals for possible exposure.

These outbreak figures are reported directly to MSDH by the facility. Many of the cases and deaths reported by facilities may not yet be included in our totals of lab-reported cases.

- ▶ [Mississippi COVID-19 cases and deaths in long-term care facilities](#) PDF

Long-term care facilities include nursing homes, personal care homes, assisted living homes, and intermediate care facilities for individuals with intellectual disability (ICF-IID)

- ▶ [Mississippi COVID-19 cases and deaths in residential care facilities](#) PDF

Residential care facilities include psychiatric or chemical dependency residential treatment centers and long-term acute care facilities.

Ongoing Outbreaks in Nursing Homes

Data such as illness in residents and staff, deaths in residents, as well as a number of other data elements are now publicly available on the website of the Centers for Medicare and Medicaid (CMS). MSDH is providing the following links to view this data, which is reported directly by nursing homes and is updated daily.

Note: Cases and deaths listed on the CMS website may not have appeared yet in our county totals, which are based on reports from testing laboratories.

- ▶ [Search for nursing home COVID-19 data](#)
- ▶ [About the CMS COVID-19 dataset](#)
- ▶ [CMS state and national COVID-19 nursing home data](#)

Mississippi COVID-19 Data Charts and Maps

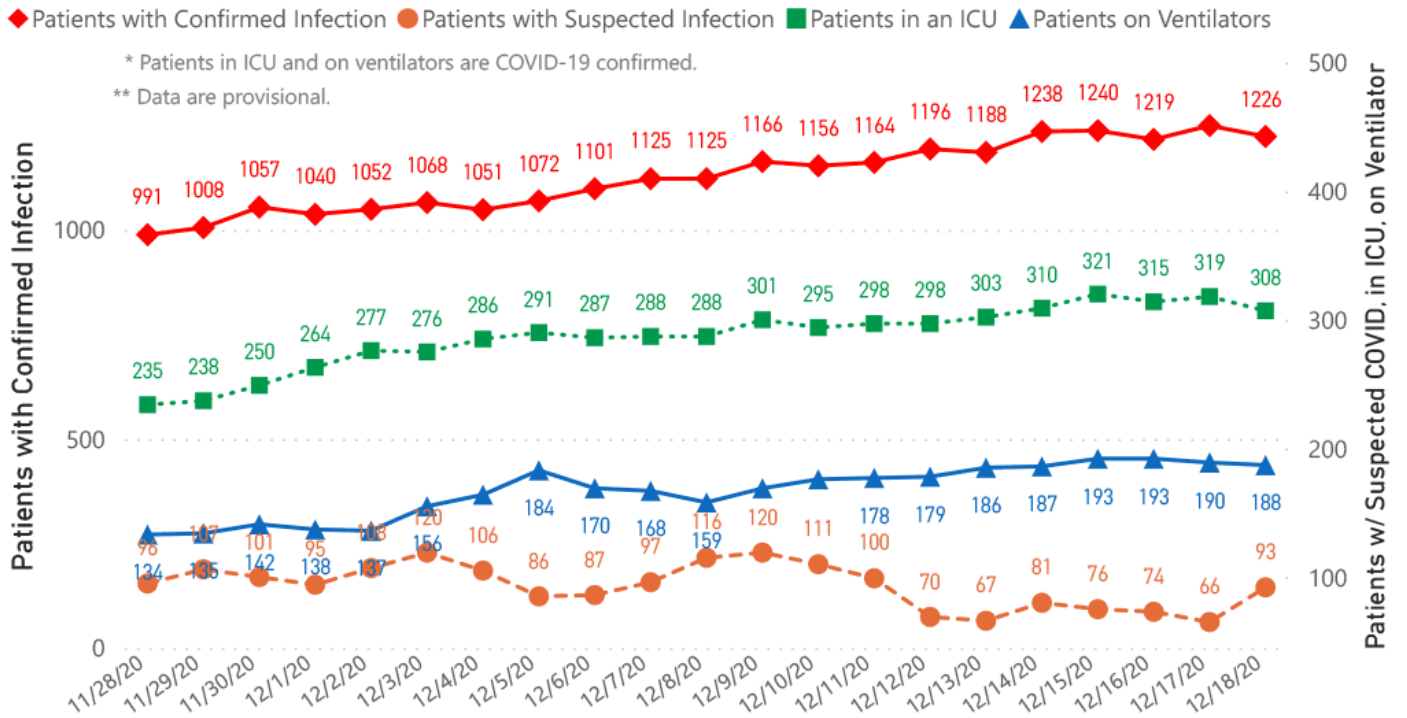
Detailed charts of COVID-19 cases, deaths and hospitalizations will resume on Sunday.

All data reports below are updated as they become available.

Hospitalizations and Bed Availability

[View interactive hospitalization charts](#)

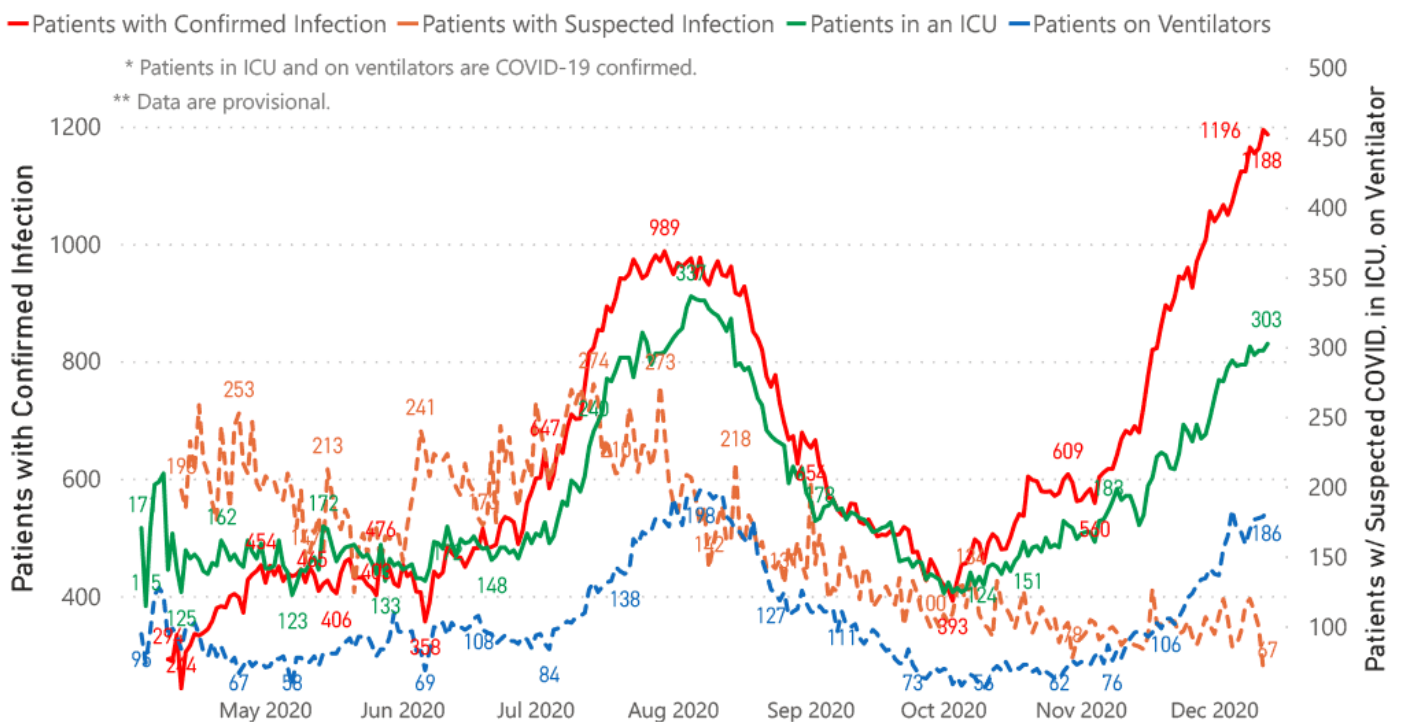
COVID-19 Hospitalizations Reported by MS Hospitals, 11/28/20-12/18/20 **, **



Hospitalization and ICU Use to Date

Updated weekly

COVID-19 Hospitalizations Trends, Reported by MS Hospitals as of 12/13/20 **, **



Daily Case Maps

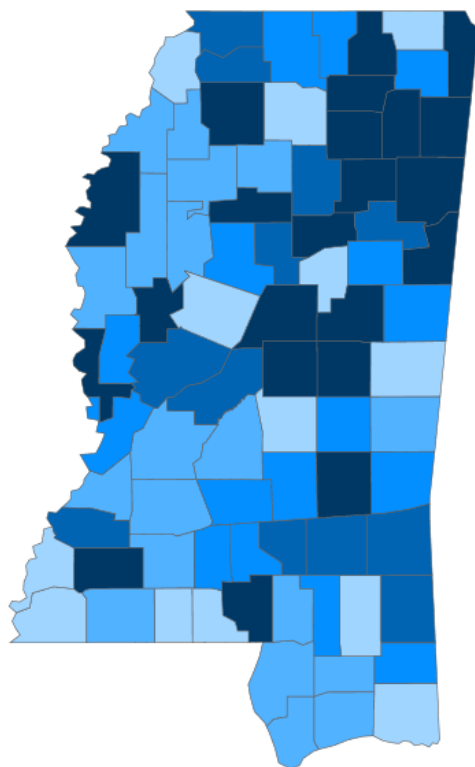
[View all interactive maps](#)

Recent COVID-19 Activity

The chart below shows counties according to COVID-19 incidence (cases by population) over the last 7 days.

[See also: Weekly county incidence tables](#)

Mississippi COVID-19 Cases Incidence Rate * as of December 18, 2020



7 Day Average
New Cases

2,023.4

7 Day Average
Incidence Rate *

71.1

Cumulative Cases

192,111

2019 Estimated Population

2,976,149

County	Incidence Rate	New Cases (7-Day Avg)	2019 Est. Population	Mask Mandate Status	Mask Mandate Started	Mask Mandate Ended
Union	138.8	40.0	28,815	Active	11/24/20	
Franklin	137.1	10.6	7,713	None		
Tippah	135.0	29.7	22,015	Active	11/24/20	
Lowndes	124.8	73.1	58,595	Active	11/24/20	
Jasper	119.5	19.6	16,383	None		
Webster	119.4	11.6	9,689	None		
Grenada	119.1	24.7	20,758	None		
Chickasaw	117.8	20.1	17,103	Active	11/24/20	
Pontotoc	108.3	34.9	32,174	Active	11/16/20	
Winston	103.4	18.6	17,955	Active	11/16/20	

● <50.0 ● 50.0 to 60.0 ● 60.0 to 70.0 ● 70.0 to 80.0 ● >80.0

* Based on average daily new cases of past 7 days per 100,000 population.

Cumulative COVID-19 Cases

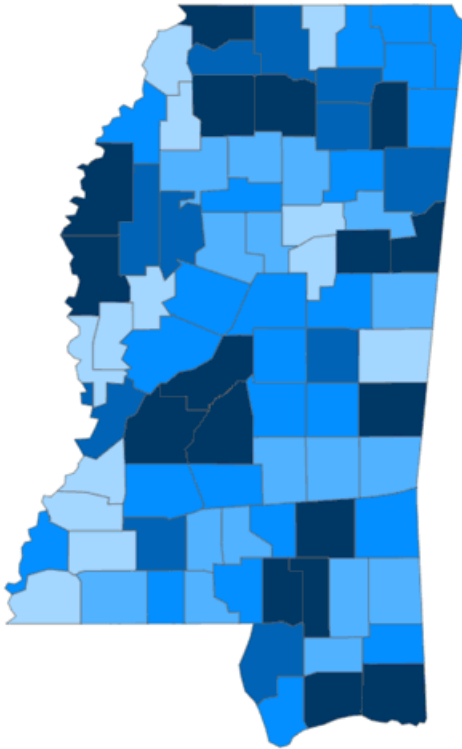
Total cases and deaths by county since the start of the pandemic.

[See also: Weekly estimate of recoveries](#)

Mississippi COVID-19
Cases and Deaths by Race with Ethnicity
as of 6 pm CT, December 18, 2020

Total Cases

192,111



● 1 to 700 ● 701 to 1400 ● 1401 to 2100 ● 2101 to 2800 ● >2800

	American Indian or Alaska Native	Asian	Black	White	Other	Unknown
Non Hispanic	759	555	53,538	67,323	1,952	1,097
Hispanic	33	23	247	1,370	2,493	306
Unknown Ethnicity	832	193	13,090	17,901	5,792	24,607

Total Deaths

4,390

	American Indian or Alaska Native	Asian	Black	White	Other	Unknown
Non Hispanic	71	6	1,630	1,884	24	6
Hispanic	1	0	7	25	16	1
Unknown Ethnicity	21	6	231	325	35	101

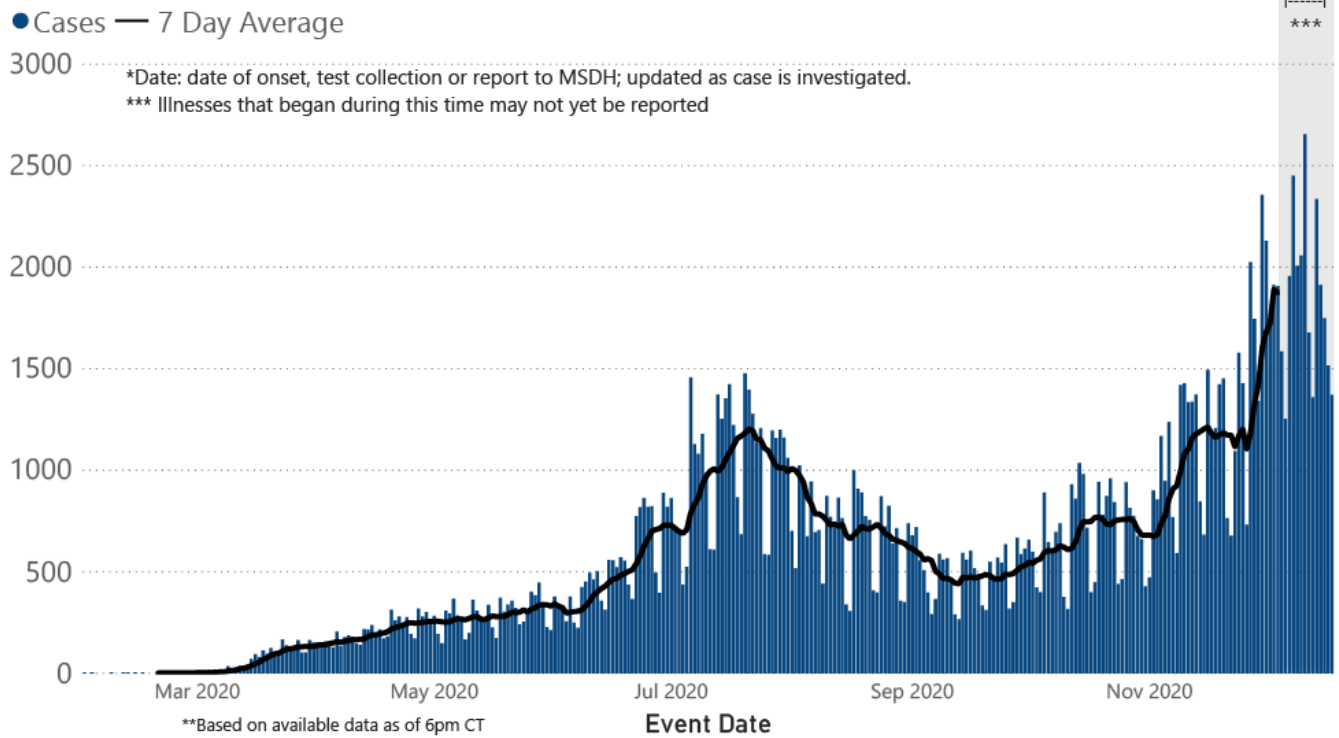
Daily Statewide Data Charts

Our state case map and other data charts are also available in interactive form.

▶ [View interactive epidemiological and surveillance charts](#)

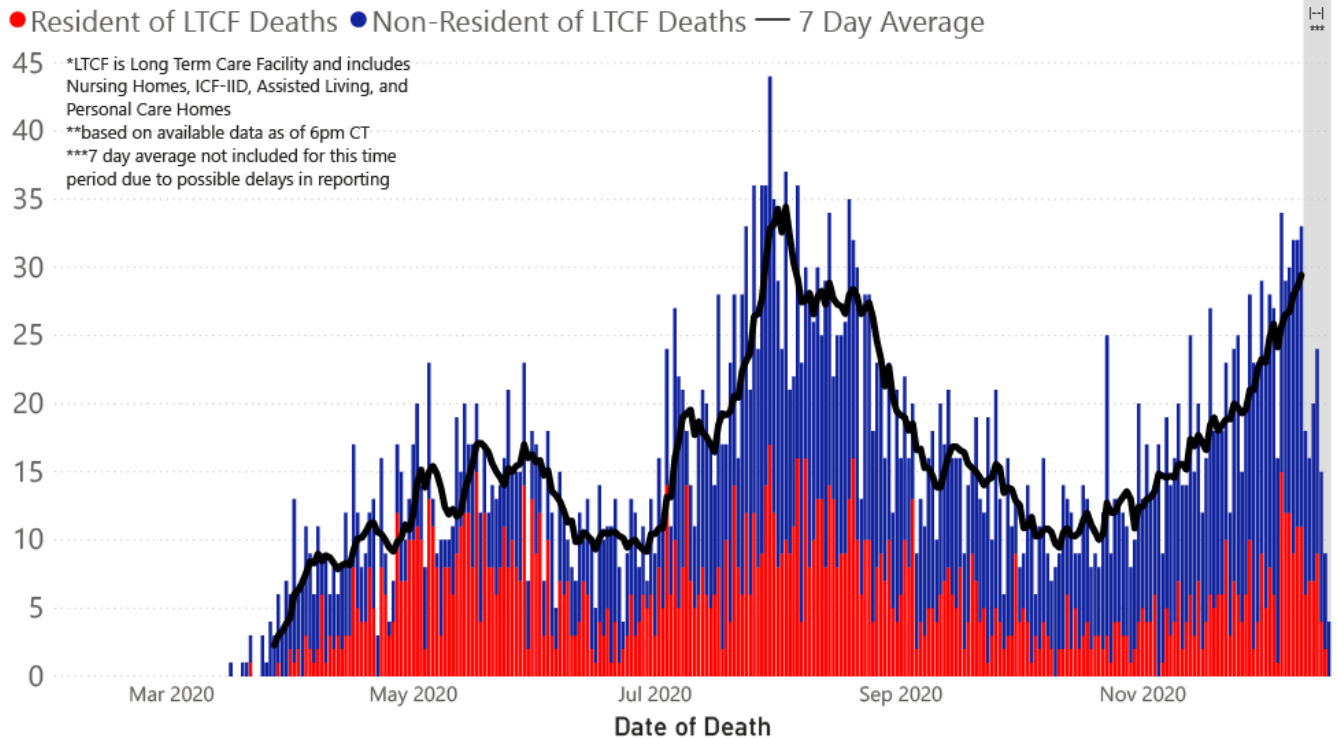
The charts below are based on available data at the time of publication. Charts do **not** include cases where insufficient details of the case are known.

COVID-19 Cases by Date* through December 18, 2020**, Mississippi

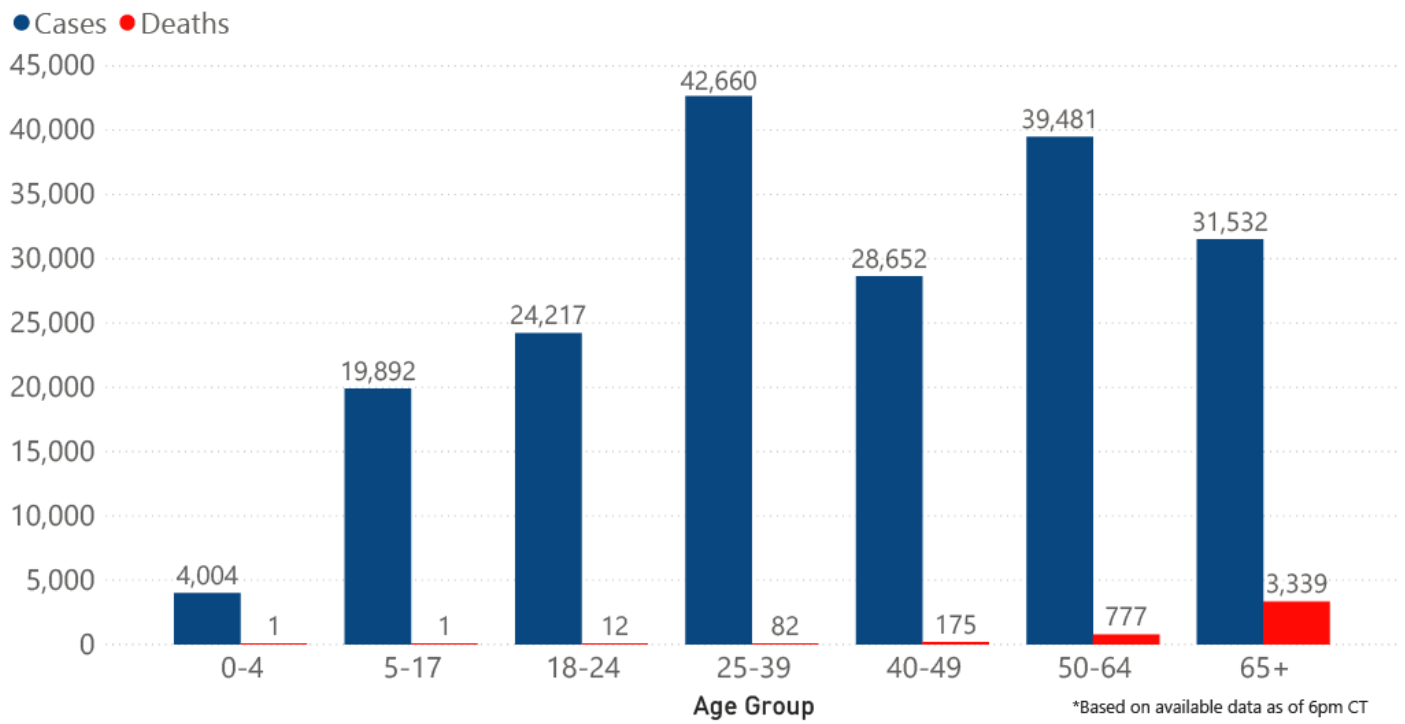


Note: Values up to two weeks in the past on the chart of Cases by Date above can change as we update it with new information from disease investigation.

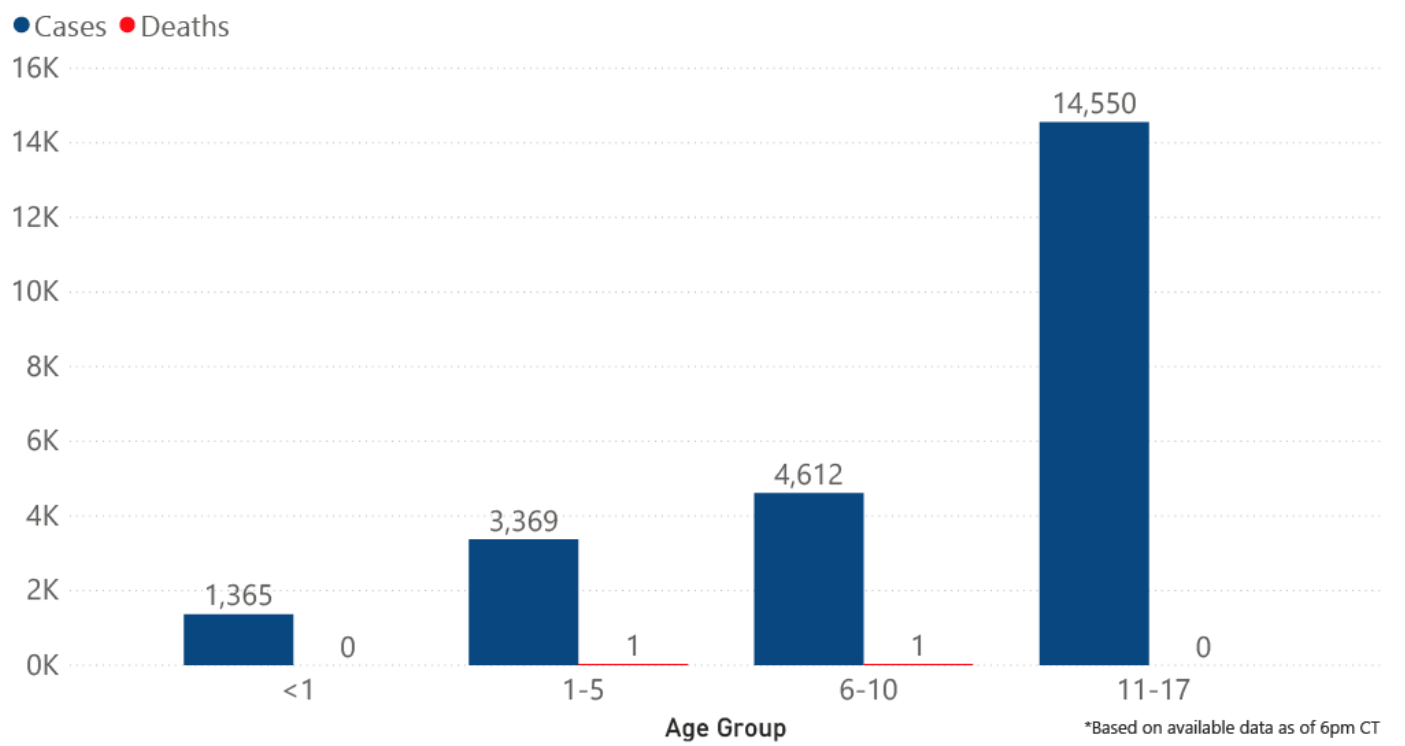
COVID-19 LTCF* and Non-LTCF Deaths by Date of Death through December 18, 2020**, Mississippi



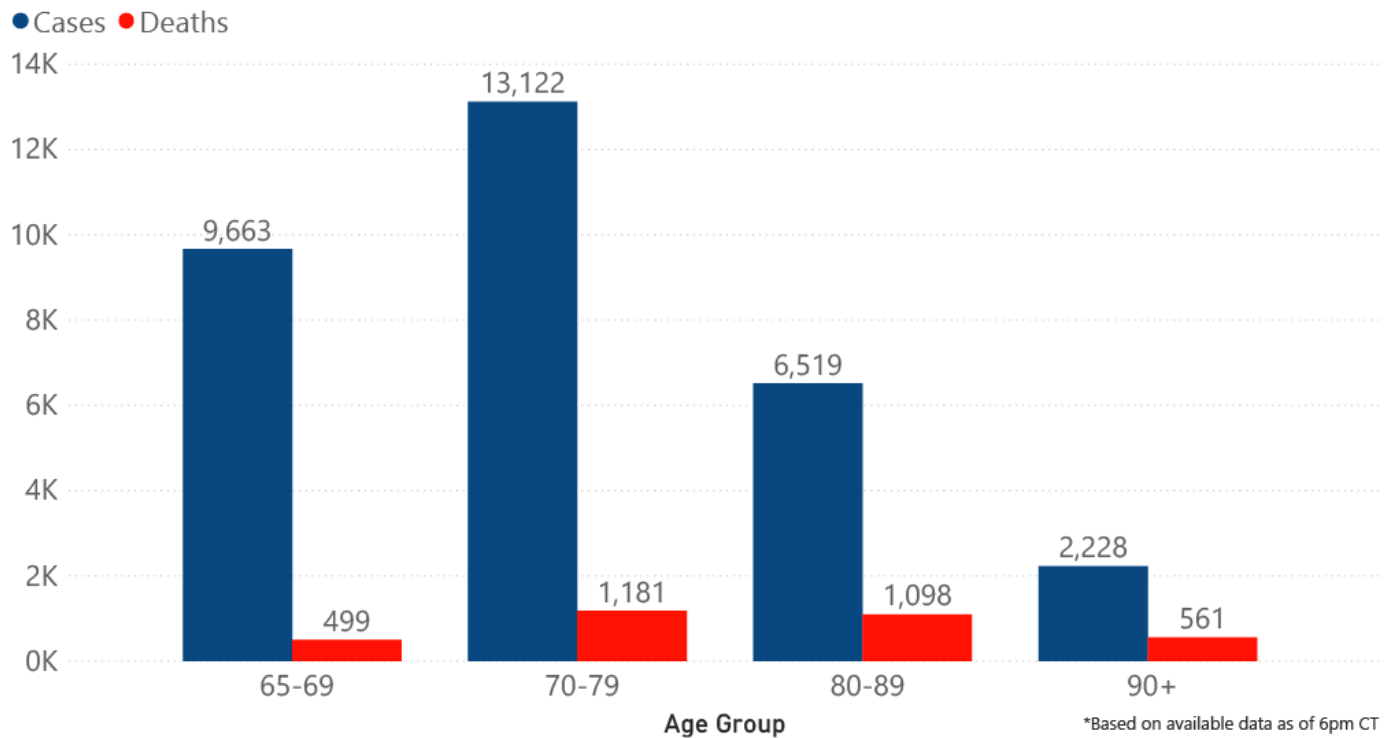
COVID-19 Cases and Deaths by Age Group through December 18, 2020*, Mississippi



COVID-19 Pediatric Cases and Deaths by Age Group through December 18, 2020*, Mississippi

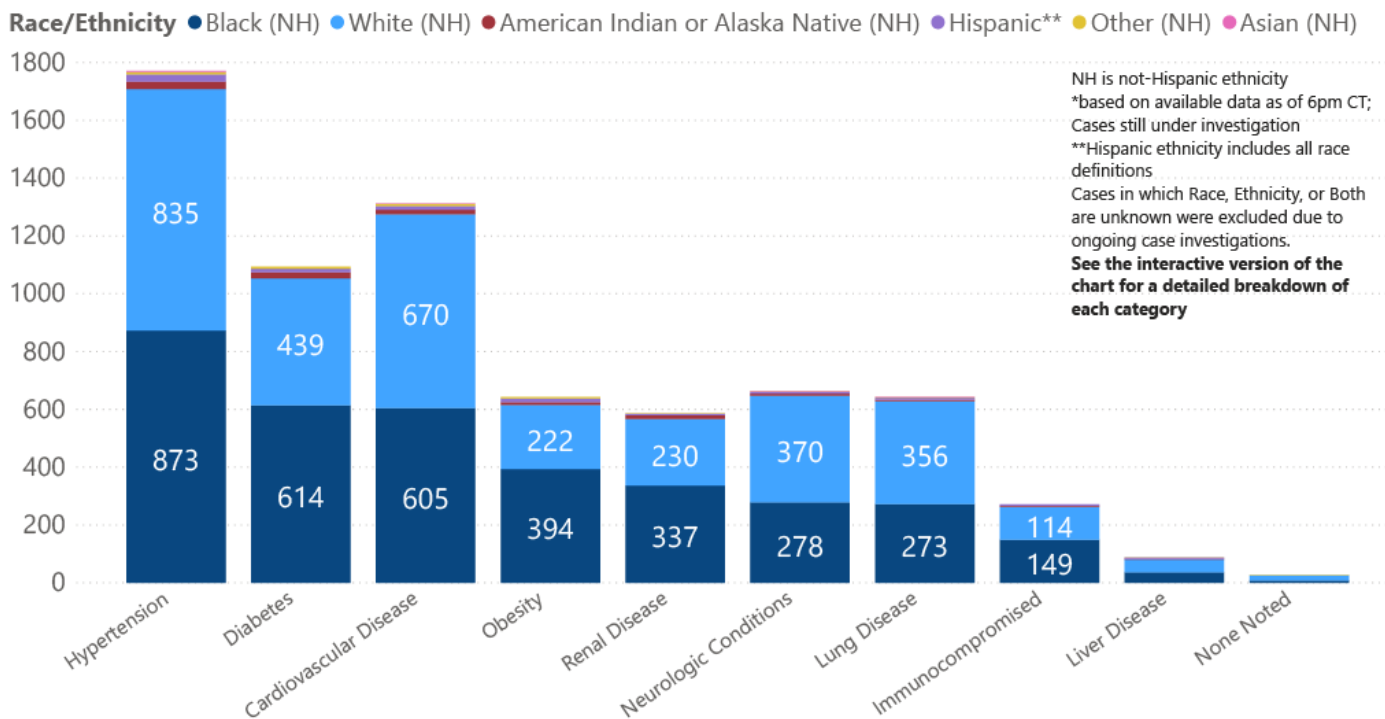


COVID-19 Geriatric Cases and Deaths by Age Group through December 18, 2020*, Mississippi

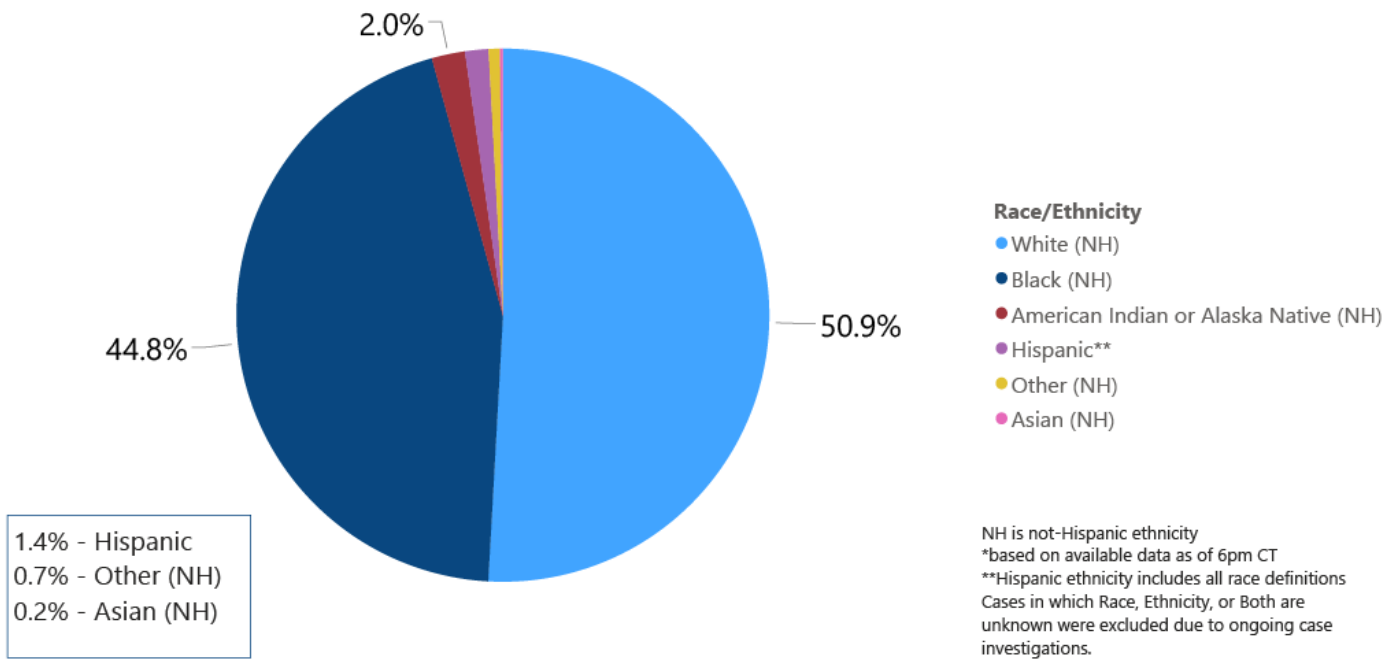


Weekly Statewide Data Summaries

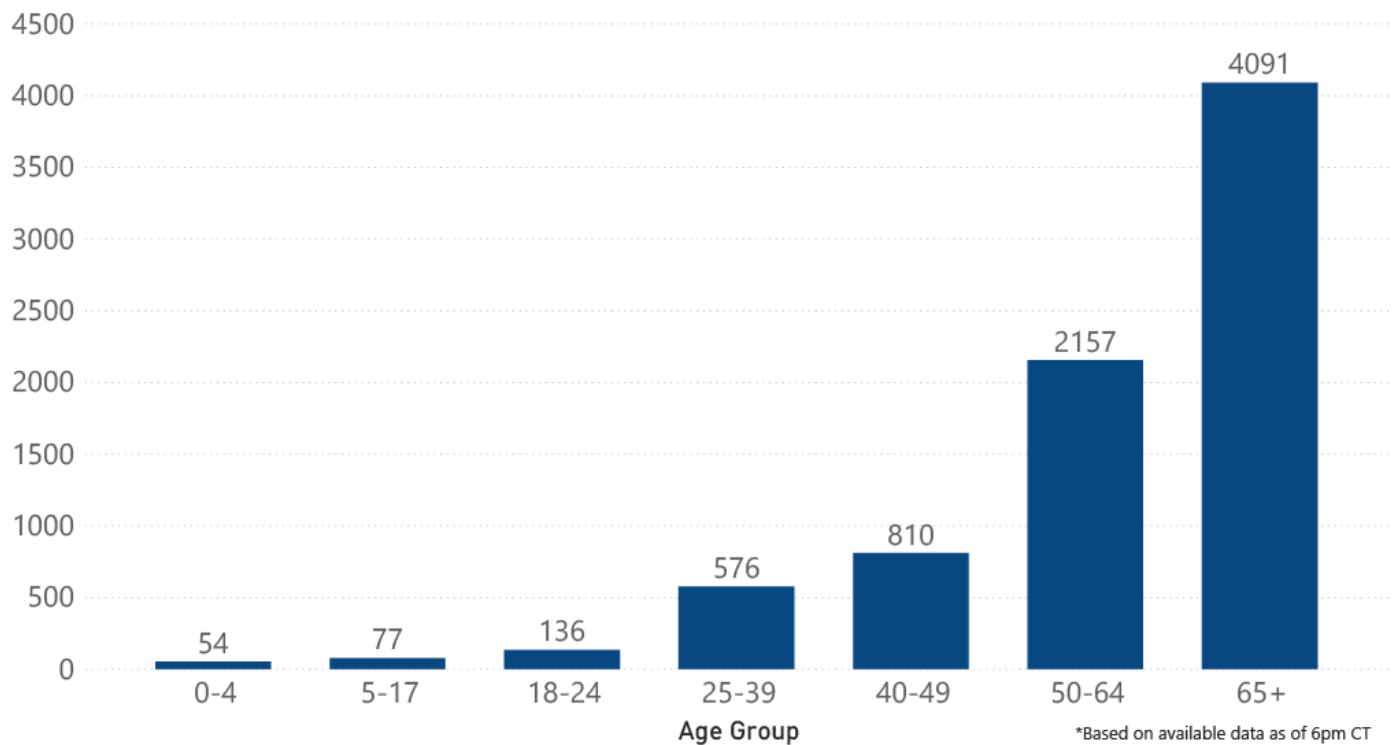
COVID-19 Underlying Conditions in Deaths by Race/Ethnicity through December 13, 2020*, Mississippi



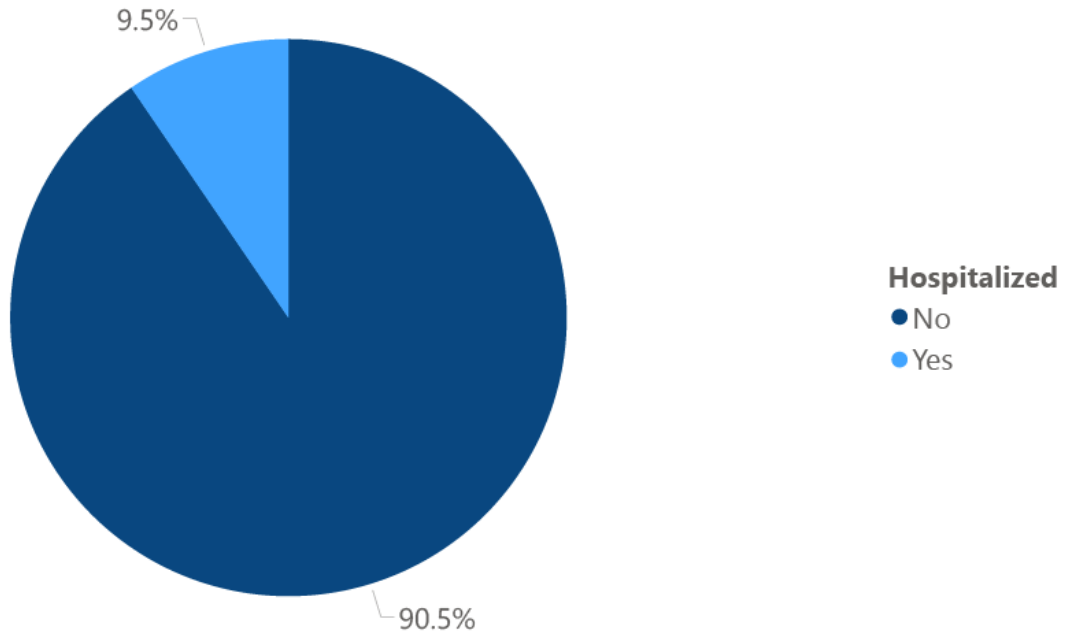
COVID-19 Deaths by Race/Ethnicity through December 13, 2020*, Mississippi



COVID-19 Hospitalized Cases by Age through December 13, 2020*, Mississippi

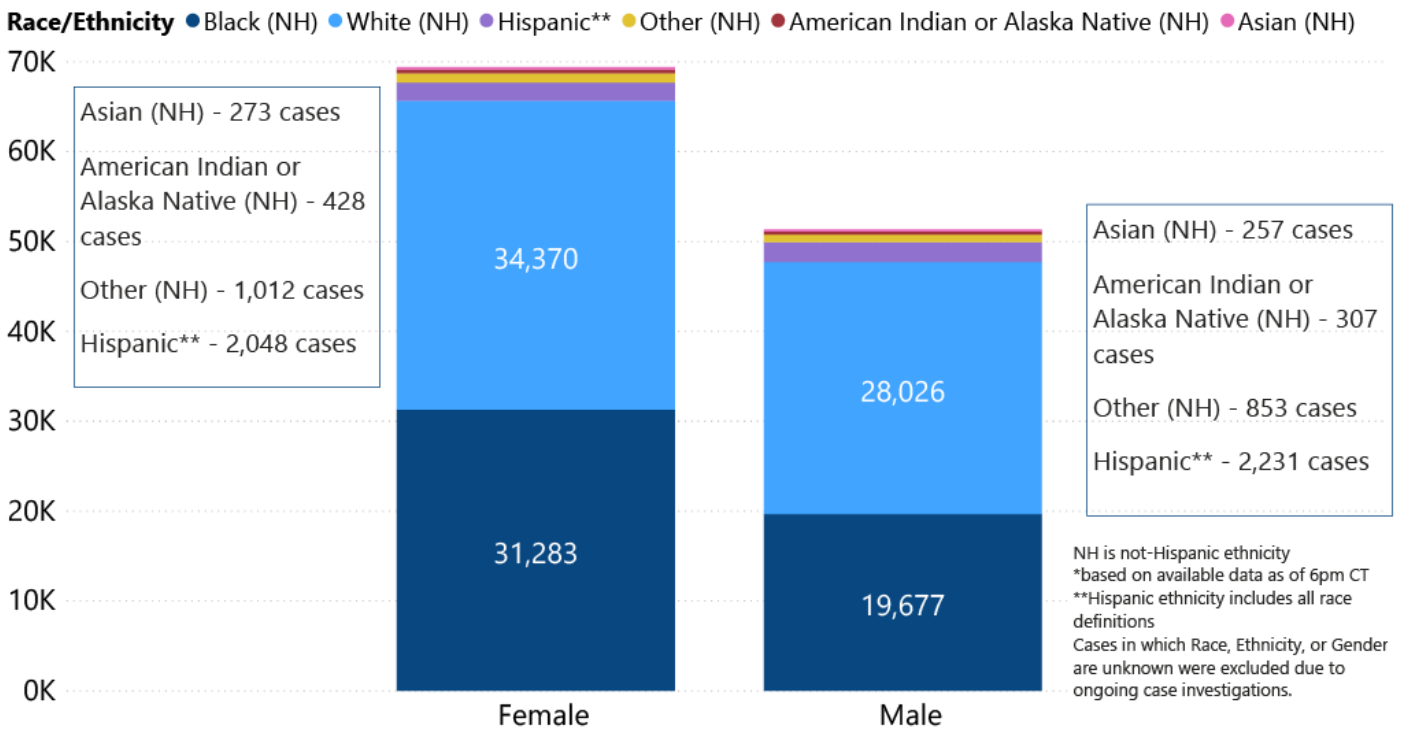


COVID-19 Cumulative Hospitalizations- Investigated Cases December 13, 2020 *



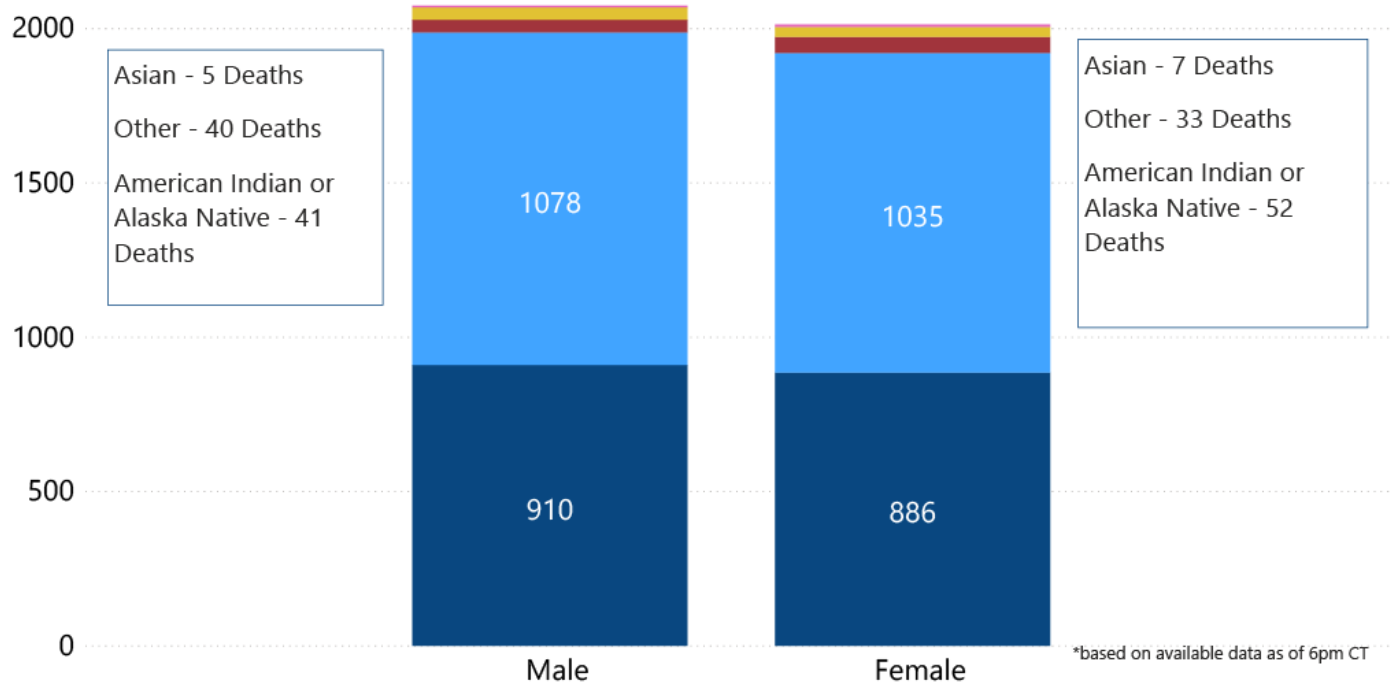
* Cases in which hospitalization is unknown were excluded due to ongoing case investigations; based on available data as of 6 pm CT

COVID-19 Cases by Race/Ethnicity and Gender through December 13, 2020*, Mississippi

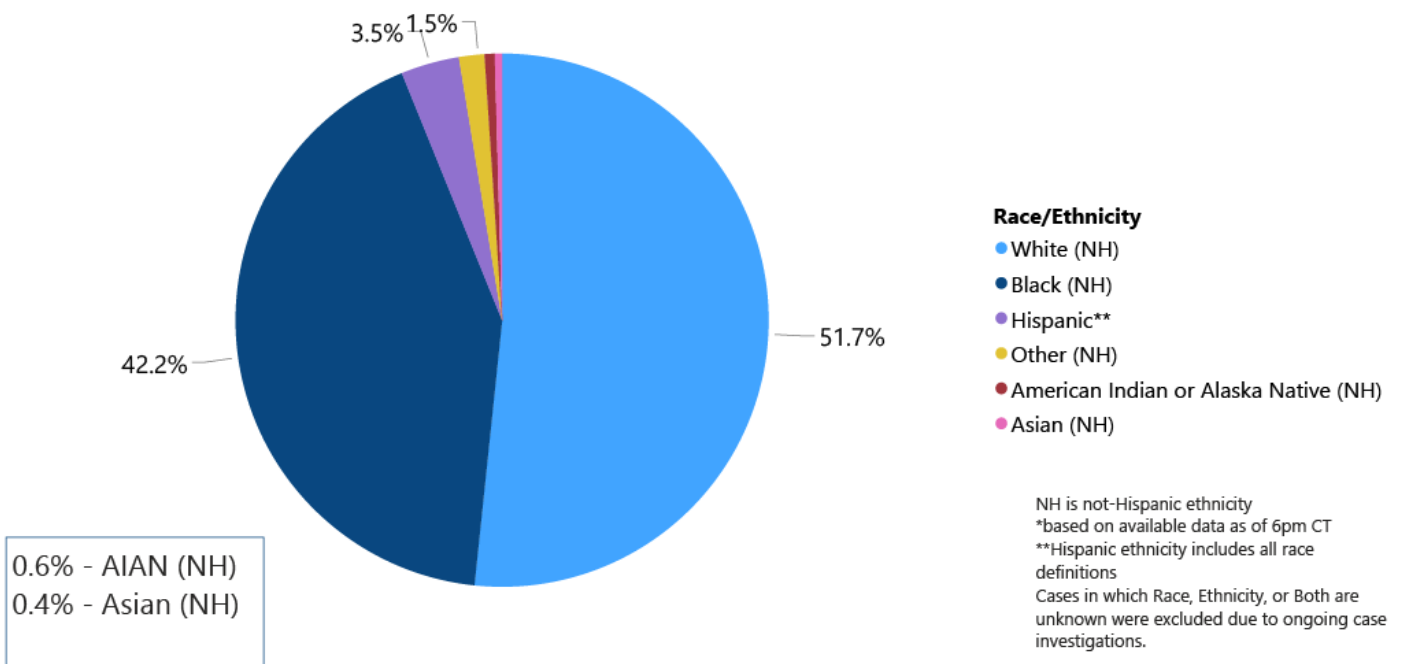


COVID-19 Deaths by Race and Gender through December 13, 2020*, Mississippi

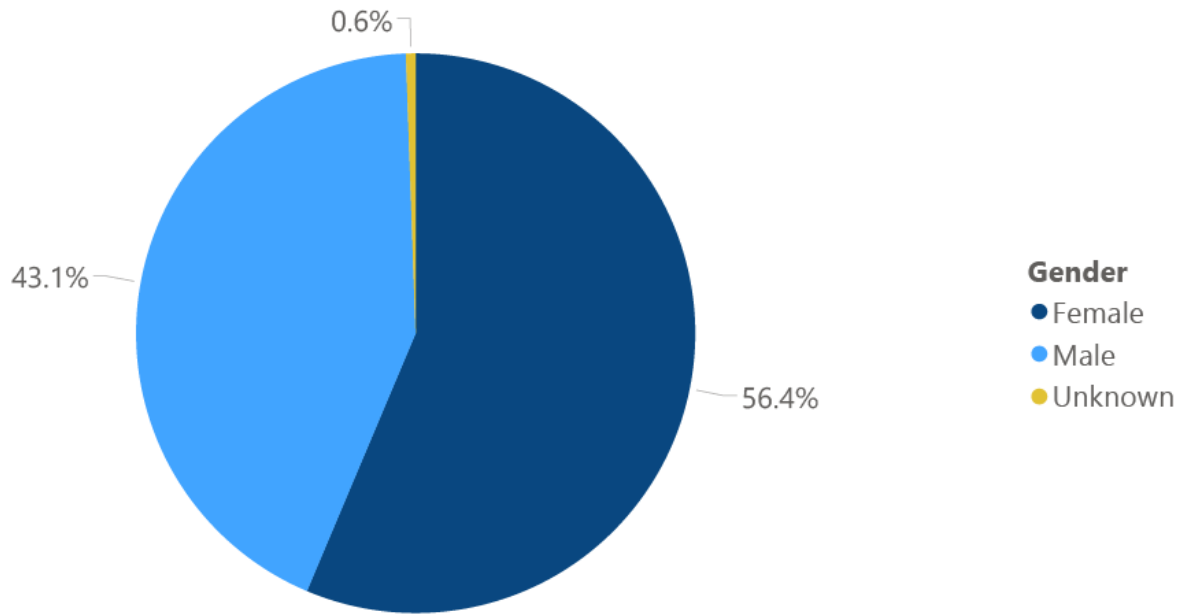
Race ● Black ● White ● American Indian or Alaska Native ● Other ● Asian



COVID-19 Cases by Race/Ethnicity through December 13, 2020*, Mississippi



COVID-19 Cases by Gender through December 13, 2020*, Mississippi



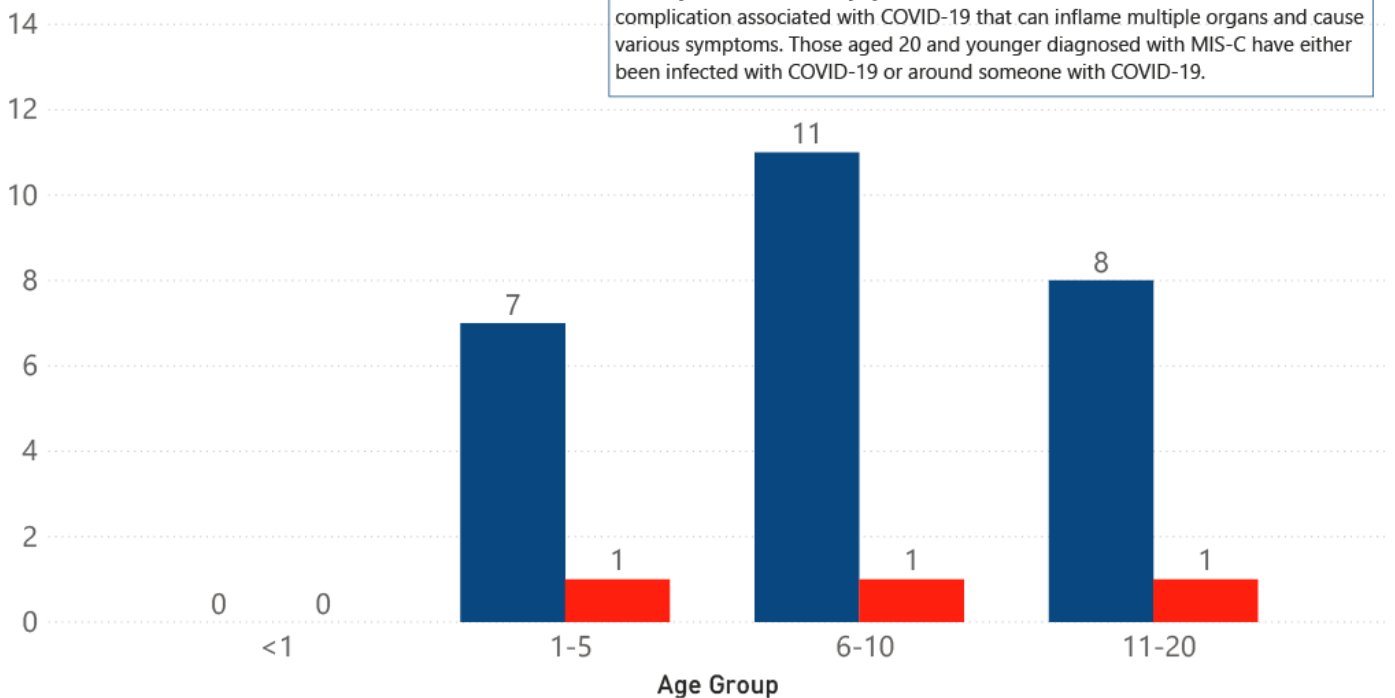
*Based on available data as of 6pm CT

Weekly Pediatric MIS-C Cases and Deaths

[Multisystem inflammatory syndrome in children \(MIS-C\)](#) is a rare but serious condition associated with COVID-19 that causes inflammation in many body parts, including the heart and other vital organs.

MIS-C* Cases and Deaths by Age Group through December 13, 2020, Mississippi

● MIS-C Cases ● MIS-C Deaths



Weekly High Case and High Incidence Counties

Tracking counties with recent high numbers of COVID-19 cases, adjusted for population, provides insight on where local outbreaks are most serious, and where protective measures should be increased. For more accurate reporting, these weekly charts include sample collection dates only up to seven days in the past to allow for case investigation and delays in lab test reports.

Cases counts in these charts is based on the date of illness onset. If the date of illness is not known, the date the test sample was taken, or the date of test result reporting is used instead. Counts are adjusted as cases are investigated.

Counties are ranked by highest weekly case counts, and by weekly incidence (cases proportional to population). A separate table ranking all counties is also available. **All tables updated weekly.**

► [Full tables of counties ranked by weekly incidence and cases](#) PDF

COVID-19 High Incidence MS Counties Over 2 Week Period (November 23-December 6, 2020*)

County	Cases (November 23-December 6)	Cases per 100,000 (November 23-December 6)	Cases to Date (through December 6)	Cases per 100,000 Total	Percent Change
ISSAQUENA	19	1431.8	130	9796.5	17%
COVINGTON	259	1389.8	1455	7807.5	22%
AMITE	162	1317.4	696	5659.9	30%
WEBSTER	127	1310.8	552	5697.2	30%
ATTALA	224	1232.5	1334	7340.2	20%
KEMPER	119	1221.5	541	5553.3	28%
WINSTON	217	1208.6	1411	7858.5	18%
MONTGOMERY	118	1207.2	841	8603.6	16%
PONTOTOC	379	1178.0	2341	7276.1	19%
GREENE	160	1177.7	747	5498.3	27%
PANOLA	394	1152.3	2531	7402.3	18%
LEE	983	1150.6	5819	6810.9	20%

*based on available data as of 6pm CT
 Cases based on test date. Cases without test date excluded due to ongoing investigations.
 Table will be updated weekly. A one week lag is used for reporting.

COVID-19 High Case MS Counties Over 2 Week Period (November 23-December 6, 2020*)

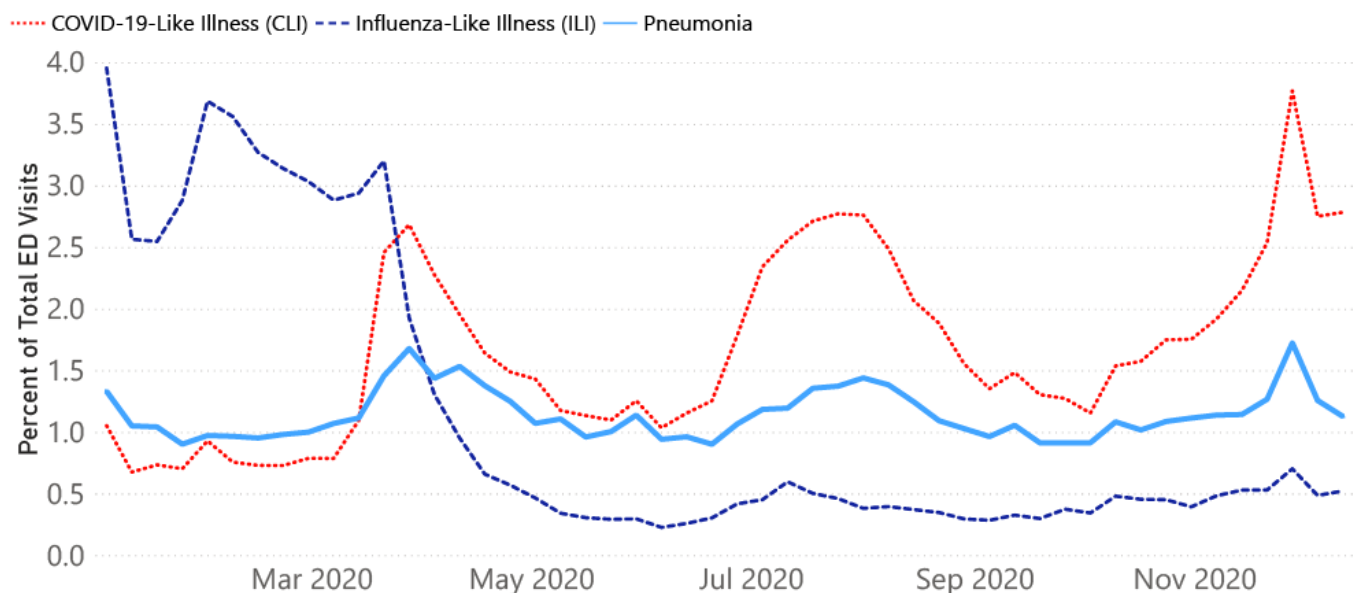
County	Cases (November 23-December 6)	Cases per 100,000 (November 23-December 6)	Cases to Date (through December 6)	Cases per 100,000 Total	Percent Change
DESOTO	1554	840.2	11265	6091.0	16%
HINDS	1428	615.9	11149	4808.9	15%
RANKIN	1279	823.7	6710	4321.5	24%
HARRISON	1059	508.9	8014	3851.4	15%
LEE	983	1150.6	5819	6810.9	20%
MADISON	814	766.0	5511	5185.7	17%
JACKSON	811	564.7	7048	4907.5	13%
JONES	583	856.1	4068	5973.7	17%
LAUDERDALE	519	700.2	3947	5324.8	15%
LOWNDES	497	848.2	2838	4843.4	21%
FORREST	485	647.6	4218	5631.7	13%
PANOLA	394	1152.3	2531	7402.3	18%

*based on available data as of 6pm CT
 Cases based on test date. Cases without test date excluded due to ongoing investigations.
 Table will be updated weekly. A one week lag is used for reporting.

Syndromic Surveillance

Emergency department visits by those with symptoms characteristic of COVID-19, influenza and pneumonia, updated weekly.

Percentage of Emergency Department and Clinic visits for CLI, ILI, and Pneumonia Cases Weekly Statewide Summary, January 4, 2020 - December 12, 2020



*The graph represents syndromic surveillance data from emergency department visits, reported electronically by hospitals throughout the state, that are consistent with COVID-19-Like Illness (CLI), Influenza-Like Illness (ILI), and Pneumonia. Based on available data as of 6pm CT. Graph will be updated weekly.

Estimated Recoveries

Presumed COVID-19 cases recovered, estimated weekly (does not include cases still under investigation).

COVID-19 Presumed Recovered Cases through December 13, 2020, Mississippi

148,466

Presumed Recovered*

*Reflects Provisional Estimates. Presumed Recovered if:

- 1) It has been 14 days or more since the case tested positive, if they were not hospitalized
- 2) It has been 21 days or more since the case tested positive, if they were hospitalized or hospitalization was unknown.

All deaths excluded. Presumed recovered counts will be updated weekly.

U.S. and World Cases

- ▶ [COVID-19 cases in the United States \(CDC\)](#)
- ▶ [U.S. COVID-19 Tracker \(CDC\)](#)
- ▶ [COVID-19 Global Case Map \(Johns Hopkins University\)](#)

COVID-19 Testing

Statewide Combined Testing as of December 12

COVID-19 testing providers around the state include commercial laboratories as well as hospital labs. Combined with testing done by the MSDH Public Health Laboratory, the figures provide a complete picture of all Mississippi testing. (Updated weekly)

PCR testing detects current, active COVID-19 infection in an individual.

Antibody (serology) testing identifies individuals with past COVID-19 infection based on antibodies they develop one to three weeks after infection.

Antigen testing is another way to identify current COVID-19 infection.

	Total tests	PCR	Antibody	Antigen
MSDH Public Health Laboratory	139,409	138,166	1,243	0
Other testing providers	1,468,394	1,075,763	56,362	336,269

Total tests for COVID-19 statewide	1,607,803	1,213,929	57,605	336,269
------------------------------------	------------------	------------------	---------------	----------------

MSDH Individuals Tested as of December 19

MSDH Public Health Laboratory (MPHL) testing totals as of 3 p.m. These totals are for tests performed at the MPHL only.

- Total individuals tested by the MPHL: **95,336**
- Total positive individuals from MPHL tests: **11,201**

Getting Tested for COVID-19

The MSDH Public Health Laboratory, its partners, and private providers are testing statewide for COVID-19.

Anyone with symptoms of fever, severe cough or severe chest pains – especially those who are older or in poor health – should make arrangements for testing with their doctor or one of the many healthcare providers now performing testing. Always call ahead to the testing provider for instructions on safely being examined before you visit for your test.

Free testing: Free drive-through testing sites are offered at county health departments on a weekly schedule by appointment.

- ▶ [Find a COVID-19 testing provider near you](#)
- ▶ [Free COVID-19 rapid testing schedule](#)

Prevention and Guidance for Individuals and the Community

- ▶ [Preventive steps to take, recommendations, guidance and general information on COVID-19](#)

Get COVID-19 e-mail updates daily with our free newsletter:

Last reviewed on Mar 5,

2020

[error on this](#)

[email page](#)

[print](#)

Related resources

- ▶ [IT IS REAL: COVID-19 as Told by Survivors](#)
- ▶ [Free COVID-19 Testing and Local Testing Providers](#)
- ▶ [COVID-19 Guidance and Prevention for Individuals and the Community](#)
Updated December 16, 2020

More topics

- ▶ [\[Espanol, Tieng Viet, ASL \]](#)
- ▶ [County Data](#)
- ▶ [Diagnostic Testing EUA](#)
- ▶ [Handouts and Posters](#)
- ▶ [Healthcare Professionals](#)
- ▶ [Interactive Map and Charts](#)
- ▶ [Long-Term Care Outbreaks](#)
- ▶ [Prevention and Safety Guidance](#)
- ▶ [School Cases and Outbreaks](#)
- ▶ [Testing for COVID-19](#)
- ▶ [Vaccination Against COVID-19: Questions & Answers](#)

COVID-19



Keep your distance

Stay at least six feet apart from others in large groups.

[MORE PREVENTION TIPS](#)

AGENCY

- [About Us](#)
- [Administration](#)
- [Board of Health](#)
- [County Offices](#)
- [Institutional Review](#)
- [Jobs](#)
- [Locations](#)
- [Public Health Laboratory](#)
- [RFPs/Grants](#)
- [More »](#)

Intranet

- [OHIT+ER Service Center](#)
- [Webmail](#)

INFORMATION

- [Apps](#)
- [Calendar of Events](#)
- [Contact Us](#)
- [Meetings](#)
- [Health Resources](#)
- [Hotlines](#)
- [Locations](#)
- [News](#)
- [Newsletter](#)
- [Phone Numbers](#)
- [Español](#)

I NEED A ...

- [Birth Certificate](#)
- [Certificate of Need](#)
- [Children's Health Insurance](#)
- [Complaint Form](#)

Criminal History Check
Death Certificate
Divorce Record
Food Permit
Immunization Record
J-1 Visa
License Verification
Marriage Record
Professional License
Public Records Request
Wastewater Application

PUBLICATIONS

Annual Report
CON Weekly Reports
Health Facilities Directory
Mississippi Morbidity Reports
Public Health Report
State Health Plan
Strategic Plan
More »

Mississippi State Department of Health • 570 East Woodrow Wilson Dr • Jackson, MS 39216 • 866-HLTHY4U • [Contact and information](#)

