



Coronavirus Disease 2019 (COVID-19)

Updated December 26, 2020

Mississippi Coronavirus Hotline (7 days a week, 7 a.m.–7 p.m.): **877-978-6453**

Holiday Guidance

Keep it small, keep it safe: This public health holiday guidance can help individuals and faith institutions reduce the risk of spreading COVID-19 and help protect the lives of others.

- ▶ [Holiday guidance for individuals](#)
- ▶ [Holiday guidance for religious services](#) PDF

Advisory from the State Health Officer on social gatherings: Due to rapidly rising COVID-19 cases, all residents of Mississippi should avoid any social gathering that includes individuals outside of the immediate family or household. MSDH recommends that Mississippians only participate in work, school or other absolutely essential activities, and avoid gatherings such as social events, sporting events, in-person church services, and weddings and funerals unless they involve only close family (preferably outdoors).

General Information

- ▶ [COVID-19 vaccinations](#)

- ▶ [Counties with mask mandates and gathering restrictions](#)
- ▶ [COVID-19 overview, questions and answers, and other resources](#)
- ▶ [COVID-19 and You: Video Q & A with State Health Officer Dr. Thomas Dobbs](#)
- ▶ [ASL, Spanish and Vietnamese materials](#)

Healthcare Professionals

[Guidance and more →](#)

- ▶ [Healthcare guidance](#)
- ▶ [Electronic reporting](#)
- ▶ [Vaccine providers](#)
- ▶ [Specimens](#)
- ▶ [Lab dropoff](#)
- ▶ [Facilities guidance](#)
- ▶ [MS-HAN Alerts](#)

[ALL HEALTHCARE](#)

Current Cases and Statistics

[County and state data →](#)

- ▶ [Today's update](#)
- ▶ [County data reports](#)
- ▶ [State data charts](#)
- ▶ [Hospitalizations](#)
- ▶ [School and LTCF data](#)
- ▶ [Lab testing](#)
- ▶ [Recoveries](#)

[ALL STATISTICS](#)

Prevention, Testing and Guidance

[Personal and community →](#)

- ▶ [Getting tested](#)
- ▶ [Personal protection](#)
- ▶ [Gatherings and events](#)
- ▶ [Business and community](#)
- ▶ [School guidelines](#)
- ▶ [State agencies](#)
- ▶ [Vaccinations](#)

Home isolation is mandatory if you have tested positive for COVID-19 by [order of the State Health Officer](#). (If you are awaiting results of routine testing *not* related to exposure, you may [return to work](#) and follow the safety guidance of your employer.)

Quarantine is mandatory for household members of someone who has COVID-19. Home quarantine permits working under certain circumstances.

[More about isolation and quarantine »](#)

COVID-19 in Mississippi

New Cases and Deaths as of December 25

NEW CASES

845

New COVID-19 positive test results reported to MSDH as of 6 p.m. yesterday.

NEW DEATHS

3

New COVID-19 related deaths reported to MSDH as of 6 p.m. yesterday. Three deaths occurred between December 23 and December 24 in the counties below.

County	Total
Desoto	1
Forrest	1
Webster	1

LTC OUTBREAKS

239

Current outbreaks in long-term care facilities only. (See [LTC facility outbreak definition](#).)

About our case counts: We currently update our case totals each day based on test results from the previous day. Outside laboratories also report positive test results to us, which are included in our totals. Multiple positive tests for the same individual are counted only once. County case numbers and deaths may change as investigation finds new or additional information.

County COVID-19 Data

Race and Ethnicity

- ▶ [Total COVID-19 cases and deaths by county, race and ethnicity](#) PDF
Current and past data tables, updated daily

Data Snapshots for Individual Counties

- ▶ [Weekly COVID-19 snapshots for each Mississippi county](#)

High Cases and Incidence

- ▶ [Map of Mississippi counties by 7-day incidence](#)
- ▶ [Table of counties ranked by weekly cases and incidence](#)

Cumulative Cases and Deaths by County

Totals of all reported COVID-19 cases for 2020, including those in long-term care (LTC) facilities.

The numbers in this table are provisional. County case numbers and deaths may change as investigation finds new or additional information. The data provided below is the most current available.

Long-term care cases and death totals will resume on Monday, December 28.

County	Total Cases	Total Deaths
Adams	1745	57
Alcorn	2046	39
Amite	819	20
Attala	1652	44
Benton	642	20
Bolivar	3235	95
Calhoun	1096	16
Carroll	910	17
Chickasaw	1521	35
Choctaw	479	10
Total	205,023	4,565

County	Total Cases	Total Deaths
Claiborne	690	18
Clarke	1151	57
Clay	1254	30
Coahoma	1897	51
Copiah	2121	43
Covington	1758	66
De Soto	13932	132
Forrest	5026	95
Franklin	557	7
George	1666	34
Greene	955	25
Grenada	1910	60
Hancock	1882	53
Harrison	10133	139
Hinds	13403	248
Holmes	1545	64
Humphreys	702	22
Issaquena	145	4
Itawamba	2162	49
Jackson	8367	151
Jasper	1306	25
Jefferson	458	14
Jefferson Davis	733	22
Jones	4947	95
Kemper	639	19
Lafayette	4071	76
Lamar	3909	56
Lauderdale	4695	168
Lawrence	902	16
Leake	1930	49
Lee	7246	111
Leflore	2527	98
Lincoln	2434	74
Total	205,023	4,565

County	Total Cases	Total Deaths
Lowndes	4094	85
Madison	6815	128
Marion	1691	59
Marshall	2813	63
Monroe	2821	84
Montgomery	951	30
Neshoba	2873	137
Newton	1527	32
Noxubee	893	20
Oktibbeha	3221	70
Panola	3027	68
Pearl River	2394	79
Perry	827	30
Pike	2106	65
Pontotoc	2991	38
Prentiss	1987	41
Quitman	588	7
Rankin	8284	156
Scott	2039	38
Sharkey	378	17
Simpson	1904	60
Smith	971	18
Stone	1109	18
Sunflower	2315	59
Tallahatchie	1170	29
Tate	2303	56
Tippah	1871	40
Tishomingo	1498	51
Tunica	719	19
Union	2629	34
Walthall	951	33
Warren	2487	75
Washington	4075	112
Total	205,023	4,565

County	Total Cases	Total Deaths
Wayne	1586	25
Webster	697	18
Wilkinson	511	22
Winston	1753	44
Yalobusha	944	31
Yazoo	2012	50
Total	205,023	4,565

Case Classifications

Mississippi investigates and reports both probable and confirmed cases and deaths according to the [CSTE case definition](#).

	Confirmed	Probable	Total
Cases	143,736	61,287	205,023
Deaths	3,718	847	4,565

Confirmed cases and deaths are generally determined by positive PCR tests, which detect the presence of ongoing coronavirus infection.

Probable cases are those who test positive by other testing methods such as antibody or antigen, and have recent symptoms consistent with COVID-19, indicating a recent infection.

Probable deaths are those individuals with a designation of COVID-19 as a cause of death on the death certificate, but where no confirmatory testing was performed.

Deaths from COVID-19 and Other Causes

This table of death counts compares COVID-19 deaths in Mississippi by week with deaths from other major causes, including contributing and underlying causes.

▶ [Mississippi Provisional Death Counts by Week](#)
Updated weekly

K-12 School Report

Mississippi K-12 schools make weekly reports of cases among students, teachers and staff, number of outbreaks, and teachers and students under quarantine as a result of COVID-19 exposure. An outbreak in a school setting is defined as 3 or more individuals diagnosed with COVID-19 in the same group within a 14-day period.

Note: These cases have been directly reported to MSDH by each school, and may not yet have appeared in our state and county totals of cases reported by laboratories.

▶ [K-12 reports of COVID-19 school cases, outbreaks and exposure](#)
Updated weekly

Long-Term Care Facility Cases and Outbreaks

Long-term care (LTC) facilities like nursing homes are considered high risk locations because their residents are older or in poor health. A single confirmed COVID-19 infection in an LTC facility resident, or more than one infection in employees or

staff in a 14-day period constitutes an outbreak. Residential care facilities also represent group living facilities where COVID-19 can be easily spread. We investigate residents, staff and close contacts of infected individuals for possible exposure.

These outbreak figures are reported directly to MSDH by the facility. Many of the cases and deaths reported by facilities may not yet be included in our totals of lab-reported cases.

▶ [Mississippi COVID-19 cases and deaths in long-term care facilities](#) PDF

Long-term care facilities include nursing homes, personal care homes, assisted living homes, and intermediate care facilities for individuals with intellectual disability (ICF-IID)

▶ [Mississippi COVID-19 cases and deaths in residential care facilities](#) PDF

Residential care facilities include psychiatric or chemical dependency residential treatment centers and long-term acute care facilities.

Ongoing Outbreaks in Nursing Homes

Data such as illness in residents and staff, deaths in residents, as well as a number of other data elements are now publicly available on the website of the Centers for Medicare and Medicaid (CMS). MSDH is providing the following links to view this data, which is reported directly by nursing homes and is updated daily.

Note: Cases and deaths listed on the CMS website may not have appeared yet in our county totals, which are based on reports from testing laboratories.

▶ [Search for nursing home COVID-19 data](#)

▶ [About the CMS COVID-19 dataset](#)

▶ [CMS state and national COVID-19 nursing home data](#)

Mississippi COVID-19 Data Charts and Maps

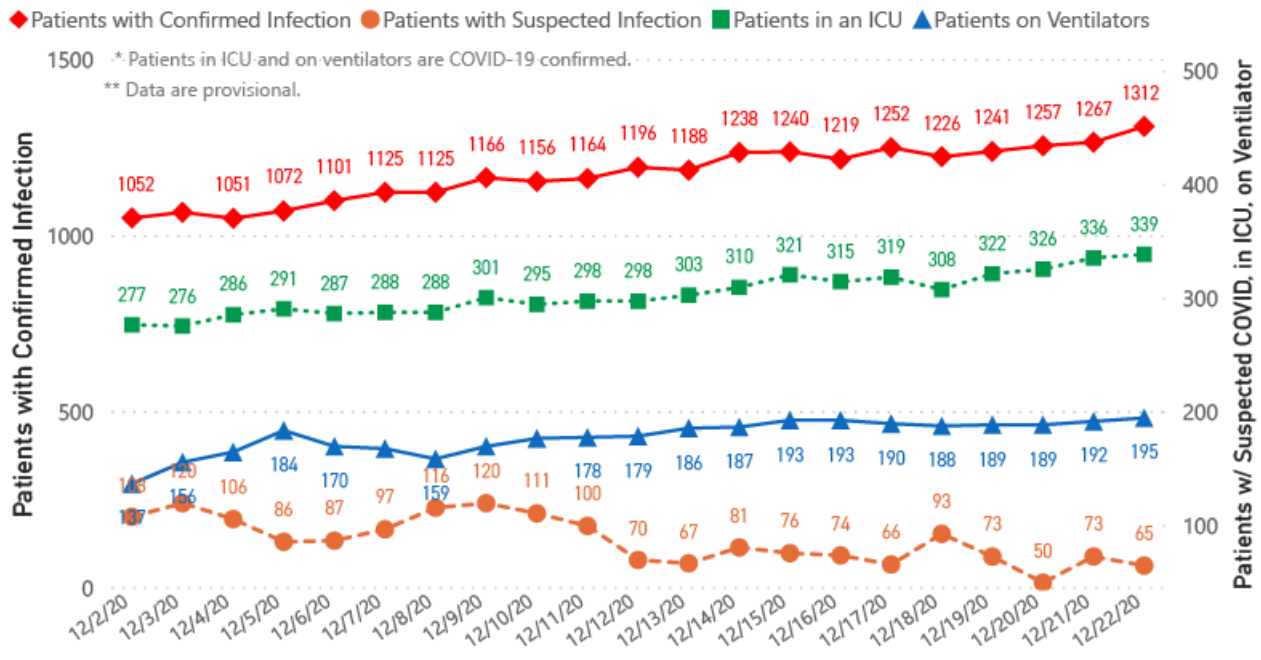
Detailed charts of COVID-19 cases, deaths and hospitalizations will resume on Monday, December 28.

All data reports below are updated as they become available.

Hospitalizations and Bed Availability

▶ [View interactive hospitalization charts](#)

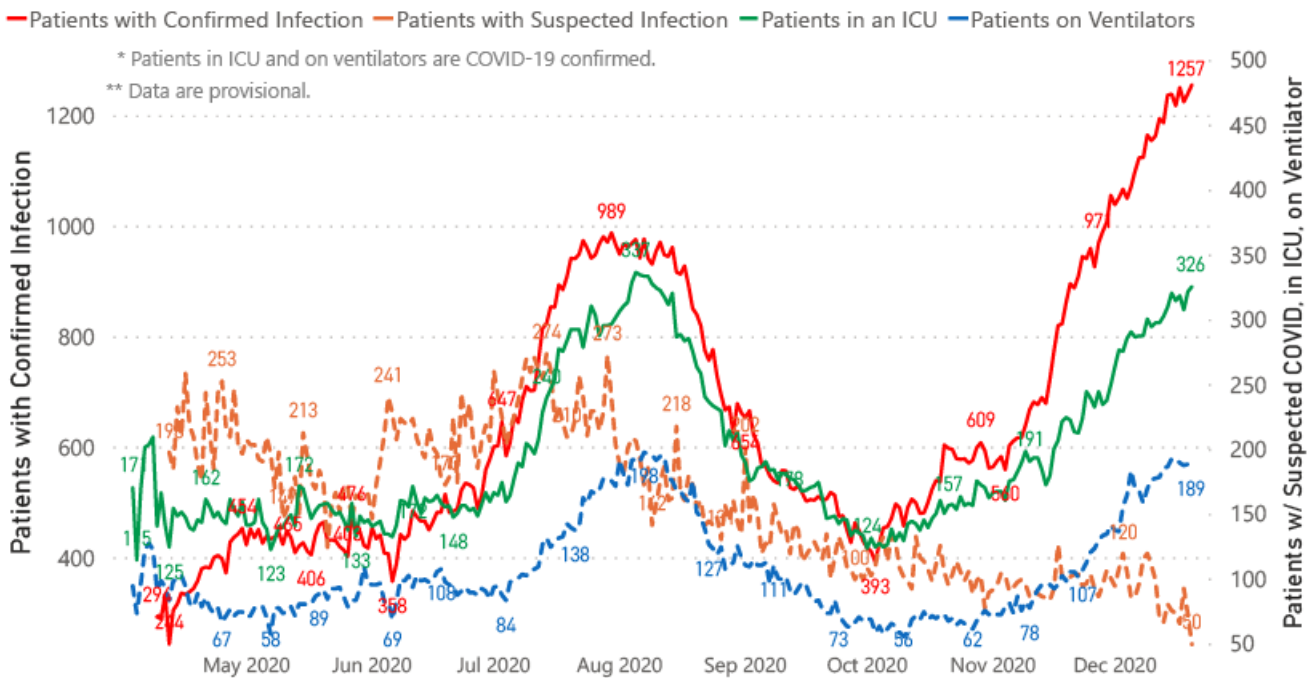
COVID-19 Hospitalizations Reported by MS Hospitals, 12/2/20-12/22/20 *,**



Hospitalization and ICU Use to Date

Updated weekly

COVID-19 Hospitalizations Trends, Reported by MS Hospitals as of 12/20/20 *,**



Daily Case Maps

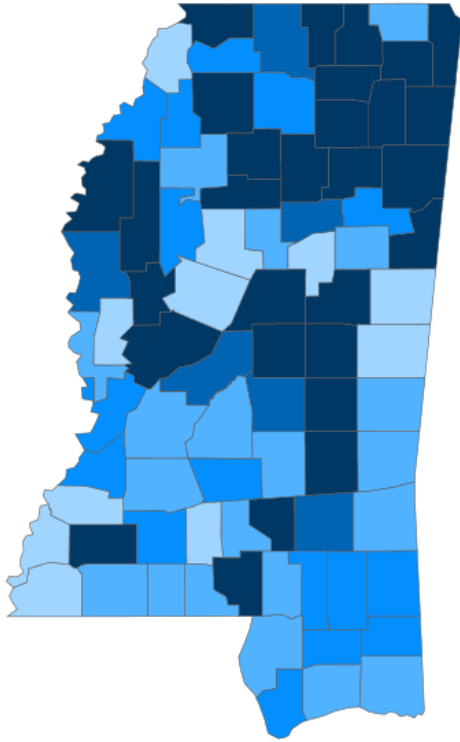
[View all interactive maps](#)

Recent COVID-19 Activity

The chart below shows counties according to COVID-19 incidence (cases by population) over the last 7 days.

► [See also: Weekly county incidence tables](#)

Mississippi COVID-19 Cases Incidence Rate * as of December 23, 2020



● <50.0 ● 50.0 to 60.0 ● 60.0 to 70.0 ● 70.0 to 80.0 ● >80.0

* Based on average daily new cases of past 7 days per 100,000 population.

7 Day Average
New Cases

2,106.7

Cumulative Cases

202,651

7 Day Average
Incidence Rate *

72.9

2019 Estimated Population

2,976,149

County	Incidence Rate	New Cases (7-Day Avg)	2019 Est. Population	Mask Mandate Status	Mask Mandate Started	Mask Mandate Ended
Jasper	137.8	22.6	16,383	None		
Itawamba	128.9	30.1	23,390	Active	11/16/20	
Chickasaw	127.0	21.7	17,103	Active	11/24/20	
Pontotoc	126.5	40.7	32,174	Active	11/16/20	
Calhoun	122.4	17.6	14,361	None		
Lowndes	122.1	71.6	58,595	Active	11/24/20	
Union	122.0	35.1	28,815	Active	11/24/20	
Bolivar	121.7	37.3	30,628	Active	11/24/20	
Leake	116.0	26.4	22,786	Ended	10/26/20	11/11/20
Franklin	109.3	8.4	7,713	None		

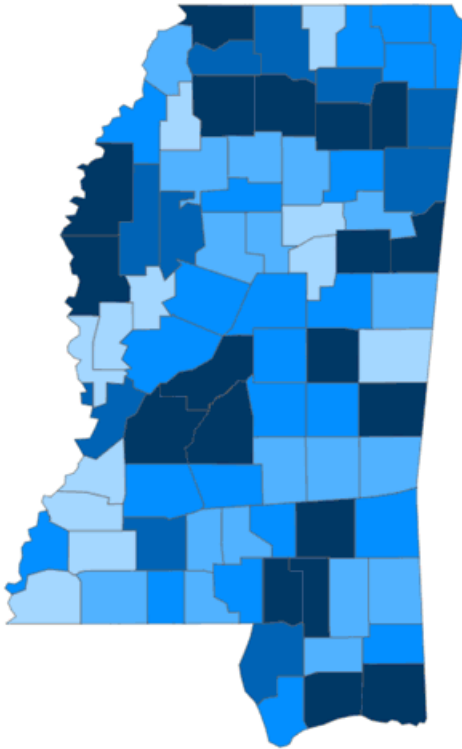
Cumulative COVID-19 Cases

Total cases and deaths by county since the start of the pandemic.

► [See also: Weekly estimate of recoveries](#)

Mississippi COVID-19
Cases and Deaths by Race with Ethnicity
as of 6 pm CT, December 23, 2020

Total Cases
202,651



	American Indian or Alaska Native	Asian	Black	White	Other	Unknown
Non Hispanic	812	587	55,779	71,804	2,028	1,172
Hispanic	34	24	253	1,429	2,580	334
Unknown Ethnicity	844	227	13,719	19,338	5,923	25,764

Total Deaths
4,556

	American Indian or Alaska Native	Asian	Black	White	Other	Unknown
Non Hispanic	72	7	1,671	1,969	24	8
Hispanic	1	0	7	25	16	1
Unknown Ethnicity	21	6	241	339	38	110

● 1 to 700 ● 701 to 1400 ● 1401 to 2100 ● 2101 to 2800 ● >2800

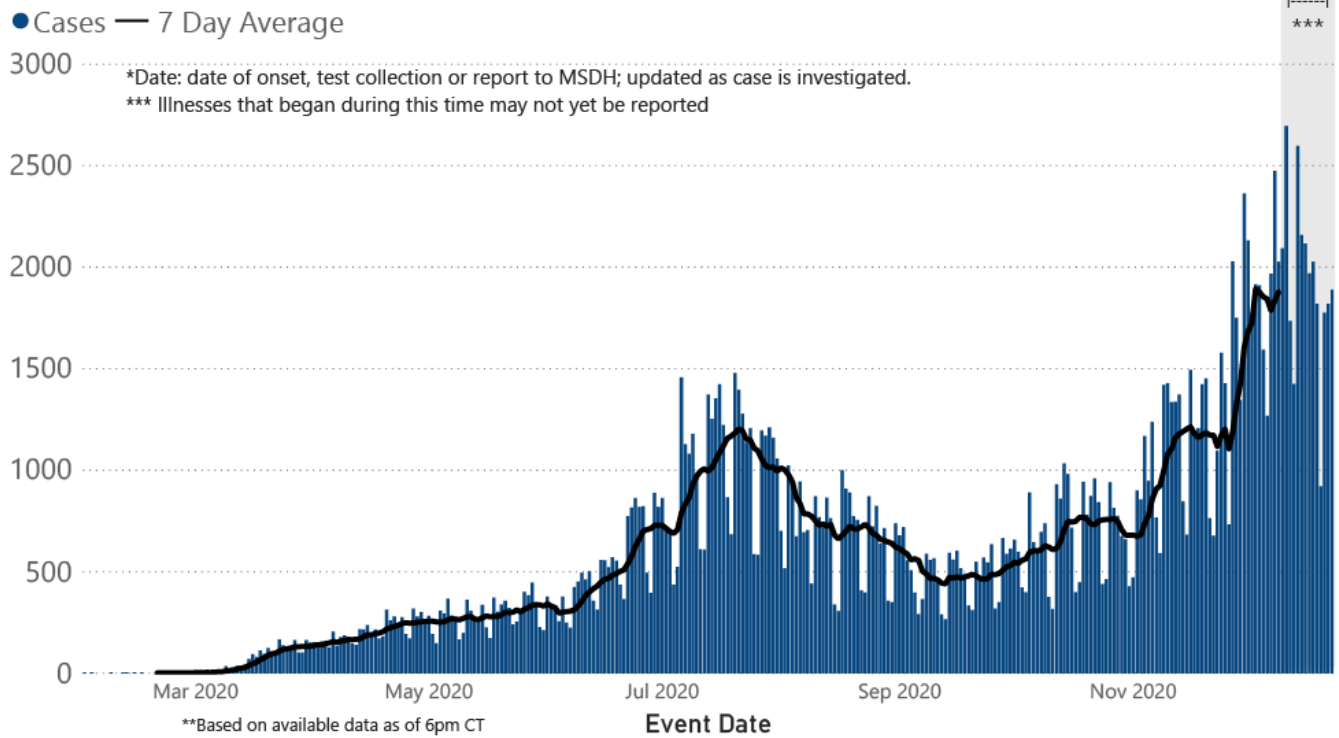
Daily Statewide Data Charts

Our state case map and other data charts are also available in interactive form.

▶ [View interactive epidemiological and surveillance charts](#)

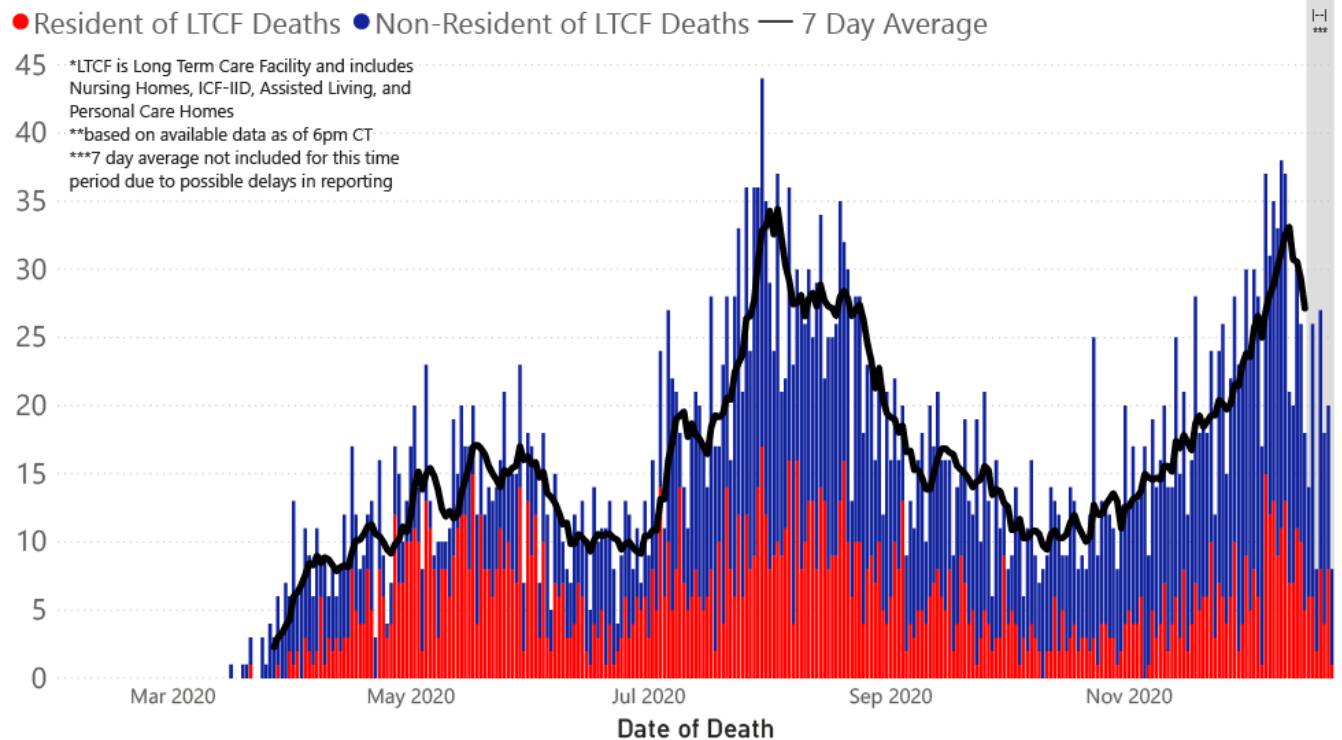
The charts below are based on available data at the time of publication. Charts do **not** include cases where insufficient details of the case are known.

COVID-19 Cases by Date* through December 23, 2020**, Mississippi

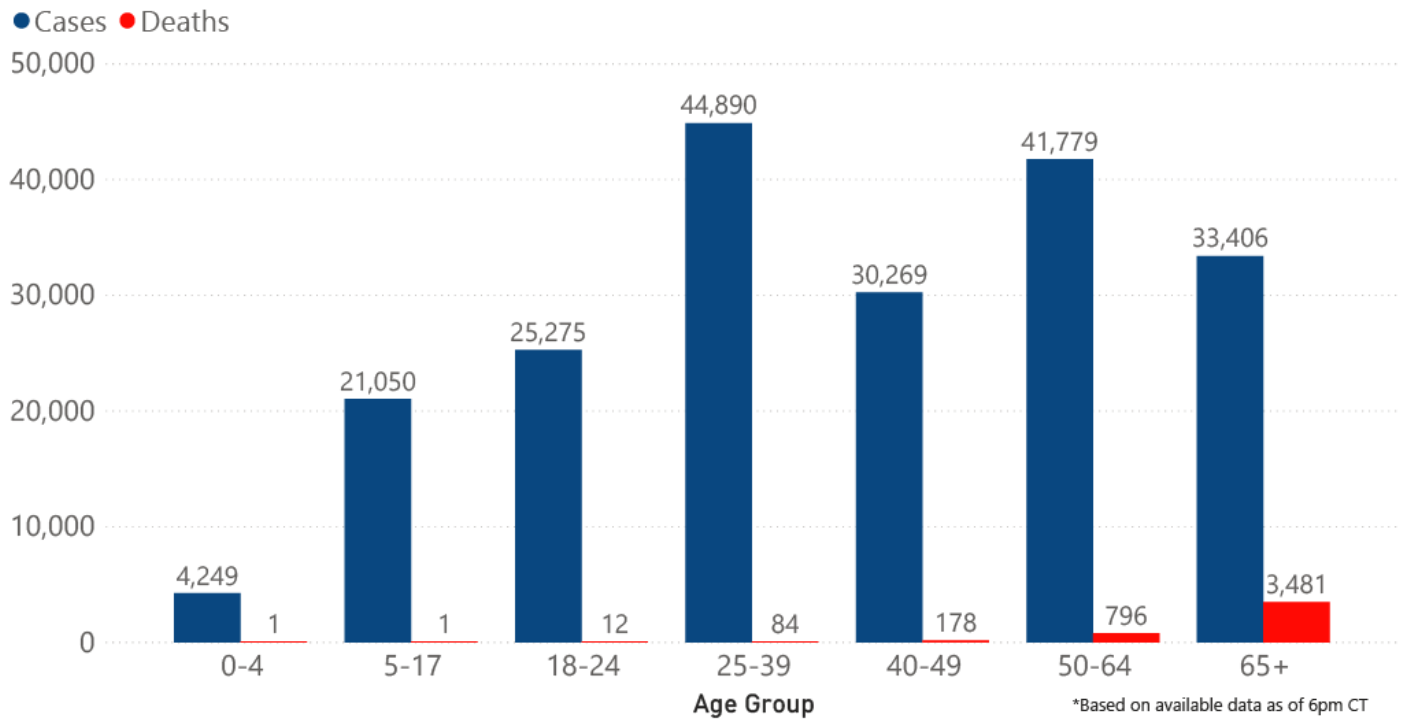


Note: Values up to two weeks in the past on the chart of Cases by Date above can change as we update it with new information from disease investigation.

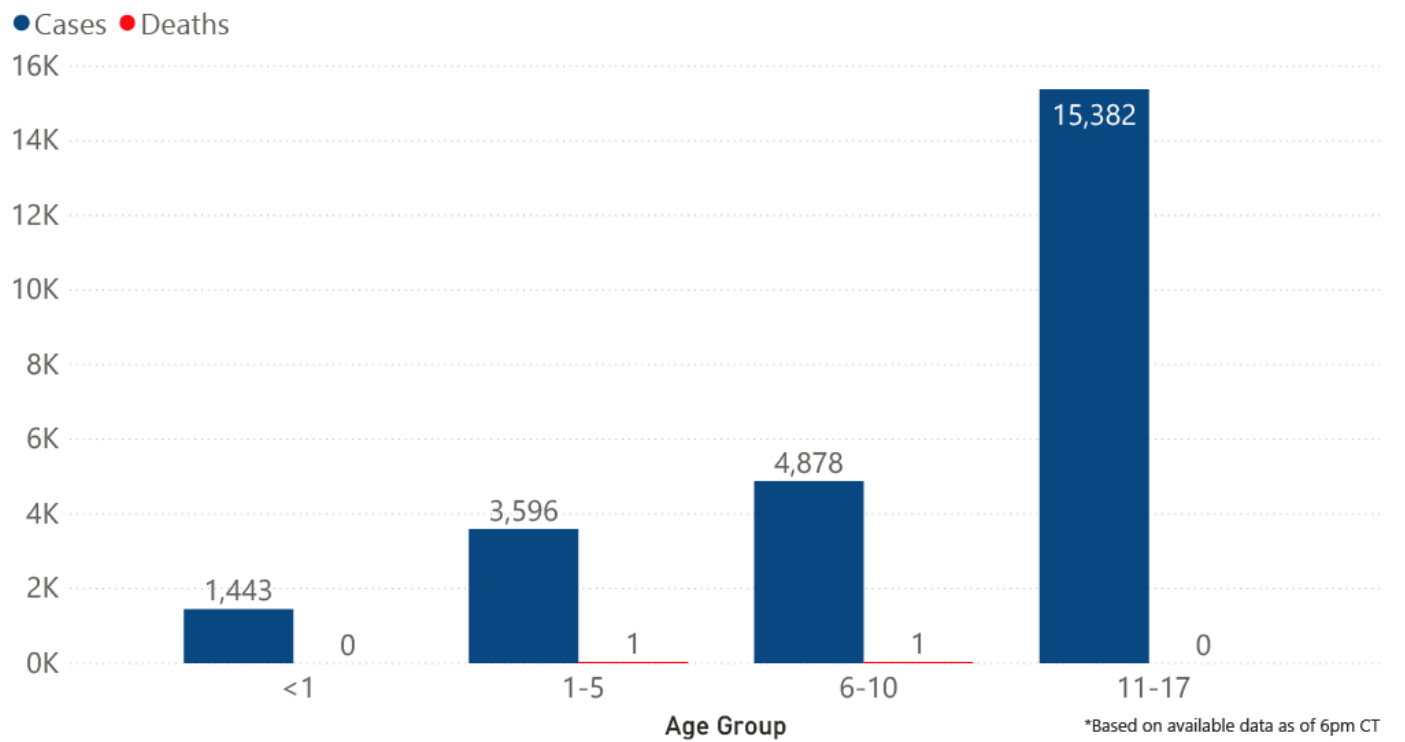
COVID-19 LTCF* and Non-LTCF Deaths by Date of Death through December 23, 2020**, Mississippi



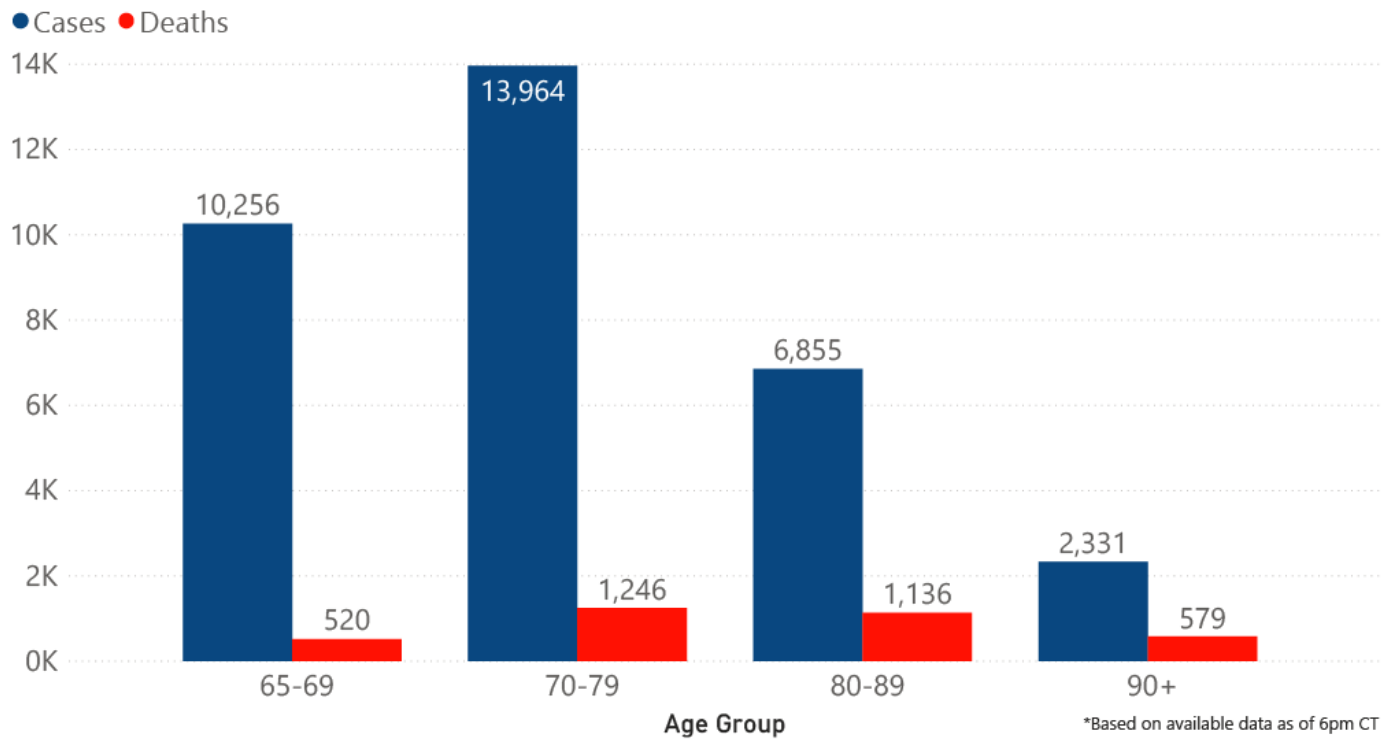
COVID-19 Cases and Deaths by Age Group through December 23, 2020*, Mississippi



COVID-19 Pediatric Cases and Deaths by Age Group through December 23, 2020*, Mississippi

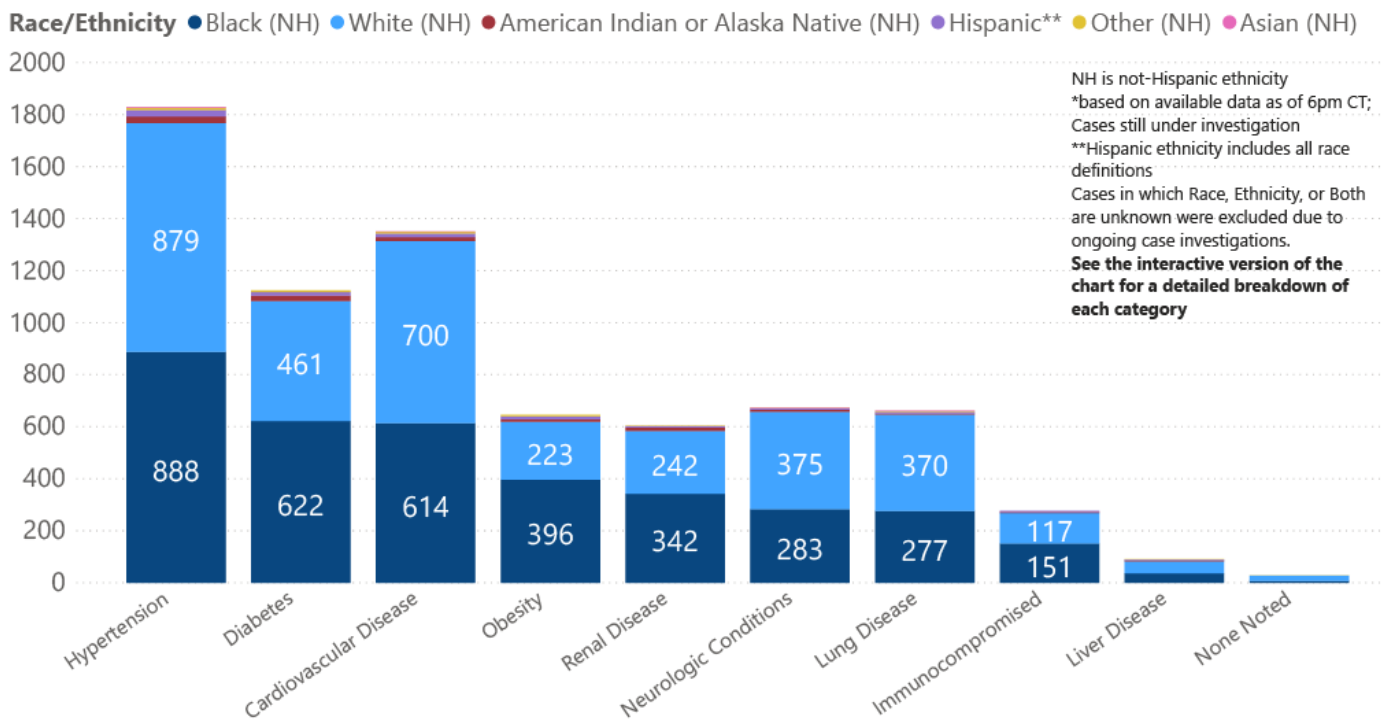


COVID-19 Geriatric Cases and Deaths by Age Group through December 23, 2020*, Mississippi

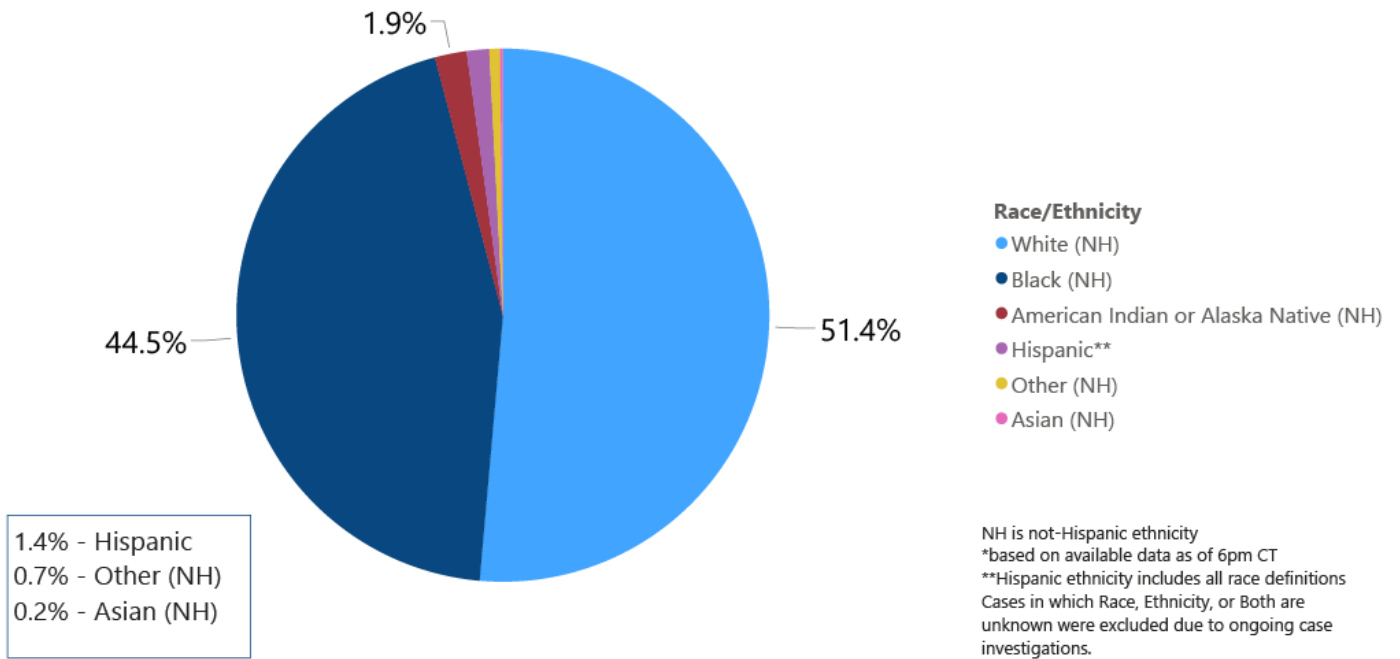


Weekly Statewide Data Summaries

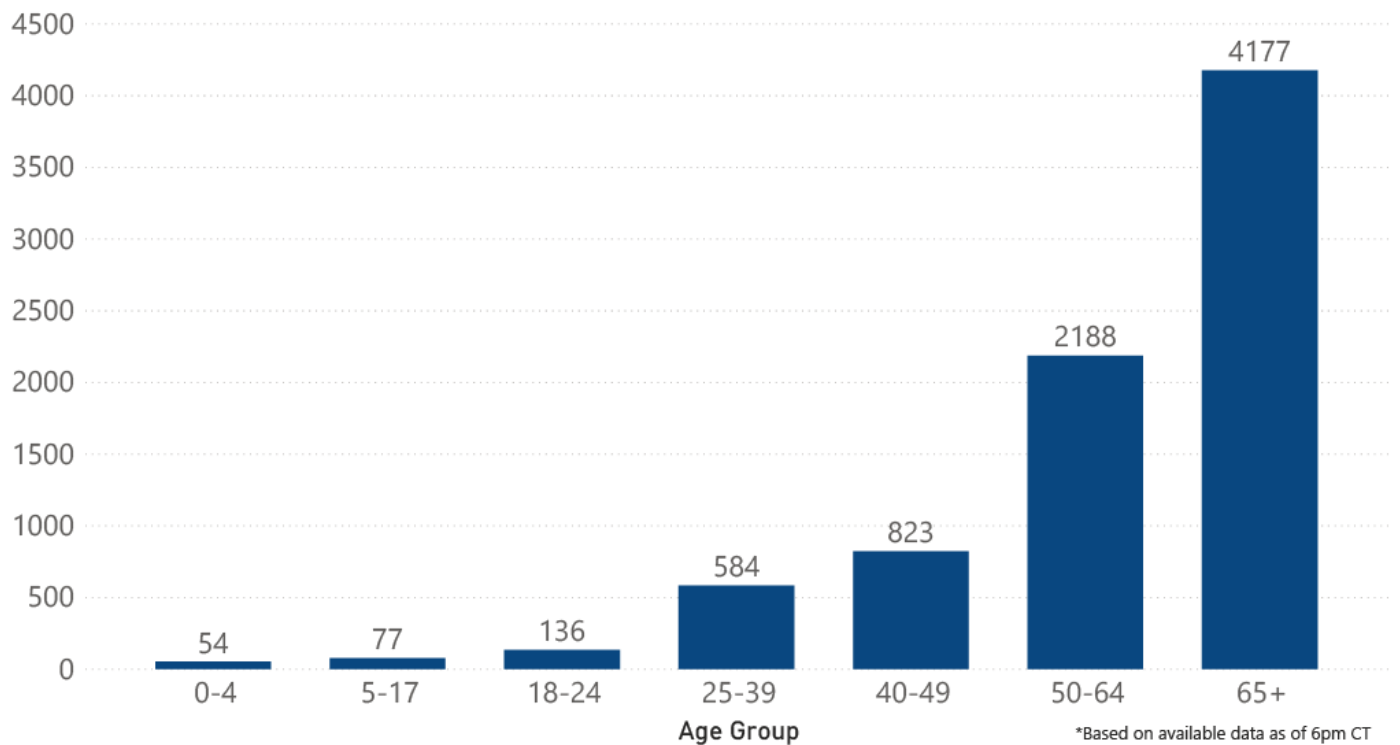
COVID-19 Underlying Conditions in Deaths by Race/Ethnicity through December 20, 2020*, Mississippi



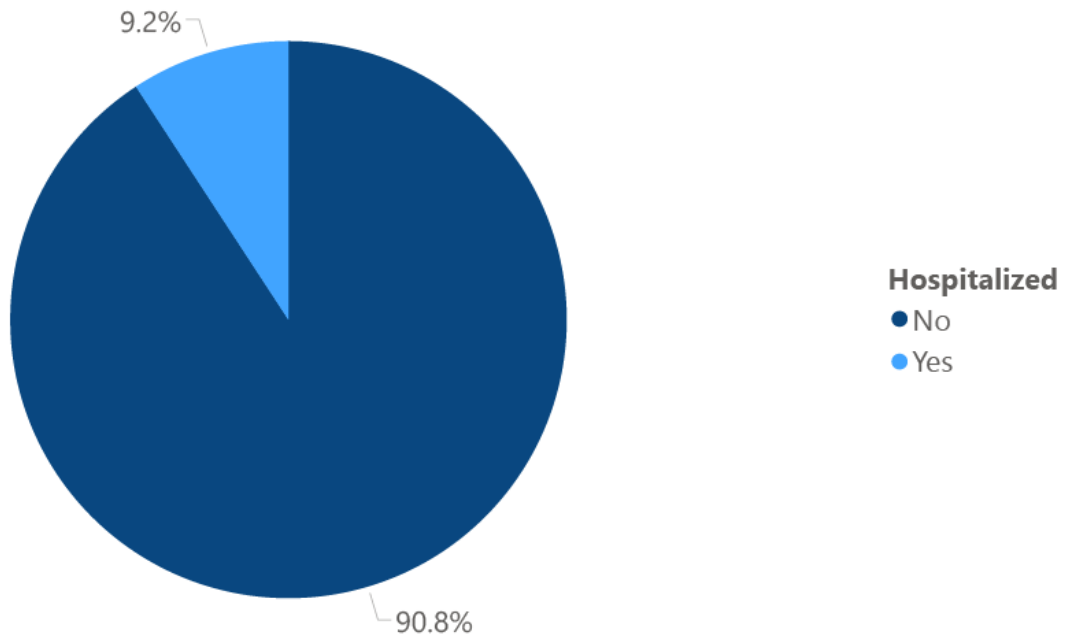
COVID-19 Deaths by Race/Ethnicity through December 20, 2020*, Mississippi



COVID-19 Hospitalized Cases by Age through December 20, 2020*, Mississippi

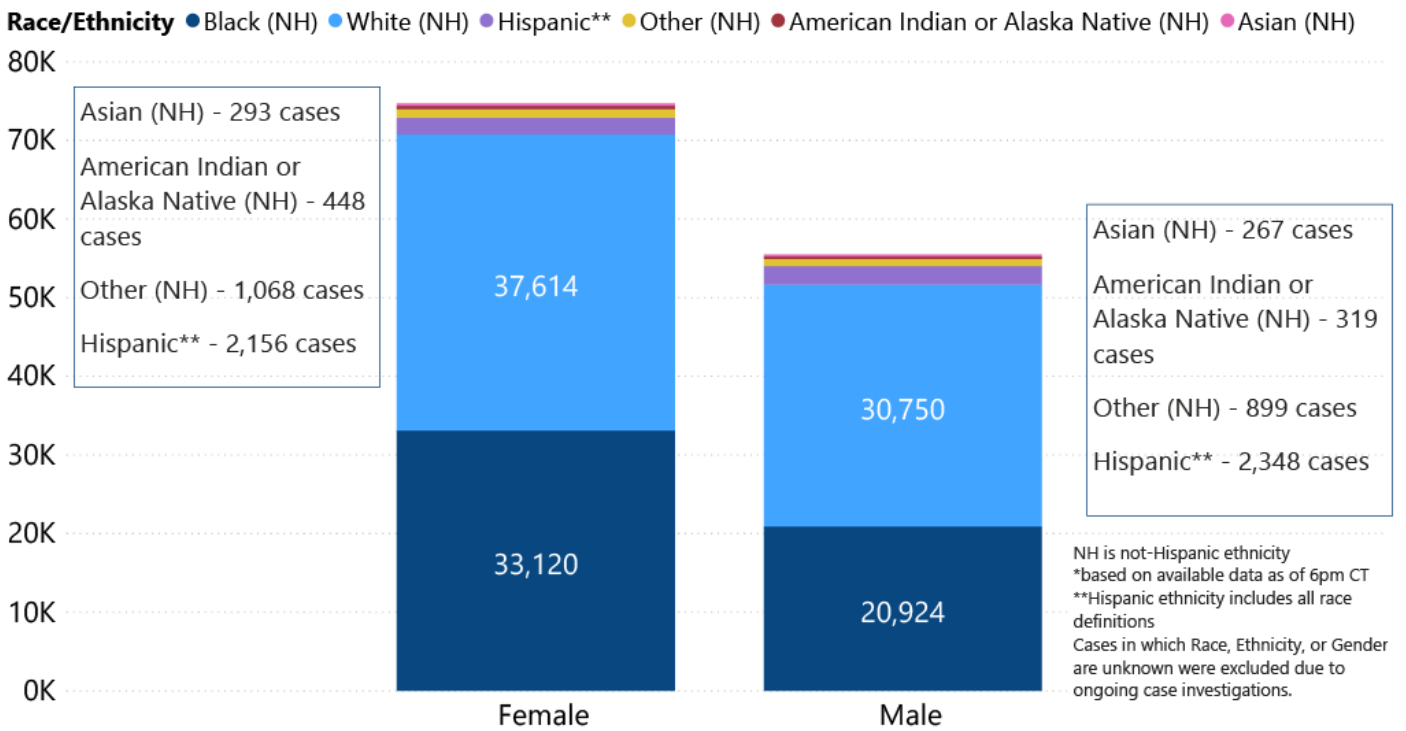


COVID-19 Cumulative Hospitalizations-Invstigated Cases December 20, 2020 *



* Cases in which hospitalization is unknown were excluded due to ongoing case investigations; based on available data as of 6 pm CT

COVID-19 Cases by Race/Ethnicity and Gender through December 20, 2020*, Mississippi

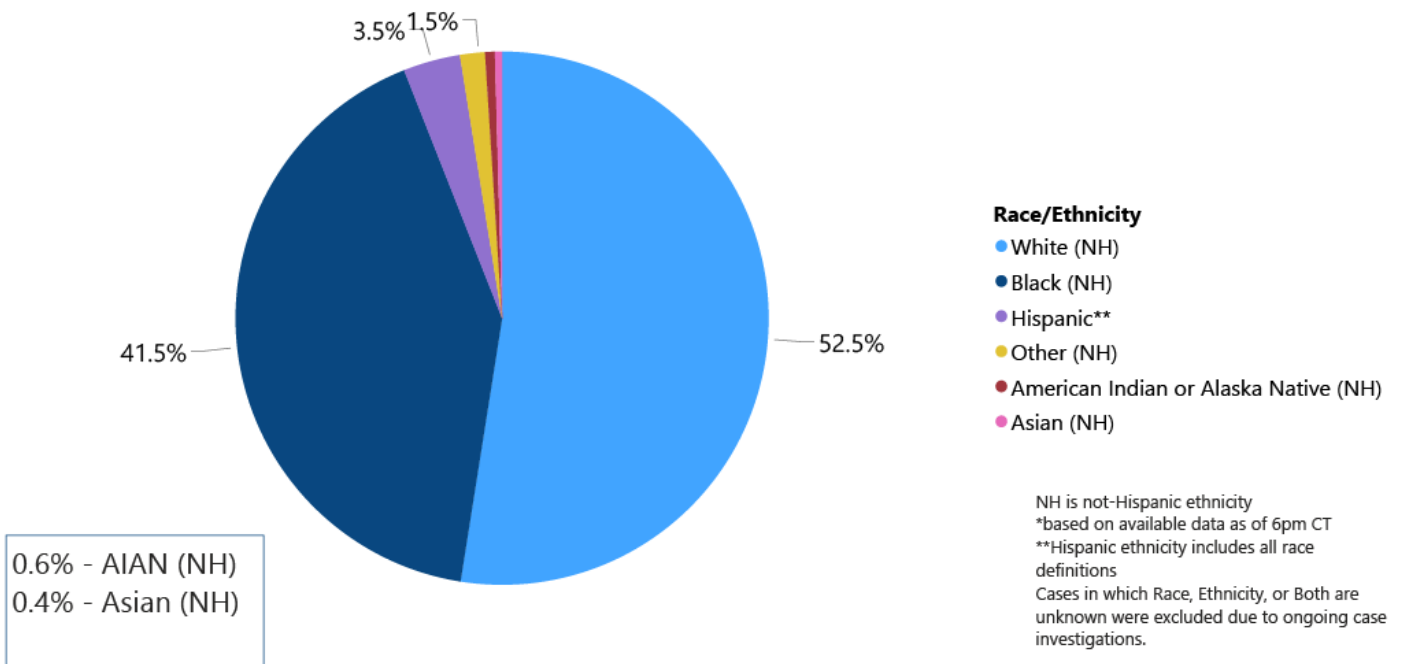


COVID-19 Deaths by Race and Gender through December 20, 2020*, Mississippi

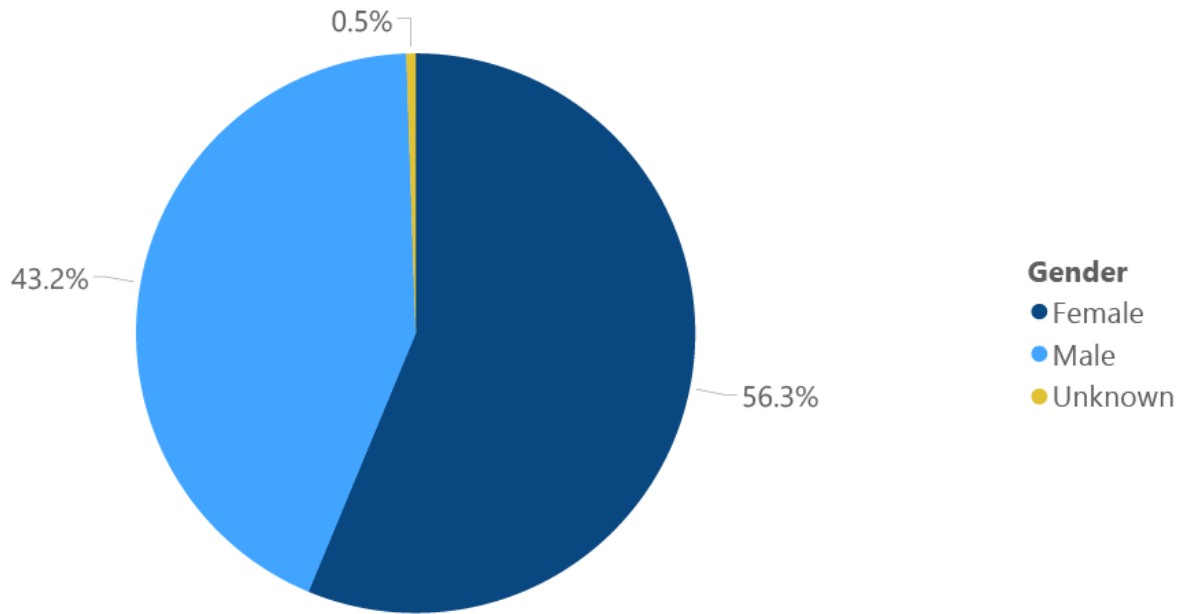
Race ● Black ● White ● American Indian or Alaska Native ● Other ● Asian



COVID-19 Cases by Race/Ethnicity through December 20, 2020*, Mississippi



COVID-19 Cases by Gender through December 20, 2020*, Mississippi



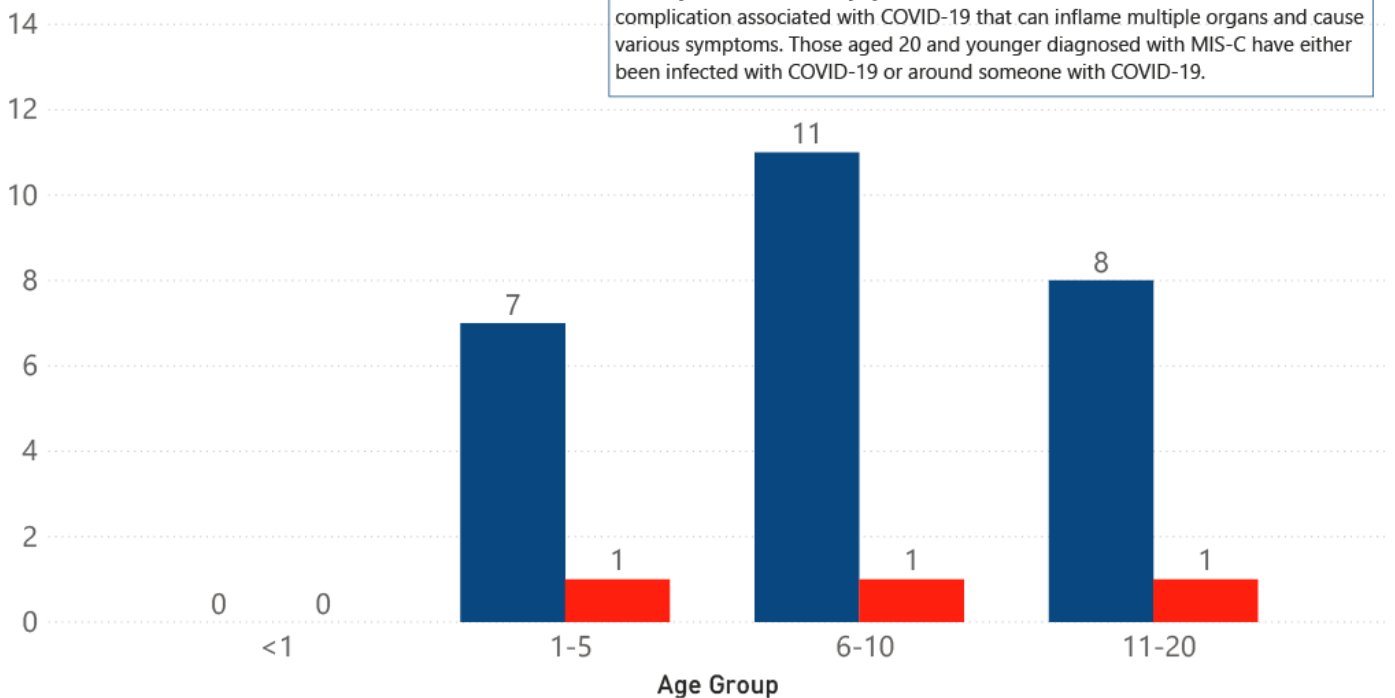
*Based on available data as of 6pm CT

Weekly Pediatric MIS-C Cases and Deaths

[Multisystem inflammatory syndrome in children \(MIS-C\)](#) is a rare but serious condition associated with COVID-19 that causes inflammation in many body parts, including the heart and other vital organs.

MIS-C* Cases and Deaths by Age Group through December 20, 2020, Mississippi

● MIS-C Cases ● MIS-C Deaths



*Multisystem inflammatory syndrome in children (MIS-C): A rare but serious complication associated with COVID-19 that can inflame multiple organs and cause various symptoms. Those aged 20 and younger diagnosed with MIS-C have either been infected with COVID-19 or around someone with COVID-19.

Weekly High Case and High Incidence Counties

Tracking counties with recent high numbers of COVID-19 cases, adjusted for population, provides insight on where local outbreaks are most serious, and where protective measures should be increased. For more accurate reporting, these weekly charts include sample collection dates only up to seven days in the past to allow for case investigation and delays in lab test reports.

Cases counts in these charts is based on the date of illness onset. If the date of illness is not known, the date the test sample was taken, or the date of test result reporting is used instead. Counts are adjusted as cases are investigated.

Counties are ranked by highest weekly case counts, and by weekly incidence (cases proportional to population). A separate table ranking all counties is also available. **All tables updated weekly.**

► [Full tables of counties ranked by weekly incidence and cases](#) PDF

COVID-19 High Incidence MS Counties Over 2 Week Period (November 30-December 13, 2020*)

County	Cases (November 30-December 13)	Cases per 100,000 (November 30-December 13)	Cases to Date (through December 13)	Cases per 100,000 Total	Percent Change
GREENE	265	1950.5	890	6550.9	42%
UNION	514	1783.8	2249	7805.0	30%
PONTOTOC	517	1606.9	2585	8034.4	25%
WINSTON	282	1570.6	1560	8688.4	22%
TIPPAH	343	1558.0	1643	7463.1	26%
COVINGTON	286	1534.7	1599	8580.2	22%
KEMPER	140	1437.1	606	6220.5	30%
FRANKLIN	110	1426.2	478	6197.3	30%
GRENADA	291	1401.9	1740	8382.3	20%
JASPER	229	1397.8	1094	6677.7	26%
WEBSTER	135	1393.3	621	6409.3	28%
LOWNDES	814	1389.2	3323	5671.1	32%

*based on available data as of 6pm CT
 Cases based on test date. Cases without test date excluded due to ongoing investigations.
 Table will be updated weekly. A one week lag is used for reporting.

COVID-19 High Case MS Counties Over 2 Week Period (November 30-December 13, 2020*)

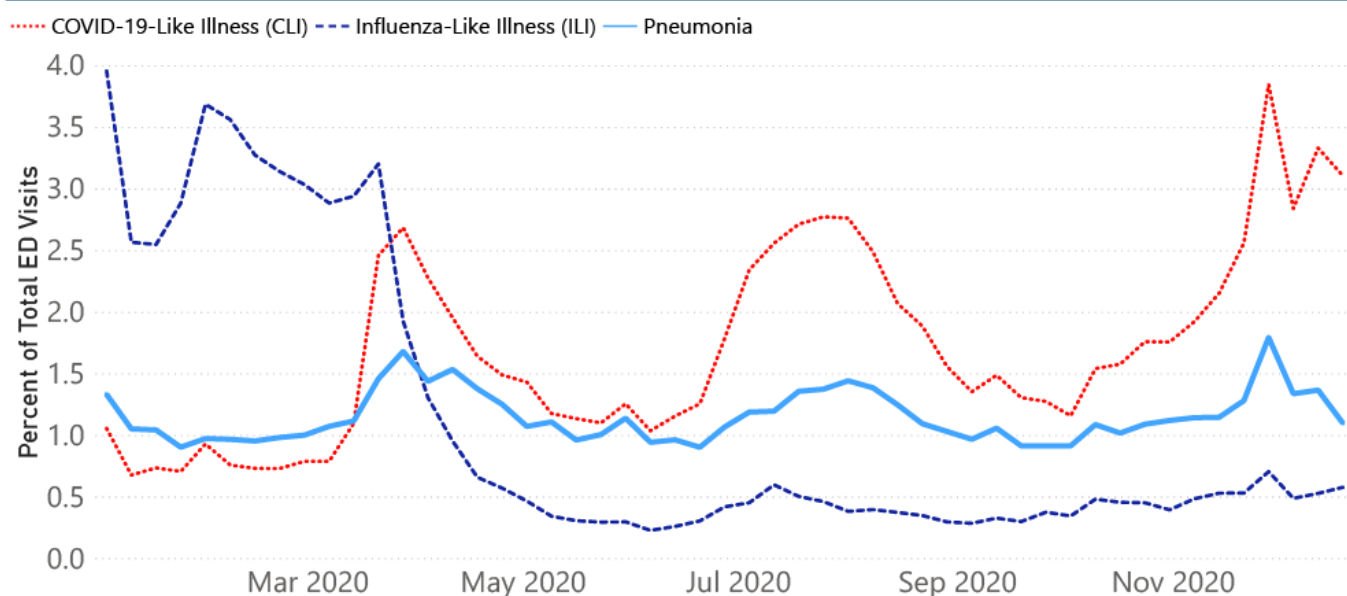
County	Cases (November 30-December 13)	Cases per 100,000 (November 30-December 13)	Cases to Date (through December 13)	Cases per 100,000 Total	Percent Change
DESOTO	1762	952.7	12228	6611.7	17%
HINDS	1658	715.1	12048	5196.7	16%
HARRISON	1476	709.3	8914	4283.9	20%
RANKIN	1321	850.8	7365	4743.3	22%
LEE	1081	1265.3	6396	7486.3	20%
MADISON	893	840.3	5985	5631.8	18%
JACKSON	863	600.9	7512	5230.6	13%
LOWNDES	814	1389.2	3323	5671.1	32%
JONES	704	1033.8	4437	6515.6	19%
FORREST	638	851.8	4575	6108.4	16%
LAUDERDALE	628	847.2	4272	5763.2	17%
PONTOTOC	517	1606.9	2585	8034.4	25%

*based on available data as of 6pm CT
 Cases based on test date. Cases without test date excluded due to ongoing investigations.
 Table will be updated weekly. A one week lag is used for reporting.

Syndromic Surveillance

Emergency department visits by those with symptoms characteristic of COVID-19, influenza and pneumonia, updated weekly.

Percentage of Emergency Department and Clinic visits for CLI, ILI, and Pneumonia Cases Weekly Statewide Summary, January 4, 2020 - December 19, 2020



*The graph represents syndromic surveillance data from emergency department visits, reported electronically by hospitals throughout the state, that are consistent with COVID-19-Like Illness (CLI), Influenza-Like Illness (ILI), and Pneumonia. Based on available data as of 6pm CT. Graph will be updated weekly.

Estimated Recoveries

Presumed COVID-19 cases recovered, estimated weekly (does not include cases still under investigation).

COVID-19 Presumed Recovered Cases through December 20, 2020, Mississippi

154,669

Presumed Recovered*

*Reflects Provisional Estimates. Presumed Recovered if:

- 1) It has been 14 days or more since the case tested positive, if they were not hospitalized
- 2) It has been 21 days or more since the case tested positive, if they were hospitalized or hospitalization was unknown.

All deaths excluded. Presumed recovered counts will be updated weekly.

U.S. and World Cases

- ▶ [COVID-19 cases in the United States \(CDC\)](#)
- ▶ [U.S. COVID-19 Tracker \(CDC\)](#)
- ▶ [COVID-19 Global Case Map \(Johns Hopkins University\)](#)

COVID-19 Testing

Statewide Combined Testing as of December 19

COVID-19 testing providers around the state include commercial laboratories as well as hospital labs. Combined with testing done by the MSDH Public Health Laboratory, the figures provide a complete picture of all Mississippi testing. (Updated weekly)

PCR testing detects current, active COVID-19 infection in an individual.

Antibody (serology) testing identifies individuals with past COVID-19 infection based on antibodies they develop one to three weeks after infection.

Antigen testing is another way to identify current COVID-19 infection.

	Total tests	PCR	Antibody	Antigen
MSDH Public Health Laboratory	143,138	141,895	1,243	0
Other testing providers	1,587,297	1,125,707	59,634	401,956

Total tests for COVID-19 statewide	1,730,435	1,267,602	60,877	401,956
------------------------------------	------------------	------------------	---------------	----------------

MSDH Individuals Tested as of December 25

MSDH Public Health Laboratory (MPHL) testing totals as of 3 p.m. These totals are for tests performed at the MPHL only.

- Total individuals tested by the MPHL: **97,534**
- Total positive individuals from MPHL tests: **11,600**

Getting Tested for COVID-19

The MSDH Public Health Laboratory, its partners, and private providers are testing statewide for COVID-19.

Anyone with symptoms of fever, severe cough or severe chest pains – especially those who are older or in poor health – should make arrangements for testing with their doctor or one of the many healthcare providers now performing testing. Always call ahead to the testing provider for instructions on safely being examined before you visit for your test.

Free testing: Free drive-through testing sites are offered at county health departments on a weekly schedule by appointment.

- ▶ [Find a COVID-19 testing provider near you](#)
- ▶ [Free COVID-19 rapid testing schedule](#)

Prevention and Guidance for Individuals and the Community

- ▶ [Preventive steps to take, recommendations, guidance and general information on COVID-19](#)

Get COVID-19 e-mail updates daily with our free newsletter:

Last reviewed on Mar 5,

2020

[error on this](#)

[email page](#)

[print](#)

Related resources

- ▶ [COVID-19 Public Health Guidance for the Holidays](#)
- ▶ [IT IS REAL: COVID-19 as Told by Survivors](#)
- ▶ [Free COVID-19 Testing and Local Testing Providers](#)
- ▶ [COVID-19 Guidance and Prevention for Individuals and the Community](#)

Updated December 22, 2020

More topics

- ▶ [\[Espanol, Tieng Viet, ASL \]](#)
- ▶ [County Data](#)
- ▶ [Diagnostic Testing EUA](#)
- ▶ [Handouts and Posters](#)
- ▶ [Healthcare Professionals](#)
- ▶ [Interactive Map and Charts](#)
- ▶ [Long-Term Care Outbreaks](#)
- ▶ [Prevention and Safety Guidance](#)
- ▶ [School Cases and Outbreaks](#)
- ▶ [Testing for COVID-19](#)

COVID-19 Vaccinations

Latest information

Questions and answers

Mississippi Vaccination Plan

Vaccinations are now ongoing for high-risk healthcare workers and long-term care facilities.

[FULL INFORMATION](#)

AGENCY

[About Us](#)

[Administration](#)

[Board of Health](#)

[County Offices](#)

[Institutional Review](#)

[Jobs](#)

[Locations](#)

[Public Health Laboratory](#)

[RFPs/Grants](#)

[More »](#)

[Intranet](#)

[OHIT+ER Service Center](#)

[Webmail](#)

INFORMATION

[Apps](#)

[Calendar of Events](#)

[Contact Us](#)

[Meetings](#)

[Health Resources](#)

[Hotlines](#)

[Locations](#)

[News](#)

[Newsletter](#)

[Phone Numbers](#)

[Español](#)

I NEED A ...

[Birth Certificate](#)

[Certificate of Need](#)

[Children's Health Insurance](#)

[Complaint Form](#)

[Criminal History Check](#)

[Death Certificate](#)

[Divorce Record](#)

[Food Permit](#)

[Immunization Record](#)

[J-1 Visa](#)

[License Verification](#)

[Marriage Record](#)

[Professional License](#)

[Public Records Request](#)

[Wastewater Application](#)

PUBLICATIONS

[Annual Report](#)

[CON Weekly Reports](#)

[Health Facilities Directory](#)

[Mississippi Morbidity Reports](#)

[Public Health Report](#)

[State Health Plan](#)

[Strategic Plan](#)

[More »](#)

Mississippi State Department of Health • 570 East Woodrow Wilson Dr • Jackson, MS 39216 • 866-HLTHY4U • [Contact and information](#)

