



Coronavirus Disease 2019 (COVID-19)

Updated December 28, 2020

Mississippi Coronavirus Hotline (7 days a week, 7 a.m.–7 p.m.): **877-978-6453**

Advisory from the State Health Officer on social gatherings: Due to rapidly rising COVID-19 cases, all residents of Mississippi should avoid any social gathering that includes individuals outside of the immediate family or household. MSDH recommends that Mississippians only participate in work, school or other absolutely essential activities, and avoid gatherings such as social events, sporting events, in-person church services, and weddings and funerals unless they involve only close family (preferably outdoors).

General Information

- ▶ [COVID-19 vaccinations](#)
- ▶ [Counties with mask mandates and gathering restrictions](#)
- ▶ [COVID-19 overview, questions and answers, and other resources](#)
- ▶ [COVID-19 and You: Video Q & A with State Health Officer Dr. Thomas Dobbs](#)
- ▶ [ASL, Spanish and Vietnamese materials](#)

Healthcare
Professionals

Guidance and more →

- ▶ [Healthcare guidance](#)
- ▶ [Electronic reporting](#)
- ▶ [Vaccine providers](#)
- ▶ [Specimens](#)
- ▶ [Lab dropoff](#)
- ▶ [Facilities guidance](#)
- ▶ [MS-HAN Alerts](#)

[ALL HEALTHCARE](#)

Current Cases and Statistics

County and state data →

- ▶ [Today's update](#)
- ▶ [County data reports](#)
- ▶ [State data charts](#)
- ▶ [Hospitalizations](#)
- ▶ [School and LTCF data](#)
- ▶ [Lab testing](#)
- ▶ [Recoveries](#)

[ALL STATISTICS](#)

Prevention, Testing and Guidance

Personal and community →

- ▶ [Getting tested](#)
- ▶ [Personal protection](#)
- ▶ [Gatherings and events](#)
- ▶ [Business and community](#)
- ▶ [School guidelines](#)
- ▶ [State agencies](#)
- ▶ [Vaccinations](#)

[ALL GUIDANCE](#)

Home isolation is mandatory if you have tested positive for COVID-19 by [order of the State Health Officer](#). (If you are awaiting results of routine testing *not* related to exposure, you may [return to work](#) and follow the safety guidance of your employer.)

Quarantine is mandatory for household members of someone who has COVID-19. Home quarantine permits working under certain circumstances.

COVID-19 in Mississippi

New Cases and Deaths as of December 27

NEW CASES

1,701

New COVID-19 positive test results reported to MSDH as of 6 p.m. yesterday.

NEW DEATHS

28

New COVID-19 related deaths reported to MSDH as of 6 p.m. yesterday. Three deaths occurred between December 25 and December 26 in the counties below.

County	Total
Forrest	1
Lamar	1
Lowndes	1

25 COVID-19 related deaths occurred between November 12 and December 20, identified from death certificate reports.

County	Total
Amite	1
Carroll	1
Coahoma	1
Desoto	2
Harrison	1
Hinds	2
Jackson	2
Lafayette	1
Leake	1
Lee	1
Lowndes	2
Marion	1
Neshoba	1
Oktibbeha	1

County	Total
Pearl River	1
Rankin	4
Tishomingo	1
Winston	1

LTC OUTBREAKS

235

Current outbreaks in long-term care facilities only. (See [LTC facility outbreak definition](#).)

About our case counts: We currently update our case totals each day based on test results from the previous day. Outside laboratories also report positive test results to us, which are included in our totals. Multiple positive tests for the same individual are counted only once. County case numbers and deaths may change as investigation finds new or additional information.

County COVID-19 Data

Race and Ethnicity

- ▶ [Total COVID-19 cases and deaths by county, race and ethnicity](#) PDF
Current and past data tables, updated daily

Data Snapshots for Individual Counties

- ▶ [Weekly COVID-19 snapshots for each Mississippi county](#)

High Cases and Incidence

- ▶ [Map of Mississippi counties by 7-day incidence](#)
- ▶ [Table of counties ranked by weekly cases and incidence](#)

Cumulative Cases and Deaths by County

Totals of all reported COVID-19 cases for 2020, including those in long-term care (LTC) facilities.

The numbers in this table are provisional. County case numbers and deaths may change as investigation finds new or additional information. The data provided below is the most current available.

County	Total Cases	Total Deaths	Total LTC Facility Cases	Total LTC Facility Deaths
Adams	1761	57	72	15
Total	208,089	4,634	9,139	1,673

County	Total Cases	Total Deaths	Total LTC Facility Cases	Total LTC Facility Deaths
Alcorn	2068	40	120	18
Amite	833	21	54	7
Attala	1669	44	166	29
Benton	659	20	45	10
Bolivar	3274	95	223	30
Calhoun	1123	16	25	4
Carroll	915	18	46	9
Chickasaw	1544	36	49	15
Choctaw	492	10	1	0
Claiborne	694	18	43	9
Clarke	1165	58	108	28
Clay	1280	30	20	3
Coahoma	1924	52	127	11
Copiah	2136	43	73	9
Covington	1773	66	133	39
De Soto	14149	135	107	20
Forrest	5076	96	205	42
Franklin	562	7	40	1
George	1678	34	48	7
Greene	965	25	51	6
Grenada	1926	61	146	30
Hancock	1912	53	68	14
Harrison	10266	143	462	53
Hinds	13567	252	681	96
Holmes	1557	64	103	20
Humphreys	705	22	33	8
Issaquena	148	4	0	0
Itawamba	2178	50	123	22
Jackson	8476	153	215	25
Jasper	1339	25	13	1
Jefferson	460	14	21	3
Jefferson Davis	743	22	8	1
Jones	5021	96	202	39
Total	208,089	4,634	9,139	1,673

County	Total Cases	Total Deaths	Total LTC Facility Cases	Total LTC Facility Deaths
Kemper	643	19	43	9
Lafayette	4141	78	182	46
Lamar	3955	59	45	13
Lauderdale	4771	168	370	87
Lawrence	910	16	27	2
Leake	1979	50	81	9
Lee	7370	115	205	40
Leflore	2553	98	204	48
Lincoln	2466	74	166	36
Lowndes	4178	88	187	40
Madison	6905	129	311	58
Marion	1707	60	151	20
Marshall	2840	63	62	15
Monroe	2854	85	179	53
Montgomery	955	31	54	9
Neshoba	2909	139	183	55
Newton	1557	32	74	11
Noxubee	909	20	22	4
Oktibbeha	3270	71	204	32
Panola	3068	69	103	13
Pearl River	2430	80	143	30
Perry	832	30	20	7
Pike	2138	65	106	27
Pontotoc	3075	40	20	3
Prentiss	2023	41	99	15
Quitman	591	7	0	0
Rankin	8449	161	318	46
Scott	2071	38	35	4
Sharkey	382	17	43	8
Simpson	1953	61	152	19
Smith	990	19	55	8
Stone	1126	18	63	9
Sunflower	2335	59	90	15
Total	208,089	4,634	9,139	1,673

County	Total Cases	Total Deaths	Total LTC Facility Cases	Total LTC Facility Deaths
Tallahatchie	1187	30	43	7
Tate	2324	56	79	19
Tippah	1919	40	78	5
Tishomingo	1528	52	101	26
Tunica	724	19	15	2
Union	2678	36	106	16
Walthall	966	34	67	13
Warren	2566	77	163	37
Washington	4171	114	187	39
Wayne	1616	27	68	11
Webster	703	18	56	11
Wilkinson	516	23	24	5
Winston	1802	47	105	28
Yalobusha	967	31	81	22
Yazoo	2049	50	138	17
Total	208,089	4,634	9,139	1,673

Case Classifications

Mississippi investigates and reports both probable and confirmed cases and deaths according to the [CSTE case definition](#).

	Confirmed	Probable	Total
Cases	144,991	63,098	208,089
Deaths	3,746	888	4,634

Confirmed cases and deaths are generally determined by positive PCR tests, which detect the presence of ongoing coronavirus infection.

Probable cases are those who test positive by other testing methods such as antibody or antigen, and have recent symptoms consistent with COVID-19, indicating a recent infection.

Probable deaths are those individuals with a designation of COVID-19 as a cause of death on the death certificate, but where no confirmatory testing was performed.

Deaths from COVID-19 and Other Causes

This table of death counts compares COVID-19 deaths in Mississippi by week with deaths from other major causes, including contributing and underlying causes.

► [Mississippi Provisional Death Counts by Week](#)
Updated weekly

K-12 School Report

Mississippi K-12 schools make weekly reports of cases among students, teachers and staff, number of outbreaks, and teachers and students under quarantine as a result of COVID-19 exposure. An outbreak in a school setting is defined as 3 or more individuals diagnosed with COVID-19 in the same group within a 14-day period.

Note: These cases have been directly reported to MSDH by each school, and may not yet have appeared in our state and county totals of cases reported by laboratories.

- ▶ [K-12 reports of COVID-19 school cases, outbreaks and exposure](#)
Updated weekly

Long-Term Care Facility Cases and Outbreaks

Long-term care (LTC) facilities like nursing homes are considered high risk locations because their residents are older or in poor health. A single confirmed COVID-19 infection in an LTC facility resident, or more than one infection in employees or staff in a 14-day period constitutes an outbreak. Residential care facilities also represent group living facilities where COVID-19 can be easily spread. We investigate residents, staff and close contacts of infected individuals for possible exposure.

These outbreak figures are reported directly to MSDH by the facility. Many of the cases and deaths reported by facilities may not yet be included in our totals of lab-reported cases.

- ▶ [Mississippi COVID-19 cases and deaths in long-term care facilities](#) PDF
Long-term care facilities include nursing homes, personal care homes, assisted living homes, and intermediate care facilities for individuals with intellectual disability (ICF-IID)
- ▶ [Mississippi COVID-19 cases and deaths in residential care facilities](#) PDF
Residential care facilities include psychiatric or chemical dependency residential treatment centers and long-term acute care facilities.

Ongoing Outbreaks in Nursing Homes

Data such as illness in residents and staff, deaths in residents, as well as a number of other data elements are now publicly available on the website of the Centers for Medicare and Medicaid (CMS). MSDH is providing the following links to view this data, which is reported directly by nursing homes and is updated daily.

Note: Cases and deaths listed on the CMS website may not have appeared yet in our county totals, which are based on reports from testing laboratories.

- ▶ [Search for nursing home COVID-19 data](#)
- ▶ [About the CMS COVID-19 dataset](#)
- ▶ [CMS state and national COVID-19 nursing home data](#)

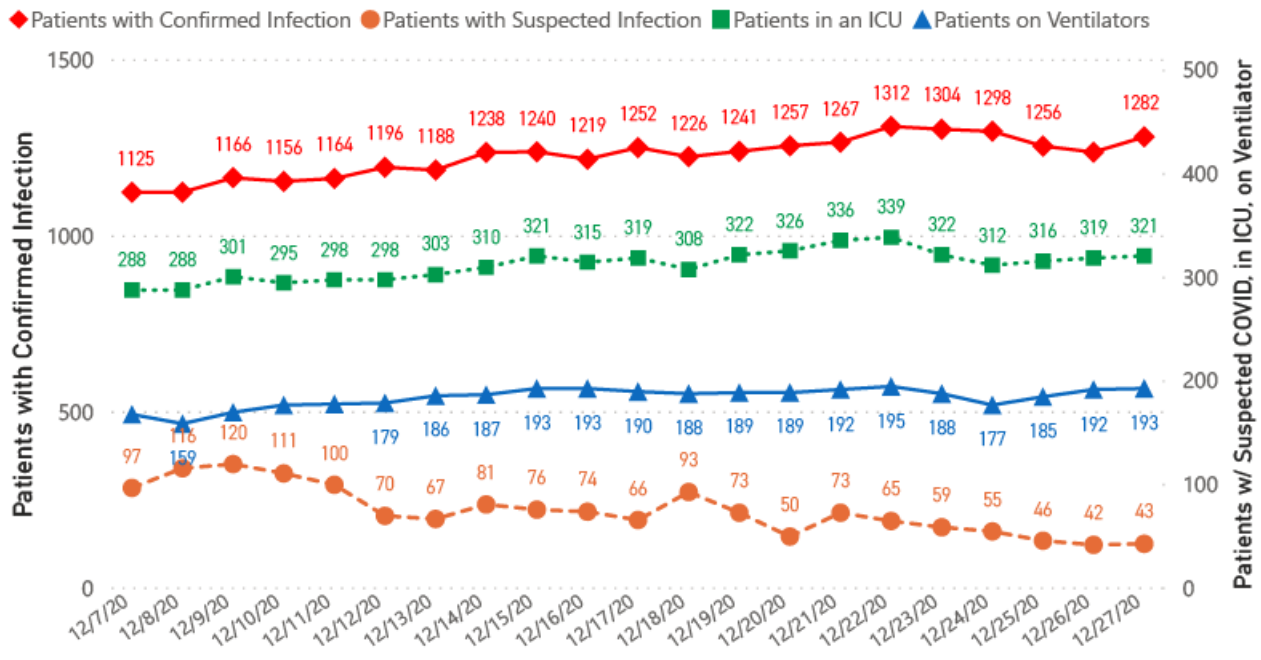
Mississippi COVID-19 Data Charts and Maps

All data reports below are updated as they become available.

Hospitalizations and Bed Availability

- ▶ [View interactive hospitalization charts](#)

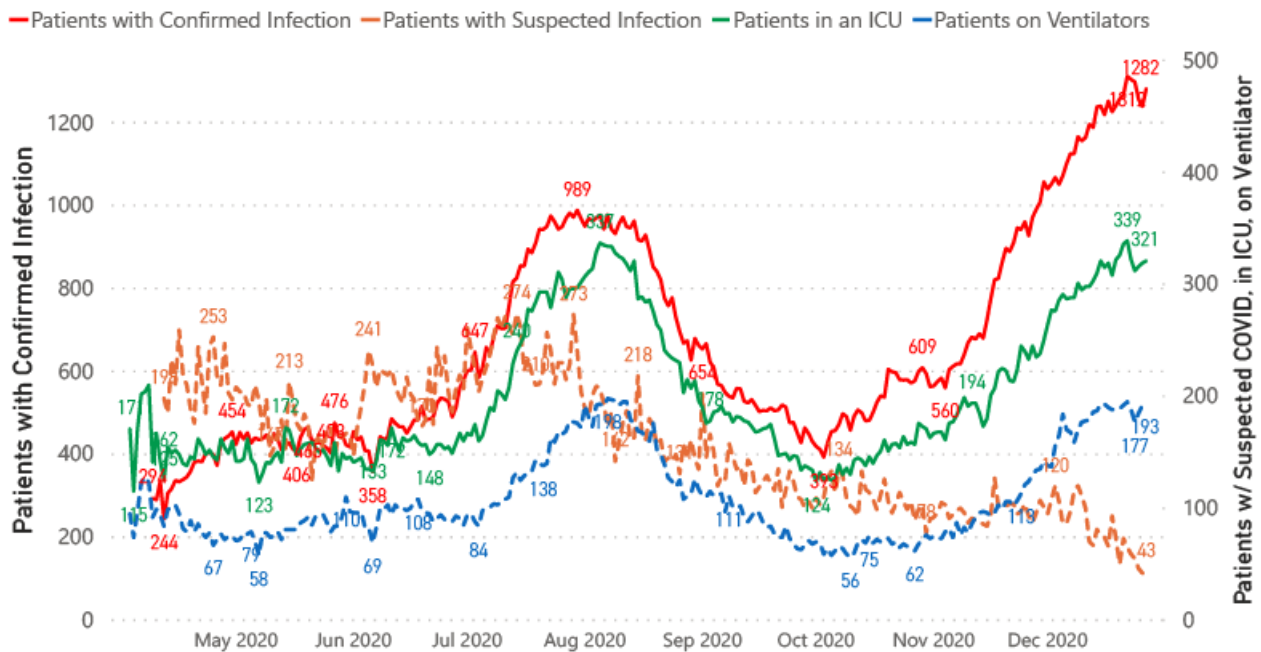
COVID-19 Hospitalizations Reported by MS Hospitals, 12/7/20-12/27/20 *,**



Hospitalization and ICU Use to Date

Updated weekly

COVID-19 Hospitalizations Trends, Reported by MS Hospitals as of 12/27/20 *,**



Daily Case Maps

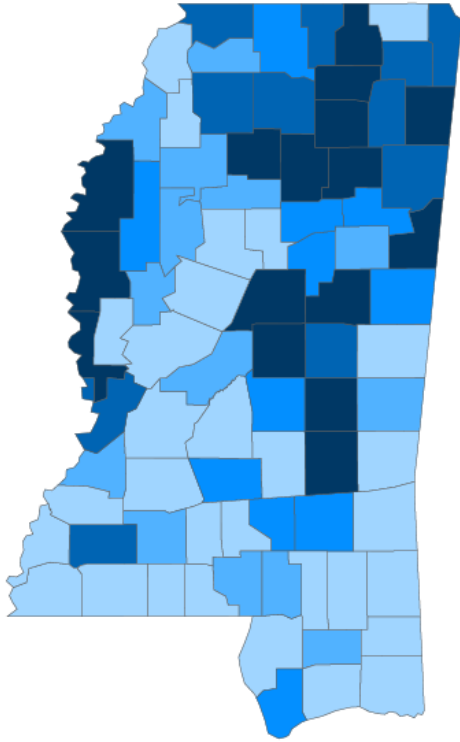
[View all interactive maps](#)

Recent COVID-19 Activity

The chart below shows counties according to COVID-19 incidence (cases by population) over the last 7 days.

► [See also: Weekly county incidence tables](#)

Mississippi COVID-19 Cases Incidence Rate * as of December 27, 2020



● <50.0 ● 50.0 to 60.0 ● 60.0 to 70.0 ● 70.0 to 80.0 ● >80.0

* Based on average daily new cases of past 7 days per 100,000 population.

7 Day Average
New Cases

1,798.4

Cumulative Cases

208,089

7 Day Average
Incidence Rate *

62.2

2019 Estimated Population

2,976,149

County	Incidence Rate	New Cases (7-Day Avg)	2019 Est. Population	Mask Mandate Status	Mask Mandate Started	Mask Mandate Ended
Calhoun	126.3	18.1	14,361	None		
Leake	121.6	27.7	22,786	Ended	10/26/20	11/11/20
Pontotoc	115.4	37.1	32,174	Active	11/16/20	
Winston	115.4	20.7	17,955	Active	11/16/20	
Itawamba	109.3	25.6	23,390	Active	11/16/20	
Lowndes	108.2	63.4	58,595	Active	11/24/20	
Jasper	107.3	17.6	16,383	None		
Bolivar	104.0	31.9	30,628	Active	11/24/20	
Yalobusha	101.5	12.3	12,108	Active	11/10/20	
Washington	101.2	44.4	43,909	None		

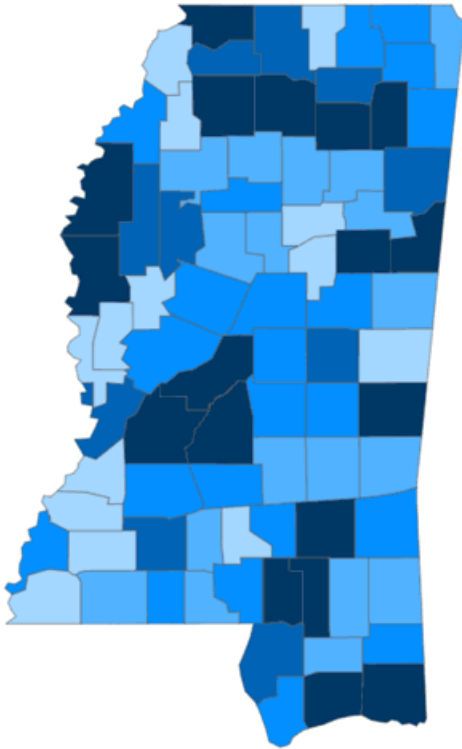
Cumulative COVID-19 Cases

Total cases and deaths by county since the start of the pandemic.

► [See also: Weekly estimate of recoveries](#)

Mississippi COVID-19
Cases and Deaths by Race with Ethnicity
as of 6 pm CT, December 27, 2020

Total Cases
208,089



	American Indian or Alaska Native	Asian	Black	White	Other	Unknown
Non Hispanic	827	600	56,743	74,002	2,070	1,238
Hispanic	36	25	257	1,449	2,606	341
Unknown Ethnicity	851	238	14,207	20,114	6,018	26,467

Total Deaths
4,634

	American Indian or Alaska Native	Asian	Black	White	Other	Unknown
Non Hispanic	72	8	1,687	2,016	24	8
Hispanic	1	0	7	25	16	1
Unknown Ethnicity	21	6	243	348	38	113

● 1 to 750 ● 751 to 1500 ● 1501 to 2250 ● 2251 to 3000 ● >3000

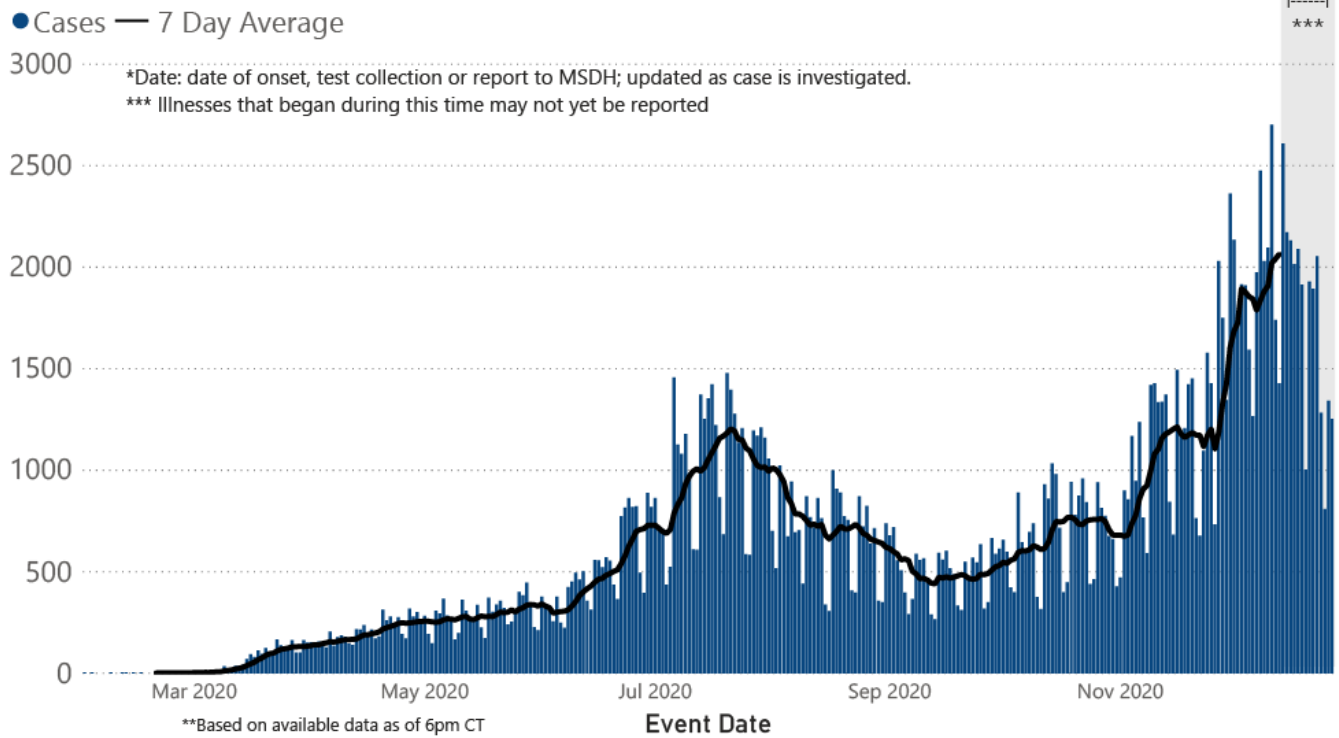
Daily Statewide Data Charts

Our state case map and other data charts are also available in interactive form.

▶ [View interactive epidemiological and surveillance charts](#)

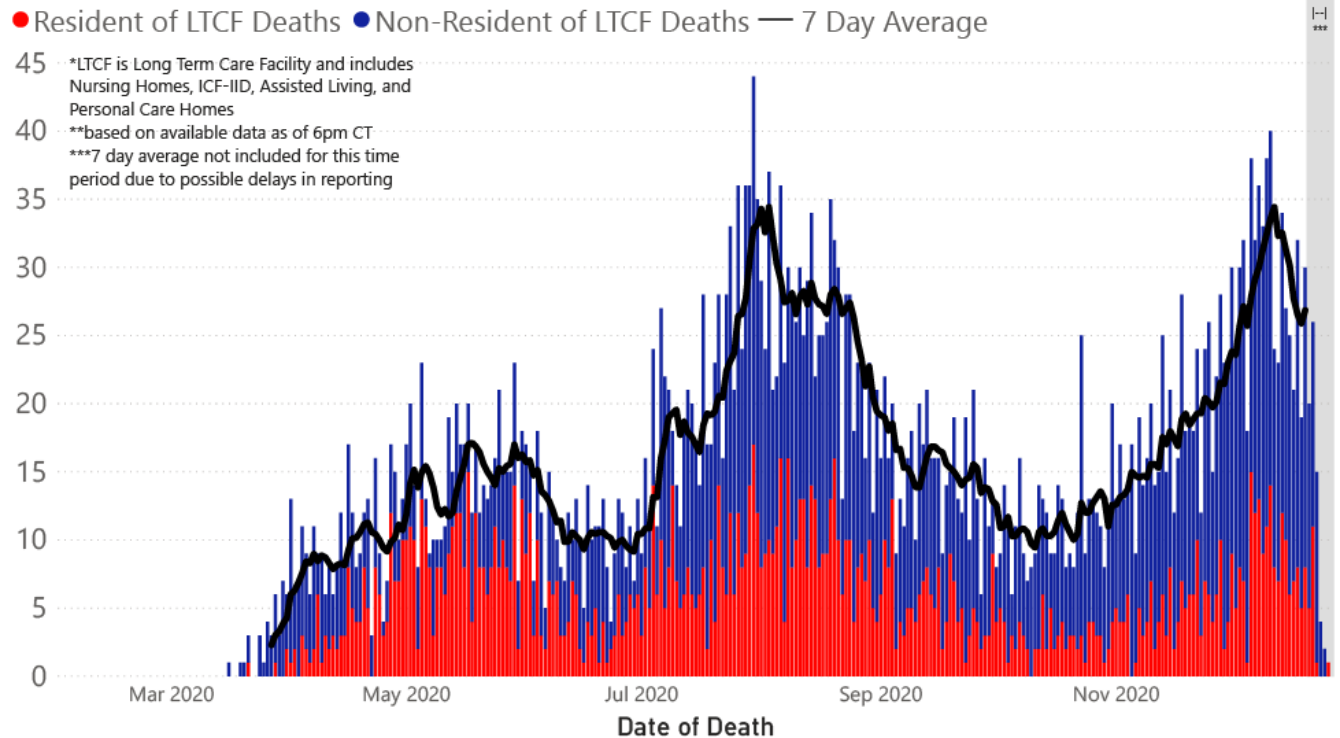
The charts below are based on available data at the time of publication. Charts do **not** include cases where insufficient details of the case are known.

COVID-19 Cases by Date* through December 27, 2020**, Mississippi

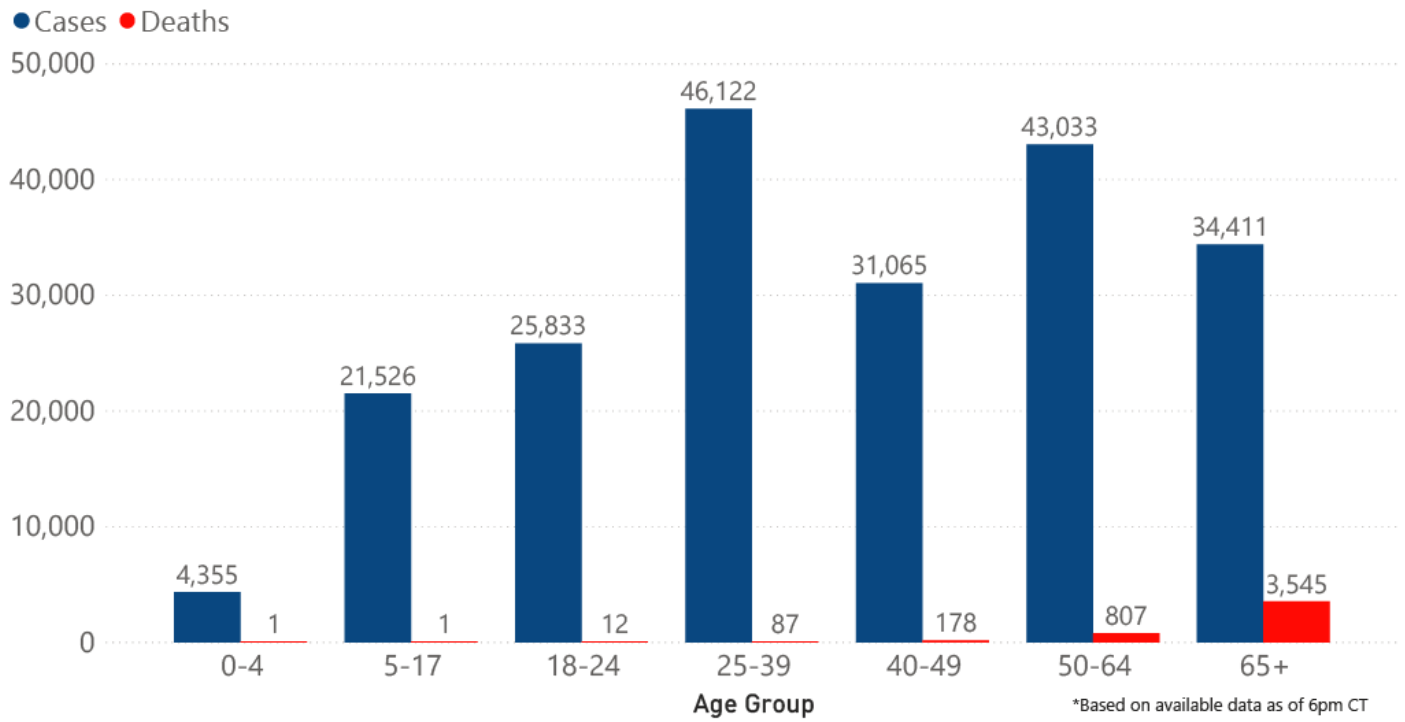


Note: Values up to two weeks in the past on the chart of Cases by Date above can change as we update it with new information from disease investigation.

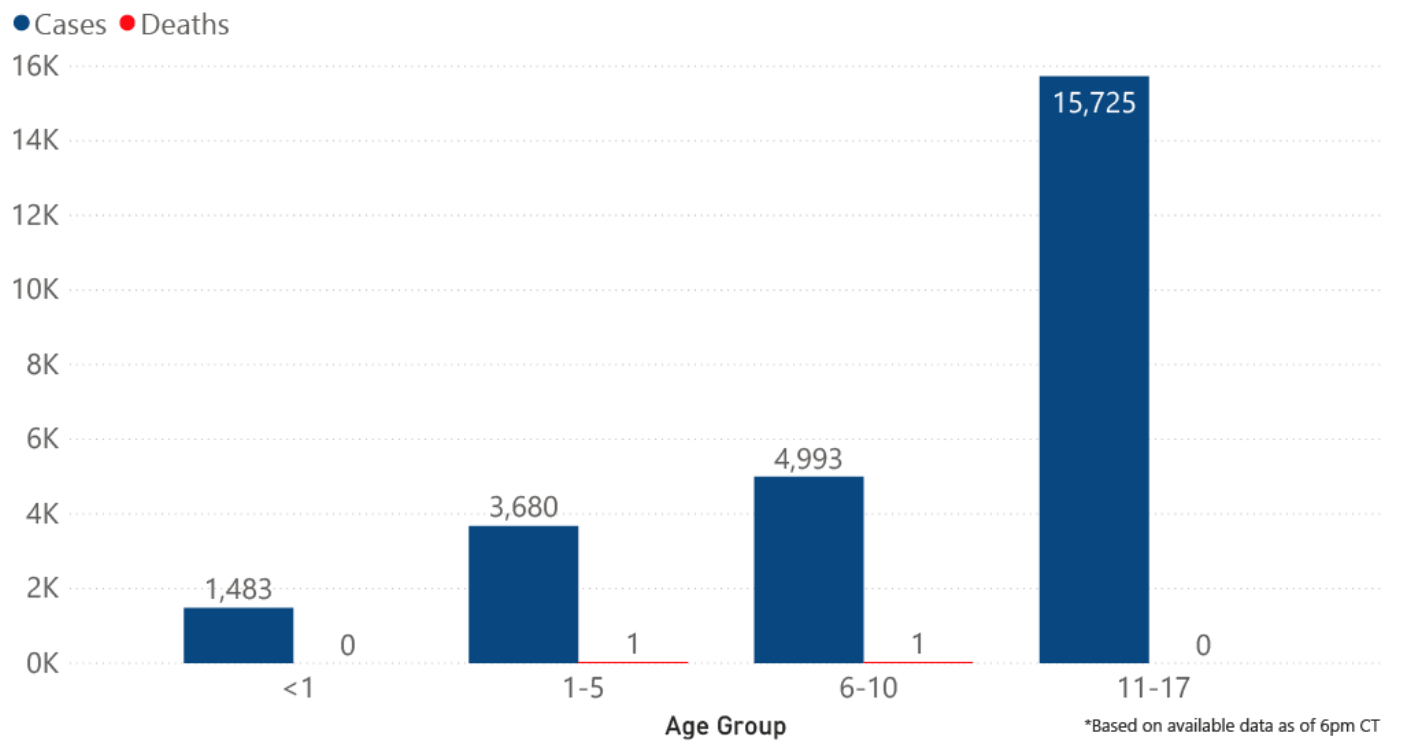
COVID-19 LTCF* and Non-LTCF Deaths by Date of Death through December 27, 2020**, Mississippi



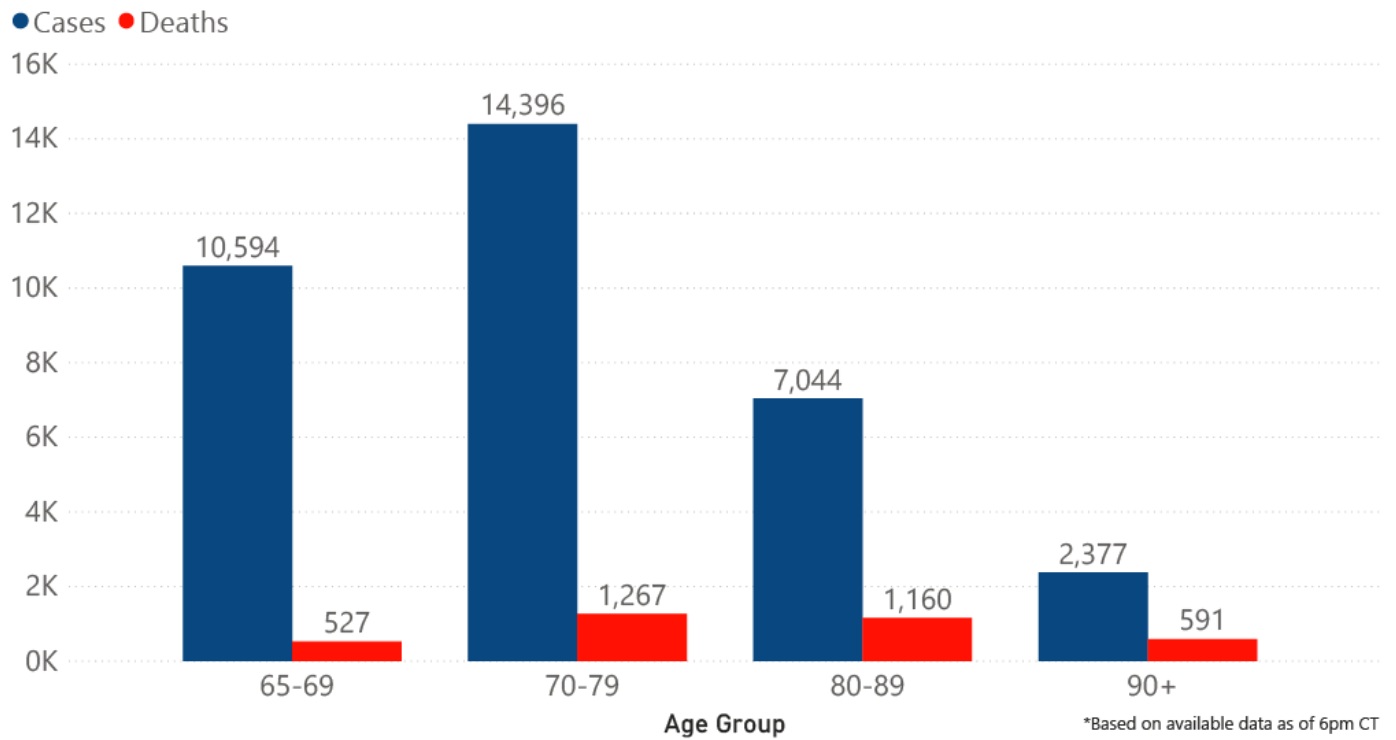
COVID-19 Cases and Deaths by Age Group through December 27, 2020*, Mississippi



COVID-19 Pediatric Cases and Deaths by Age Group through December 27, 2020*, Mississippi

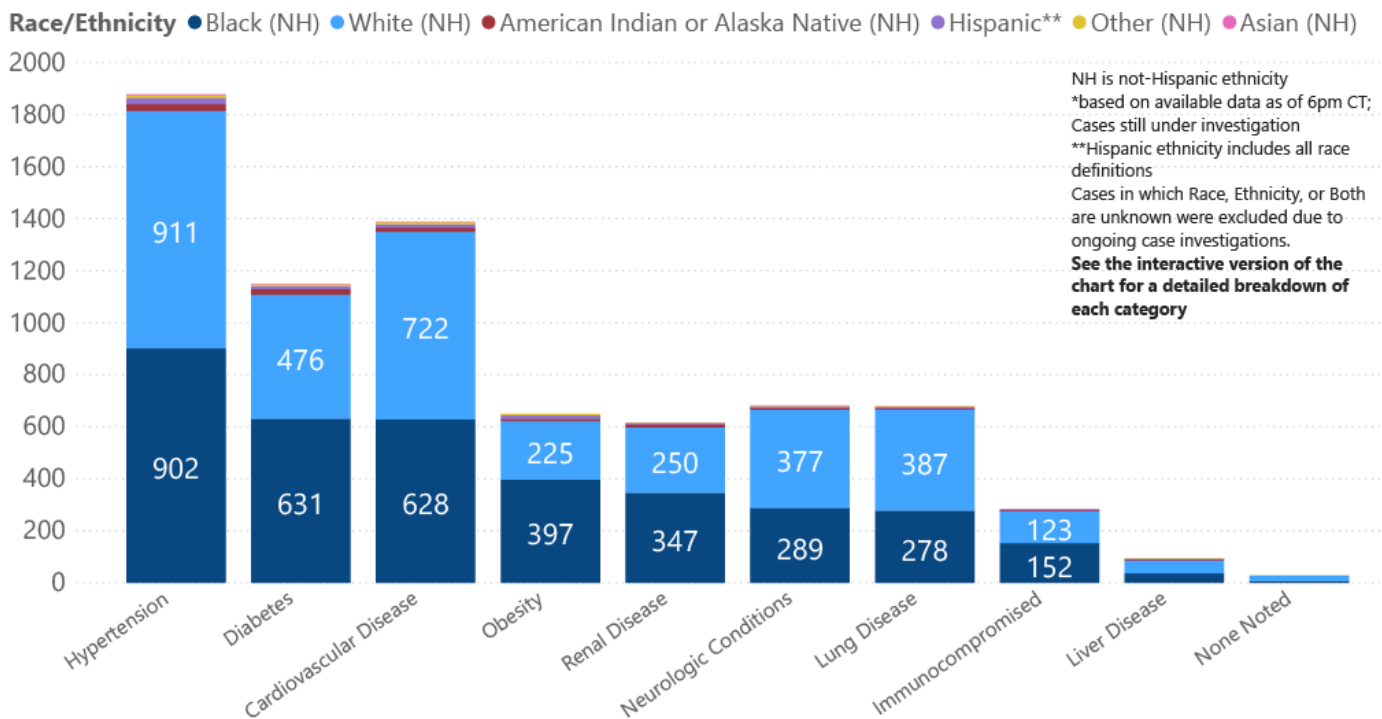


COVID-19 Geriatric Cases and Deaths by Age Group through December 27, 2020*, Mississippi



Weekly Statewide Data Summaries

COVID-19 Underlying Conditions in Deaths by Race/Ethnicity through December 27, 2020*, Mississippi



COVID-19 Deaths by Race/Ethnicity through December 27, 2020*, Mississippi



COVID-19 Hospitalized Cases by Age through December 27, 2020*, Mississippi

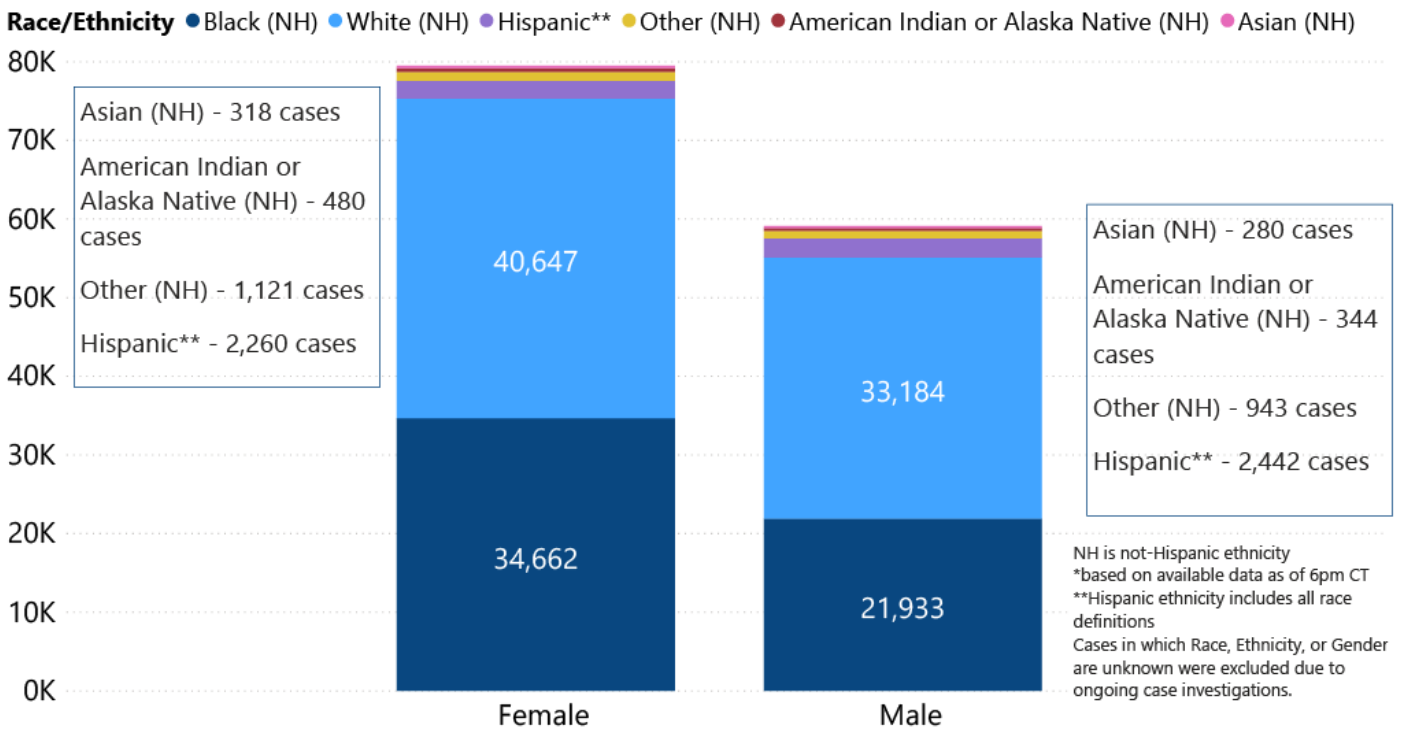


COVID-19 Cumulative Hospitalizations-Investigated Cases December 27, 2020 *



* Cases in which hospitalization is unknown were excluded due to ongoing case investigations; based on available data as of 6 pm CT

COVID-19 Cases by Race/Ethnicity and Gender through December 27, 2020*, Mississippi

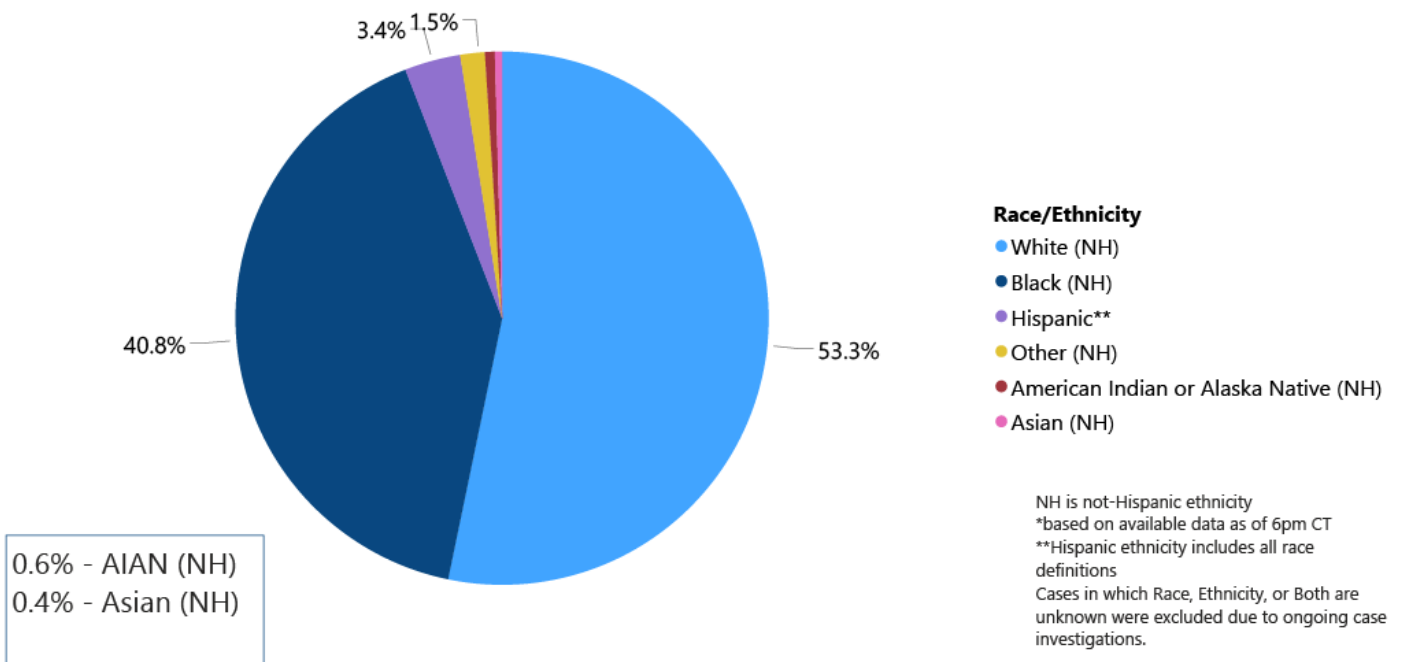


COVID-19 Deaths by Race and Gender through December 27, 2020*, Mississippi

Race ● Black ● White ● American Indian or Alaska Native ● Other ● Asian



COVID-19 Cases by Race/Ethnicity through December 27, 2020*, Mississippi



COVID-19 Cases by Gender through December 27, 2020*, Mississippi



*Based on available data as of 6pm CT

Weekly Pediatric MIS-C Cases and Deaths

[Multisystem inflammatory syndrome in children \(MIS-C\)](#) is a rare but serious condition associated with COVID-19 that causes inflammation in many body parts, including the heart and other vital organs.

MIS-C* Cases and Deaths by Age Group through December 27, 2020, Mississippi

● MIS-C Cases ● MIS-C Deaths



Weekly High Case and High Incidence Counties

Tracking counties with recent high numbers of COVID-19 cases, adjusted for population, provides insight on where local outbreaks are most serious, and where protective measures should be increased. For more accurate reporting, these weekly charts include sample collection dates only up to seven days in the past to allow for case investigation and delays in lab test reports.

Cases counts in these charts is based on the date of illness onset. If the date of illness is not known, the date the test sample was taken, or the date of test result reporting is used instead. Counts are adjusted as cases are investigated.

Counties are ranked by highest weekly case counts, and by weekly incidence (cases proportional to population). A separate table ranking all counties is also available. **All tables updated weekly.**

► [Full tables of counties ranked by weekly incidence and cases](#) PDF

COVID-19 High Incidence MS Counties Over 2 Week Period (December 7-20, 2020*)					
County	Cases (December 7-20)	Cases per 100,000 (December 7-20)	Cases to Date (through December 20)	Cases per 100,000 Total	Percent Change
UNION	597	2071.8	2531	8783.6	31%
TIPPAH	387	1757.9	1814	8239.8	27%
JASPER	282	1721.3	1247	7611.5	29%
LOWNDES	945	1612.8	3798	6481.8	33%
PONTOTOC	504	1566.5	2848	8851.9	22%
CHICKASAW	258	1508.5	1452	8489.7	22%
FRANKLIN	116	1504.0	537	6962.3	28%
GRENADA	311	1498.2	1869	9003.8	20%
WINSTON	262	1459.2	1677	9340.0	19%
BOLIVAR	421	1374.6	3086	10075.7	16%
LEE	1147	1342.5	6974	8162.8	20%
COVINGTON	244	1309.3	1705	9149.0	17%

*based on available data as of 6pm CT
 Cases based on test date. Cases without test date excluded due to ongoing investigations.
 Table will be updated weekly. A one week lag is used for reporting.

COVID-19 High Case MS Counties Over 2 Week Period (December 7-20, 2020*)

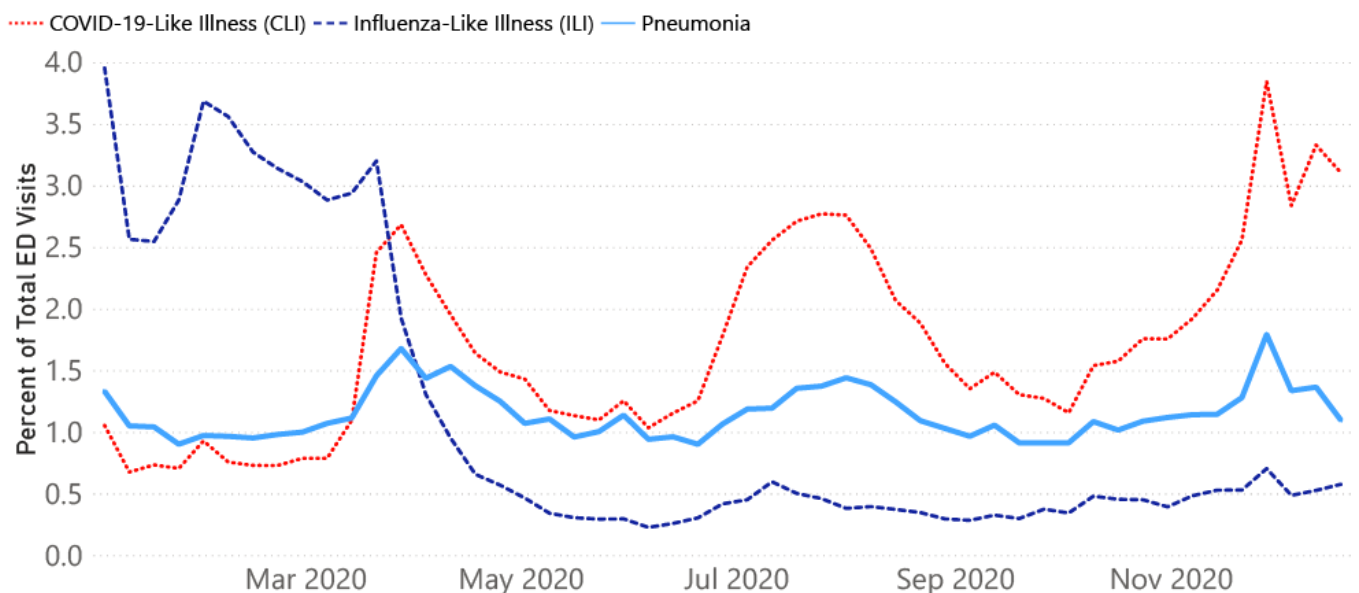
County	Cases (December 7-20)	Cases per 100,000 (December 7-20)	Cases to Date (through December 20)	Cases per 100,000 Total	Percent Change
DESOTO	2033	1099.2	13305	7194.0	18%
HINDS	1853	799.3	13011	5612.1	17%
HARRISON	1657	796.3	9713	4667.9	21%
RANKIN	1280	824.4	8015	5161.9	19%
LEE	1147	1342.5	6974	8162.8	20%
MADISON	1045	983.3	6570	6182.2	19%
JACKSON	1004	699.1	8076	5623.3	14%
LOWNDES	945	1612.8	3798	6481.8	33%
JONES	692	1016.2	4768	7001.7	17%
FORREST	637	850.5	4867	6498.3	15%
UNION	597	2071.8	2531	8783.6	31%
LAUDERDALE	593	800.0	4551	6139.6	15%

*based on available data as of 6pm CT
 Cases based on test date. Cases without test date excluded due to ongoing investigations.
 Table will be updated weekly. A one week lag is used for reporting.

Syndromic Surveillance

Emergency department visits by those with symptoms characteristic of COVID-19, influenza and pneumonia, updated weekly.

Percentage of Emergency Department and Clinic visits for CLI, ILI, and Pneumonia Cases Weekly Statewide Summary, January 4, 2020 - December 19, 2020



*The graph represents syndromic surveillance data from emergency department visits, reported electronically by hospitals throughout the state, that are consistent with COVID-19-Like Illness (CLI), Influenza-Like Illness (ILI), and Pneumonia. Based on available data as of 6pm CT. Graph will be updated weekly.

Estimated Recoveries

Presumed COVID-19 cases recovered, estimated weekly (does not include cases still under investigation).

COVID-19 Presumed Recovered Cases through December 27, 2020, Mississippi

167,263

Presumed Recovered*

*Reflects Provisional Estimates. Presumed Recovered if:

- 1) It has been 14 days or more since the case tested positive, if they were not hospitalized
- 2) It has been 21 days or more since the case tested positive, if they were hospitalized or hospitalization was unknown.

All deaths excluded. Presumed recovered counts will be updated weekly.

U.S. and World Cases

- ▶ [COVID-19 cases in the United States \(CDC\)](#)
- ▶ [U.S. COVID-19 Tracker \(CDC\)](#)
- ▶ [COVID-19 Global Case Map \(Johns Hopkins University\)](#)

COVID-19 Testing

Statewide Combined Testing as of December 19

COVID-19 testing providers around the state include commercial laboratories as well as hospital labs. Combined with testing done by the MSDH Public Health Laboratory, the figures provide a complete picture of all Mississippi testing. (Updated weekly)

PCR testing detects current, active COVID-19 infection in an individual.

Antibody (serology) testing identifies individuals with past COVID-19 infection based on antibodies they develop one to three weeks after infection.

Antigen testing is another way to identify current COVID-19 infection.

	Total tests	PCR	Antibody	Antigen
MSDH Public Health Laboratory	143,138	141,895	1,243	0
Other testing providers	1,587,297	1,125,707	59,634	401,956

Total tests for COVID-19 statewide	1,730,435	1,267,602	60,877	401,956
------------------------------------	------------------	------------------	---------------	----------------

MSDH Individuals Tested as of December 27

MSDH Public Health Laboratory (MPHL) testing totals as of 3 p.m. These totals are for tests performed at the MPHL only.

- Total individuals tested by the MPHL: **97,990**
- Total positive individuals from MPHL tests: **11,675**

Getting Tested for COVID-19

The MSDH Public Health Laboratory, its partners, and private providers are testing statewide for COVID-19.

Anyone with symptoms of fever, severe cough or severe chest pains – especially those who are older or in poor health – should make arrangements for testing with their doctor or one of the many healthcare providers now performing testing. Always call ahead to the testing provider for instructions on safely being examined before you visit for your test.

Free testing: Free drive-through testing sites are offered at county health departments on a weekly schedule by appointment.

- ▶ [Find a COVID-19 testing provider near you](#)
- ▶ [Free COVID-19 rapid testing schedule](#)

Prevention and Guidance for Individuals and the Community

- ▶ [Preventive steps to take, recommendations, guidance and general information on COVID-19](#)

Get COVID-19 e-mail updates daily with our free newsletter: [+](#)

Last reviewed on Mar 5,

2020

[error on this](#)

[email page](#)

[print](#)

Related resources

- ▶ [COVID-19 Public Health Guidance for the Holidays](#)
- ▶ [IT IS REAL: COVID-19 as Told by Survivors](#)
- ▶ [Free COVID-19 Testing and Local Testing Providers](#)
- ▶ [COVID-19 Guidance and Prevention for Individuals and the Community](#)

Updated December 22, 2020

More topics

- ▶ [\[Espanol, Tieng Viet, ASL \]](#)
- ▶ [County Data](#)
- ▶ [Diagnostic Testing EUA](#)
- ▶ [Handouts and Posters](#)
- ▶ [Healthcare Professionals](#)
- ▶ [Interactive Map and Charts](#)
- ▶ [Long-Term Care Outbreaks](#)
- ▶ [Prevention and Safety Guidance](#)
- ▶ [School Cases and Outbreaks](#)
- ▶ [Testing for COVID-19](#)

Beware the silent super-spreader at your holiday table.

Most people who have COVID-19 don't know it.



Keep it small — keep it safe

AGENCY

[About Us](#)

[Administration](#)

[Board of Health](#)

[County Offices](#)

[Institutional Review](#)

[Jobs](#)

[Locations](#)

[Public Health Laboratory](#)

[RFPs/Grants](#)

[More »](#)

[Intranet](#)

[OHIT+ER Service Center](#)

[Webmail](#)

INFORMATION

[Apps](#)

[Calendar of Events](#)

[Contact Us](#)

[Meetings](#)

[Health Resources](#)

[Hotlines](#)

[Locations](#)

[News](#)

[Newsletter](#)

[Phone Numbers](#)

[Español](#)

I NEED A ...

[Birth Certificate](#)

[Certificate of Need](#)

Children's Health Insurance
Complaint Form
Criminal History Check
Death Certificate
Divorce Record
Food Permit
Immunization Record
J-1 Visa
License Verification
Marriage Record
Professional License
Public Records Request
Wastewater Application

PUBLICATIONS

Annual Report
CON Weekly Reports
Health Facilities Directory
Mississippi Morbidity Reports
Public Health Report
State Health Plan
Strategic Plan

More »

Mississippi State Department of Health • 570 East Woodrow Wilson Dr • Jackson, MS 39216 • 866-HLTHY4U • [Contact and information](#)

