



Coronavirus Disease 2019 (COVID-19)

Updated December 29, 2020

Mississippi Coronavirus Hotline (7 days a week, 7 a.m.–7 p.m.): **877-978-6453**

Advisory from the State Health Officer on social gatherings: Due to rapidly rising COVID-19 cases, all residents of Mississippi should avoid any social gathering that includes individuals outside of the immediate family or household. MSDH recommends that Mississippians only participate in work, school or other absolutely essential activities, and avoid gatherings such as social events, sporting events, in-person church services, and weddings and funerals unless they involve only close family (preferably outdoors).

General Information

- ▶ [COVID-19 vaccinations](#)
- ▶ [Counties with mask mandates and gathering restrictions](#)
- ▶ [COVID-19 overview, questions and answers, and other resources](#)
- ▶ [COVID-19 and You: Video Q & A with State Health Officer Dr. Thomas Dobbs](#)
- ▶ [ASL, Spanish and Vietnamese materials](#)

Healthcare
Professionals

Guidance and more →

- ▶ [Healthcare guidance](#)
- ▶ [Electronic reporting](#)
- ▶ [Vaccine providers](#)
- ▶ [Specimens](#)
- ▶ [Lab dropoff](#)
- ▶ [Facilities guidance](#)
- ▶ [MS-HAN Alerts](#)

[ALL HEALTHCARE](#)

Current Cases and Statistics

County and state data →

- ▶ [Today's update](#)
- ▶ [County data reports](#)
- ▶ [State data charts](#)
- ▶ [Hospitalizations](#)
- ▶ [School and LTCF data](#)
- ▶ [Lab testing](#)
- ▶ [Recoveries](#)

[ALL STATISTICS](#)

Prevention, Testing and Guidance

Personal and community →

- ▶ [Getting tested](#)
- ▶ [Personal protection](#)
- ▶ [Gatherings and events](#)
- ▶ [Business and community](#)
- ▶ [School guidelines](#)
- ▶ [State agencies](#)
- ▶ [Vaccinations](#)

[ALL GUIDANCE](#)

Home isolation is mandatory if you have tested positive for COVID-19 by [order of the State Health Officer](#). (If you are awaiting results of routine testing *not* related to exposure, you may [return to work](#) and follow the safety guidance of your employer.)

Quarantine is mandatory for household members of someone who has COVID-19. Home quarantine permits working under certain circumstances.

COVID-19 in Mississippi

New Cases and Deaths as of December 28

NEW CASES

1,943

New COVID-19 positive test results reported to MSDH as of 6 p.m. yesterday.

NEW DEATHS

85

New COVID-19 related deaths reported to MSDH as of 6 p.m. yesterday. Eighty-one deaths occurred between December 15 and December 28 in the counties below.

County	Total
Adams	1
Amite	1
Benton	1
Chickasaw	1
Claiborne	1
Copiah	2
Forrest	1
Franklin	1
Grenada	1
Hancock	1
Harrison	11
Hinds	10
Holmes	1
Itawamba	1
Jackson	3
Jefferson Davis	1
Lamar	1
Lauderdale	3
Lee	3
Leflore	2

County	Total
Lincoln	3
Lowndes	1
Madison	2
Marion	2
Monroe	3
Oktibbeha	2
Panola	1
Pike	3
Prentiss	1
Rankin	2
Scott	2
Simpson	1
Smith	1
Tallahatchie	1
Union	5
Warren	1
Washington	2
Winston	1

4 COVID-19 related deaths occurred on December 21, identified from death certificate reports.

County	Total
Covington	1
Harrison	1
Jefferson Davis	1
Newton	1

LTC OUTBREAKS

244

Current outbreaks in long-term care facilities only. (See [LTC facility outbreak definition](#).)

About our case counts: We currently update our case totals each day based on test results from the previous day. Outside laboratories also report positive test results to us, which are included in our totals. Multiple positive tests for the same individual are counted only once. County case numbers and deaths may change as investigation finds new or additional information.

County COVID-19 Data

Race and Ethnicity

▶ [Total COVID-19 cases and deaths by county, race and ethnicity](#) PDF

Data Snapshots for Individual Counties

- ▶ [Weekly COVID-19 snapshots for each Mississippi county](#)

High Cases and Incidence

- ▶ [Map of Mississippi counties by 7-day incidence](#)
- ▶ [Table of counties ranked by weekly cases and incidence](#)

Cumulative Cases and Deaths by County

Totals of all reported COVID-19 cases for 2020, including those in long-term care (LTC) facilities.

The numbers in this table are provisional. County case numbers and deaths may change as investigation finds new or additional information. The data provided below is the most current available.

County	Total Cases	Total Deaths	Total LTC Facility Cases	Total LTC Facility Deaths
Adams	1777	58	72	15
Alcorn	2096	40	120	18
Amite	841	22	54	7
Attala	1685	44	166	29
Benton	660	21	45	10
Bolivar	3309	95	223	30
Calhoun	1135	16	25	4
Carroll	916	18	46	9
Chickasaw	1556	37	49	15
Choctaw	497	10	1	0
Claiborne	695	19	43	9
Clarke	1174	58	108	28
Clay	1290	30	20	3
Coahoma	1927	52	127	11
Copiah	2148	45	73	9
Covington	1795	67	133	39
De Soto	14287	135	107	20
Forrest	5107	97	207	42
Franklin	574	8	40	1
George	1708	34	48	7
Total	210,032	4,719	9,195	1,686

County	Total Cases	Total Deaths	Total LTC Facility Cases	Total LTC Facility Deaths
Greene	968	25	51	6
Grenada	1941	62	146	31
Hancock	1929	54	70	14
Harrison	10372	155	462	55
Hinds	13643	262	685	99
Holmes	1564	65	103	20
Humphreys	707	22	33	8
Issaquena	148	4	0	0
Itawamba	2221	51	123	22
Jackson	8600	156	215	26
Jasper	1360	25	20	1
Jefferson	461	14	21	3
Jefferson Davis	748	24	8	1
Jones	5078	96	203	39
Kemper	645	19	44	9
Lafayette	4175	78	182	46
Lamar	3982	60	45	13
Lauderdale	4813	171	370	88
Lawrence	914	16	27	2
Leake	2004	50	81	9
Lee	7455	118	205	40
Leflore	2574	100	214	48
Lincoln	2481	77	166	36
Lowndes	4215	89	192	40
Madison	6961	131	315	58
Marion	1719	62	152	21
Marshall	2856	63	62	15
Monroe	2899	88	179	53
Montgomery	962	31	54	9
Neshoba	2931	139	183	55
Newton	1578	33	78	11
Noxubee	913	20	29	4
Oktibbeha	3310	73	205	34
Total	210,032	4,719	9,195	1,686

County	Total Cases	Total Deaths	Total LTC Facility Cases	Total LTC Facility Deaths
Panola	3104	70	103	13
Pearl River	2458	80	144	30
Perry	849	30	20	7
Pike	2175	68	106	29
Pontotoc	3102	40	20	3
Prentiss	2041	42	99	15
Quitman	591	7	0	0
Rankin	8510	163	320	46
Scott	2096	40	37	4
Sharkey	382	17	43	8
Simpson	1990	62	152	19
Smith	998	20	55	8
Stone	1132	18	64	9
Sunflower	2355	59	90	15
Tallahatchie	1199	31	43	7
Tate	2344	56	79	19
Tippah	1943	40	78	5
Tishomingo	1543	52	101	26
Tunica	730	19	15	2
Union	2704	41	106	16
Walthall	972	34	67	13
Warren	2604	78	163	37
Washington	4196	116	187	39
Wayne	1627	27	68	11
Webster	719	18	57	11
Wilkinson	523	23	24	5
Winston	1808	48	105	28
Yalobusha	973	31	81	22
Yazoo	2060	50	138	17
Total	210,032	4,719	9,195	1,686

Case Classifications

Mississippi investigates and reports both probable and confirmed cases and deaths according to the [CSTE case definition](#).

	Confirmed	Probable	Total
--	-----------	----------	-------

	Confirmed	Probable	Total
Cases	145,829	64,203	210,032
Deaths	3,790	929	4,719

Confirmed cases and deaths are generally determined by positive PCR tests, which detect the presence of ongoing coronavirus infection.

Probable cases are those who test positive by other testing methods such as antibody or antigen, and have recent symptoms consistent with COVID-19, indicating a recent infection.

Probable deaths are those individuals with a designation of COVID-19 as a cause of death on the death certificate, but where no confirmatory testing was performed.

Deaths from COVID-19 and Other Causes

This table of death counts compares COVID-19 deaths in Mississippi by week with deaths from other major causes, including contributing and underlying causes.

- ▶ [Mississippi Provisional Death Counts by Week](#)
Updated weekly

K-12 School Report

Mississippi K-12 schools make weekly reports of cases among students, teachers and staff, number of outbreaks, and teachers and students under quarantine as a result of COVID-19 exposure. An outbreak in a school setting is defined as 3 or more individuals diagnosed with COVID-19 in the same group within a 14-day period.

Note: These cases have been directly reported to MSDH by each school, and may not yet have appeared in our state and county totals of cases reported by laboratories.

- ▶ [K-12 reports of COVID-19 school cases, outbreaks and exposure](#)
Updated weekly

Long-Term Care Facility Cases and Outbreaks

Long-term care (LTC) facilities like nursing homes are considered high risk locations because their residents are older or in poor health. A single confirmed COVID-19 infection in an LTC facility resident, or more than one infection in employees or staff in a 14-day period constitutes an outbreak. Residential care facilities also represent group living facilities where COVID-19 can be easily spread. We investigate residents, staff and close contacts of infected individuals for possible exposure.

These outbreak figures are reported directly to MSDH by the facility. Many of the cases and deaths reported by facilities may not yet be included in our totals of lab-reported cases.

- ▶ [Mississippi COVID-19 cases and deaths in long-term care facilities](#) PDF
Long-term care facilities include nursing homes, personal care homes, assisted living homes, and intermediate care facilities for individuals with intellectual disability (ICF-IID)
- ▶ [Mississippi COVID-19 cases and deaths in residential care facilities](#) PDF
Residential care facilities include psychiatric or chemical dependency residential treatment centers and long-term acute care facilities.

Ongoing Outbreaks in Nursing Homes

Data such as illness in residents and staff, deaths in residents, as well as a number of other data elements are now publicly available on the website of the Centers for Medicare and Medicaid (CMS). MSDH is providing the following links to view this data, which is reported directly by nursing homes and is updated daily.

Note: Cases and deaths listed on the CMS website may not have appeared yet in our county totals, which are based on reports from testing laboratories.

- ▶ [Search for nursing home COVID-19 data](#)
- ▶ [About the CMS COVID-19 dataset](#)
- ▶ [CMS state and national COVID-19 nursing home data](#)

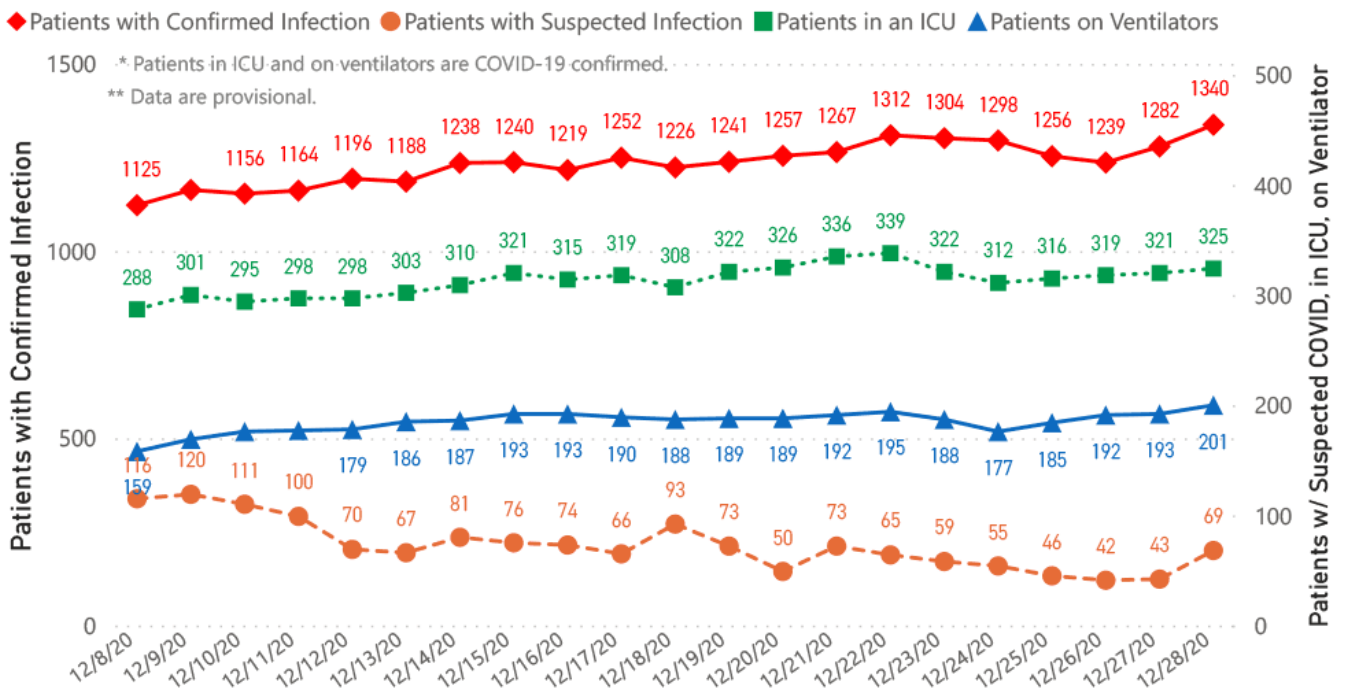
Mississippi COVID-19 Data Charts and Maps

All data reports below are updated as they become available.

Hospitalizations and Bed Availability

- ▶ [View interactive hospitalization charts](#)

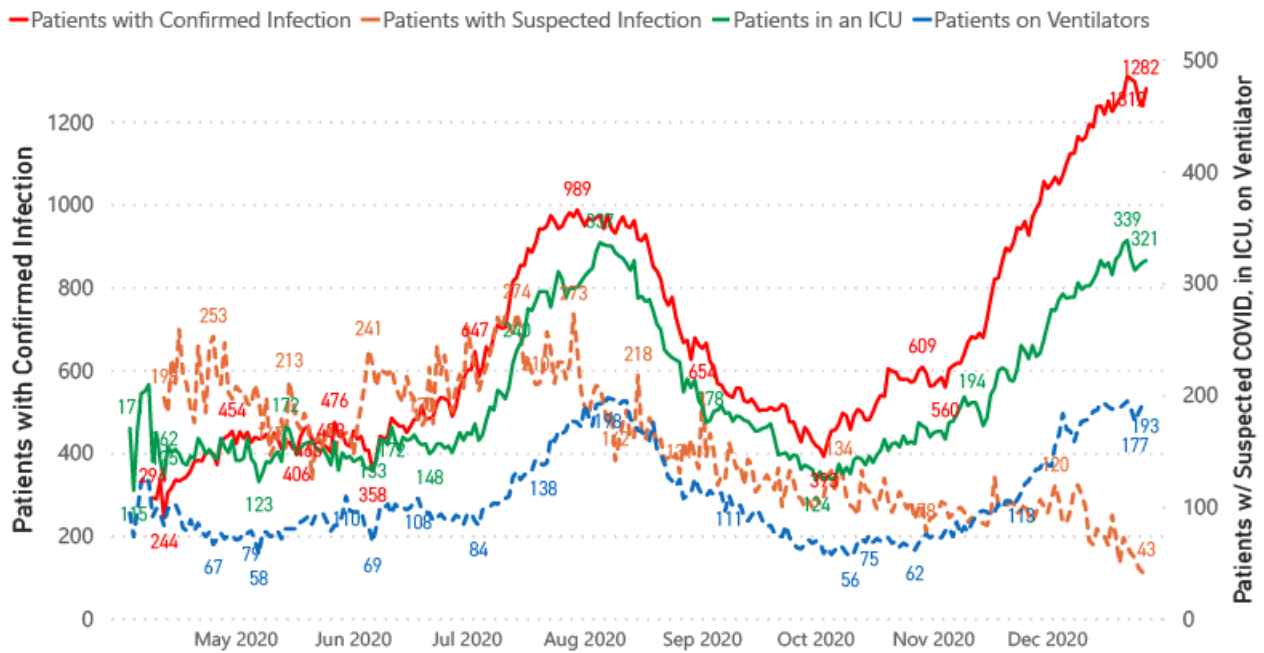
COVID-19 Hospitalizations Reported by MS Hospitals, 12/8/20 - 12/28/20 *,**



Hospitalization and ICU Use to Date

Updated weekly

COVID-19 Hospitalizations Trends, Reported by MS Hospitals as of 12/27/20 **, **



Daily Case Maps

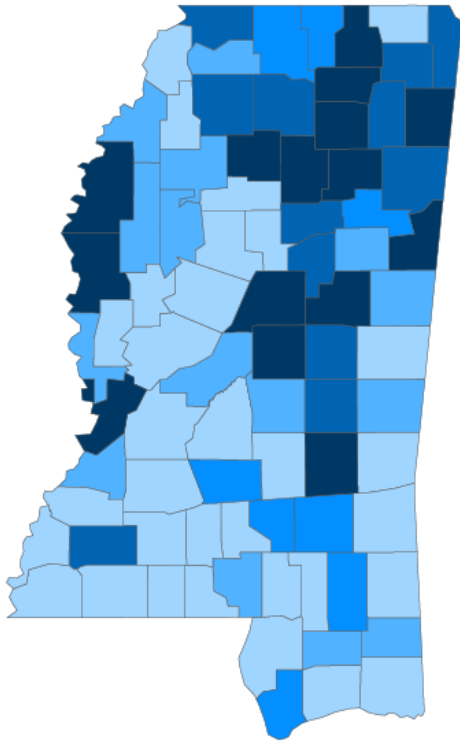
[View all interactive maps](#)

Recent COVID-19 Activity

The chart below shows counties according to COVID-19 incidence (cases by population) over the last 7 days.

[See also: Weekly county incidence tables](#)

Mississippi COVID-19 Cases Incidence Rate * as of December 28, 2020



● <50.0 ● 50.0 to 60.0 ● 60.0 to 70.0 ● 70.0 to 80.0 ● >80.0

* Based on average daily new cases of past 7 days per 100,000 population.

7 Day Average
New Cases

1,763.0

7 Day Average
Incidence Rate *

60.6

Cumulative Cases

210,032

2019 Estimated Population

2,976,149

County	Incidence Rate	New Cases (7-Day Avg)	2019 Est. Population	Mask Mandate Status	Mask Mandate Started	Mask Mandate Ended
Leake	122.3	27.9	22,786	Ended	10/26/20	11/11/20
Calhoun	120.4	17.3	14,361	None		
Pontotoc	110.6	35.6	32,174	Active	11/16/20	
Itawamba	107.5	25.1	23,390	Active	11/16/20	
Jasper	107.3	17.6	16,383	None		
Winston	106.6	19.1	17,955	Active	11/16/20	
Bolivar	98.9	30.3	30,628	Active	11/24/20	
Washington	97.3	42.7	43,909	None		
Lowndes	97.0	56.9	58,595	Active	11/24/20	
Attala	92.0	16.7	18,174	Active	11/24/20	

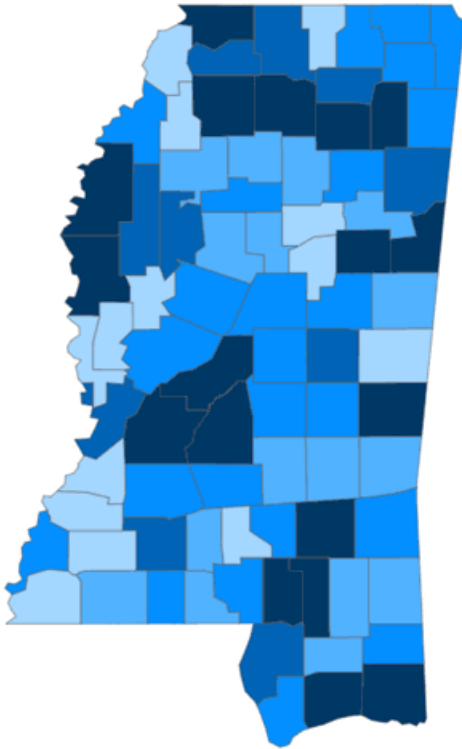
Cumulative COVID-19 Cases

Total cases and deaths by county since the start of the pandemic.

▶ [See also: Weekly estimate of recoveries](#)

Mississippi COVID-19
Cases and Deaths by Race with Ethnicity
as of 6 pm CT, December 28, 2020

Total Cases
210,032



	American Indian or Alaska Native	Asian	Black	White	Other	Unknown
Non Hispanic	829	608	57,226	75,084	2,104	1,266
Hispanic	37	25	257	1,454	2,621	347
Unknown Ethnicity	853	241	14,195	20,203	6,050	26,632

Total Deaths
4,719

	American Indian or Alaska Native	Asian	Black	White	Other	Unknown
Non Hispanic	72	8	1,710	2,057	25	10
Hispanic	1	0	7	25	16	1
Unknown Ethnicity	21	7	247	359	39	114

● 1 to 750 ● 751 to 1500 ● 1501 to 2250 ● 2251 to 3000 ● >3000

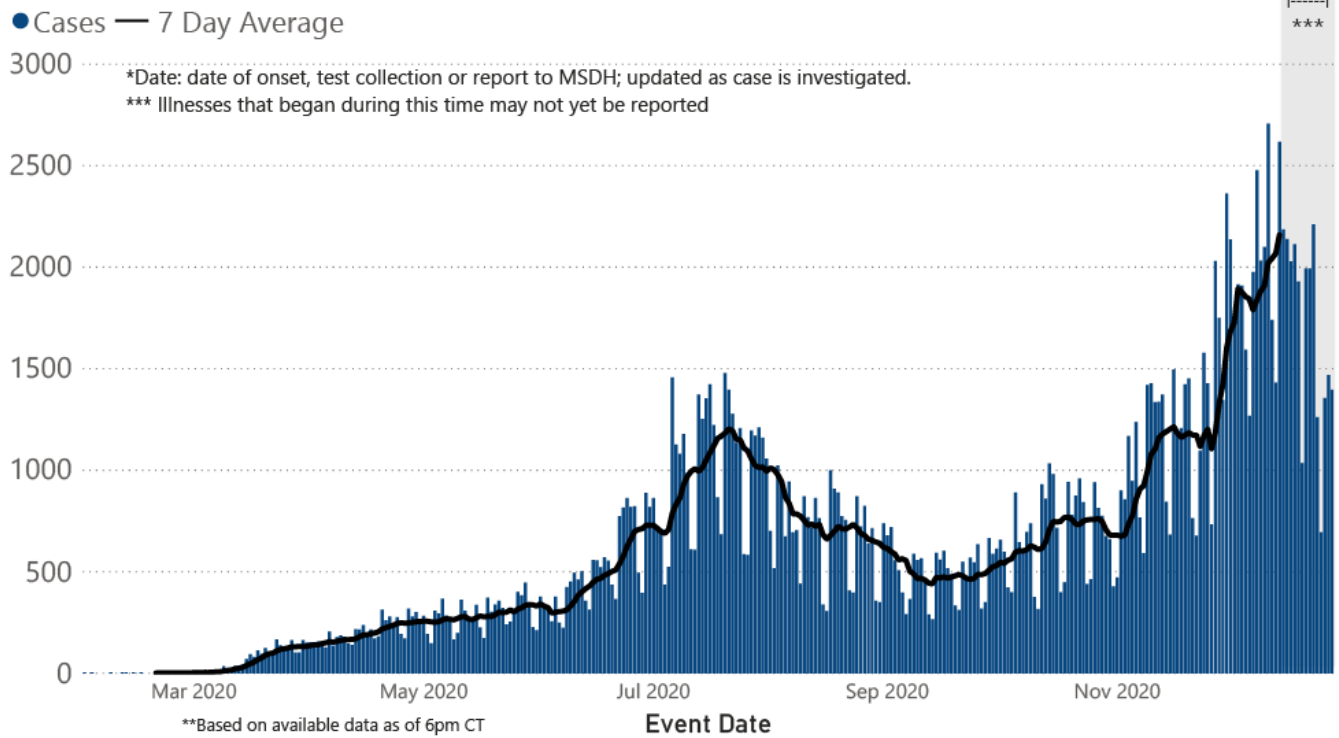
Daily Statewide Data Charts

Our state case map and other data charts are also available in interactive form.

▶ [View interactive epidemiological and surveillance charts](#)

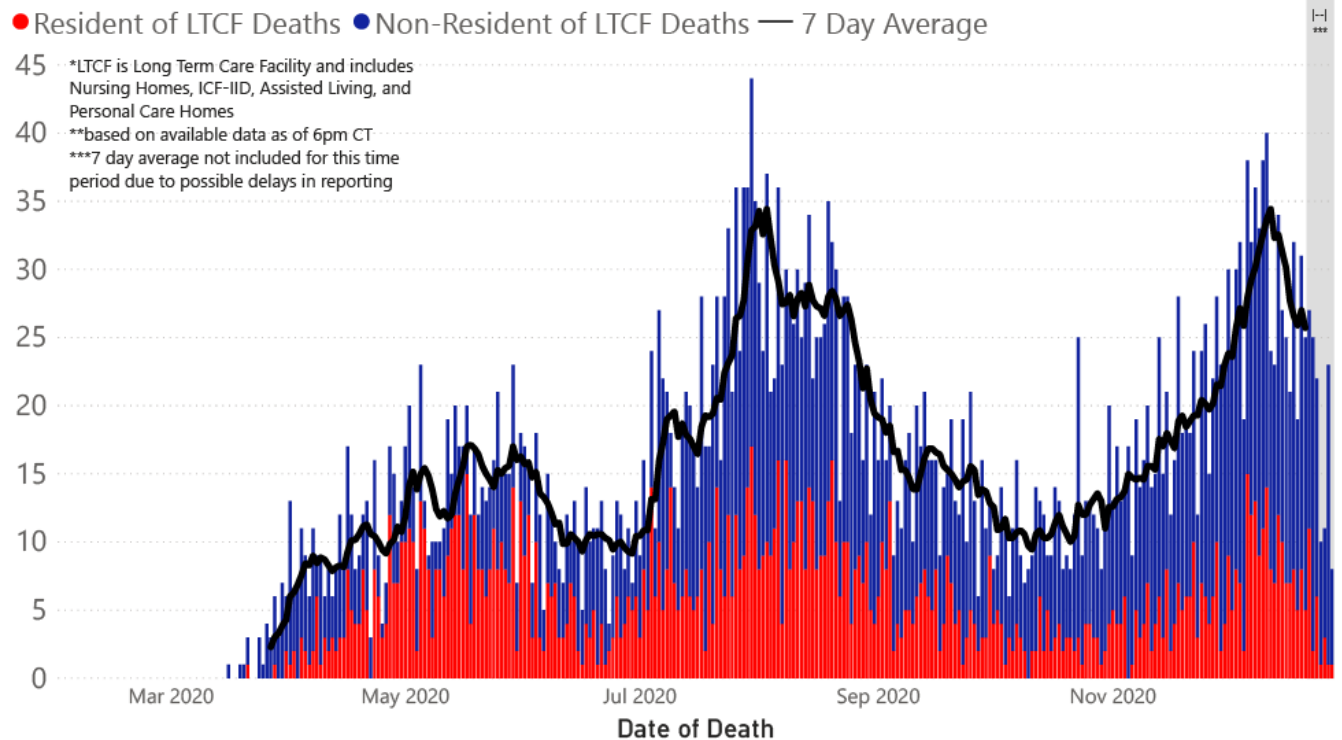
The charts below are based on available data at the time of publication. Charts do **not** include cases where insufficient details of the case are known.

COVID-19 Cases by Date* through December 28, 2020**, Mississippi

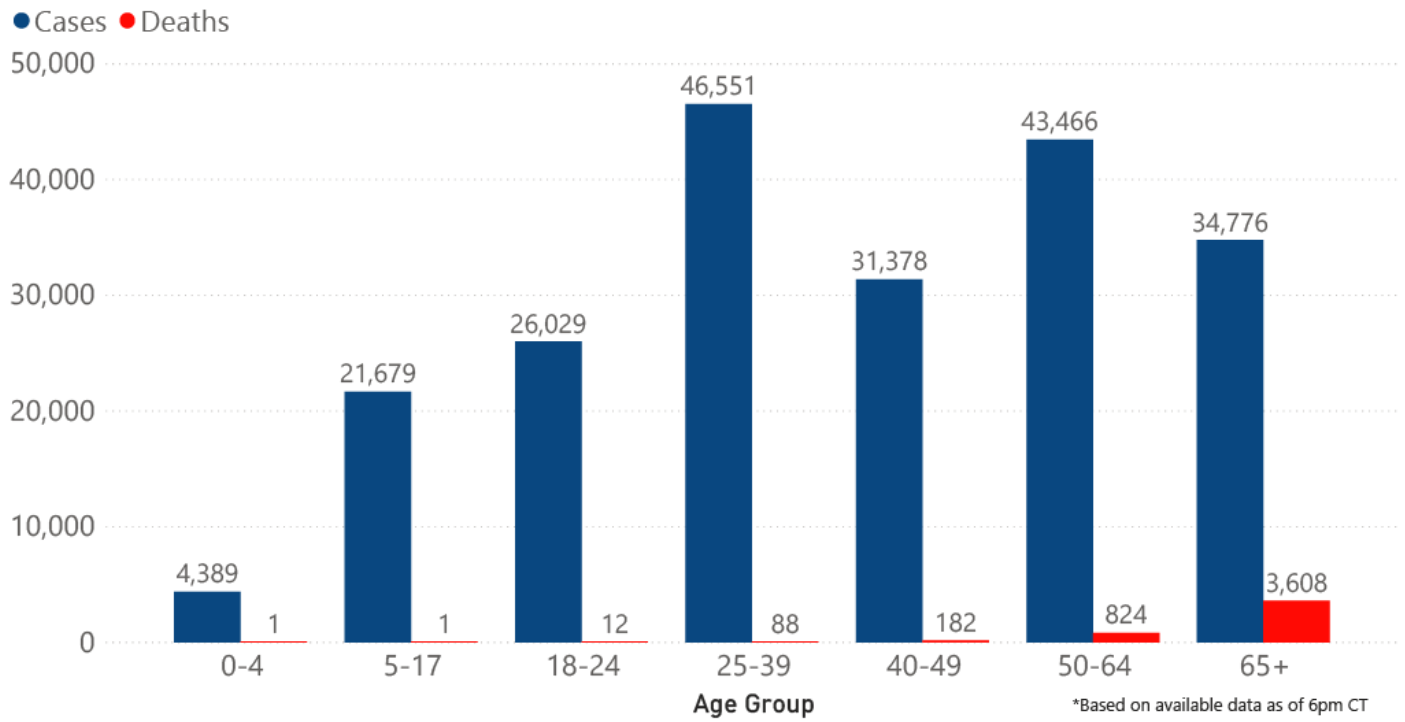


Note: Values up to two weeks in the past on the chart of Cases by Date above can change as we update it with new information from disease investigation.

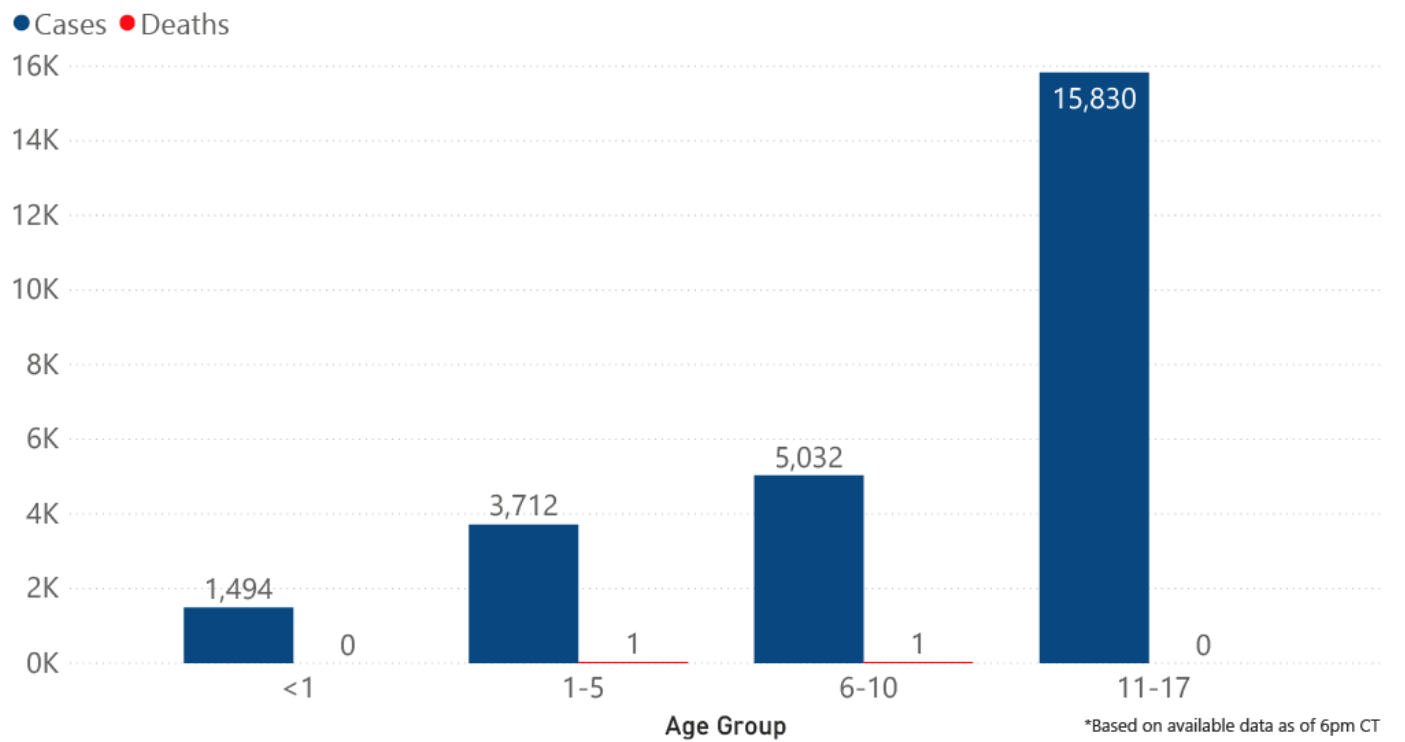
COVID-19 LTCF* and Non-LTCF Deaths by Date of Death through December 28, 2020**, Mississippi



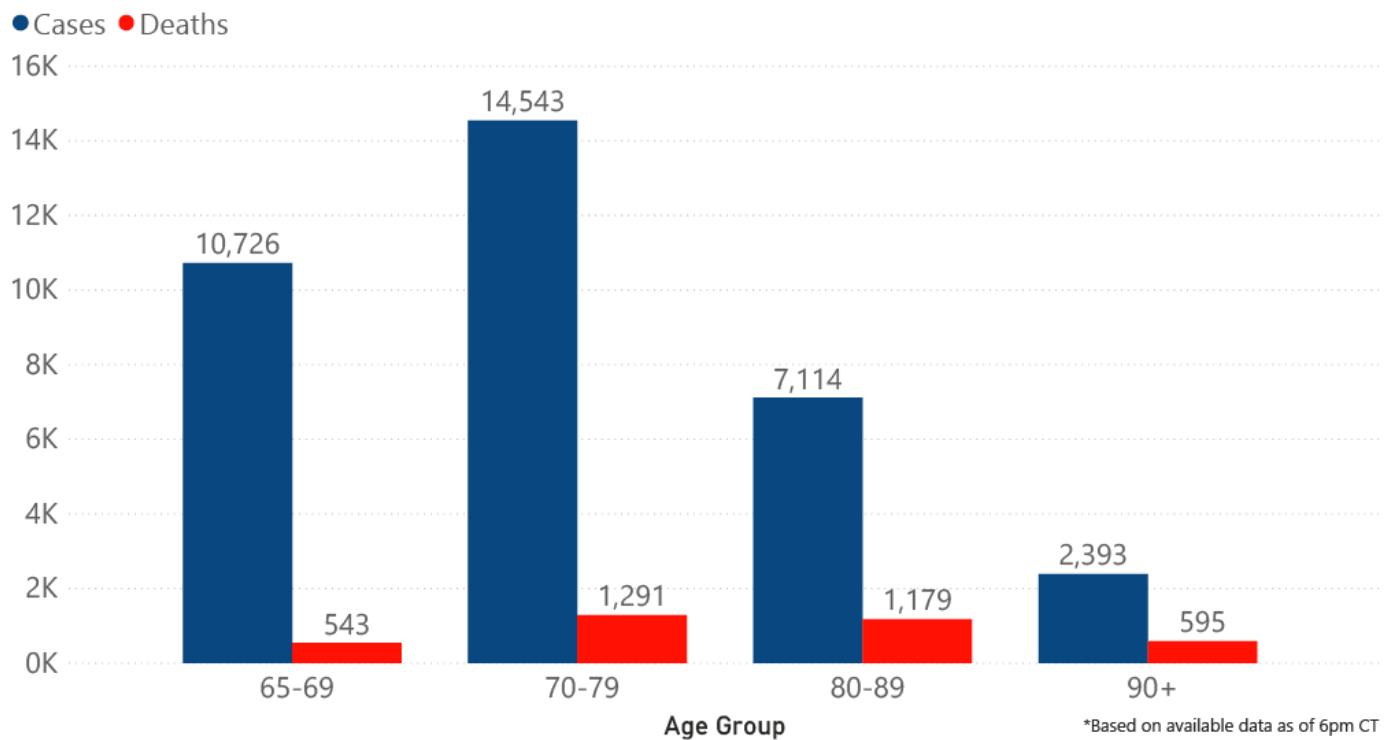
COVID-19 Cases and Deaths by Age Group through December 28, 2020*, Mississippi



COVID-19 Pediatric Cases and Deaths by Age Group through December 28, 2020*, Mississippi

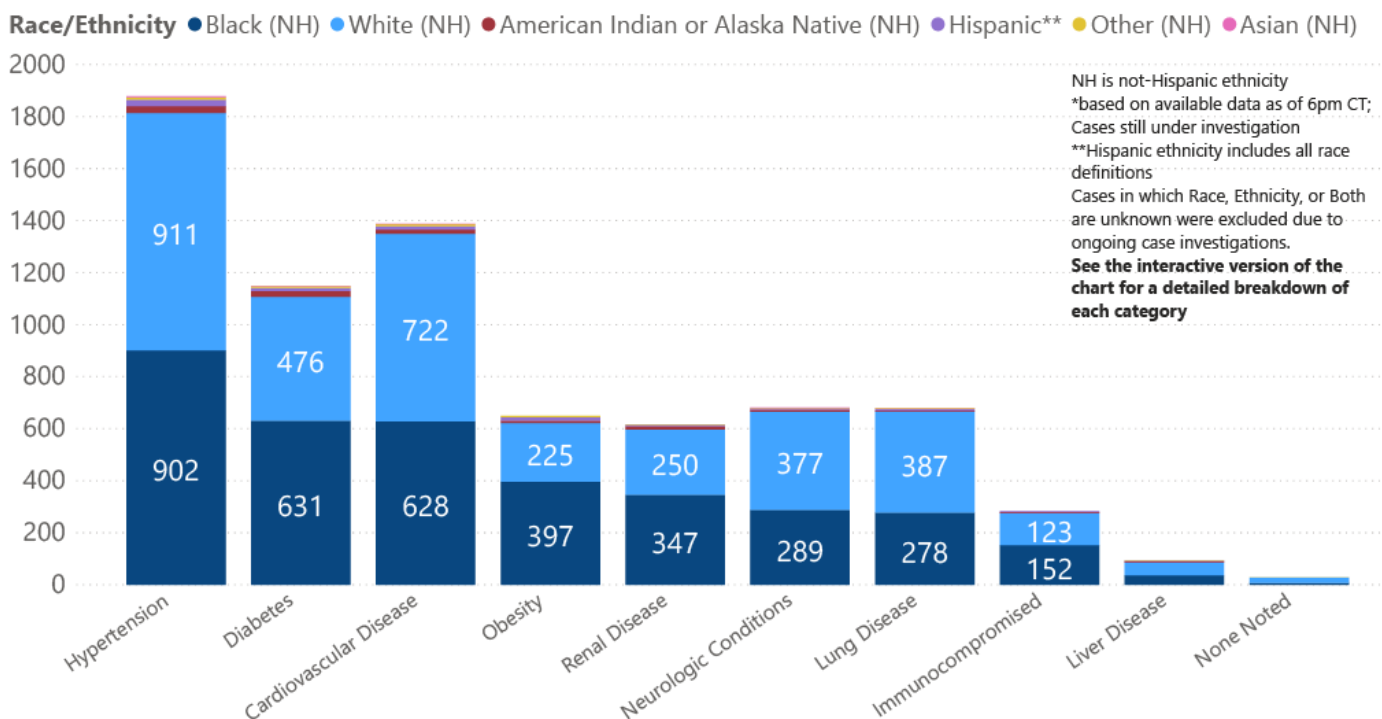


COVID-19 Geriatric Cases and Deaths by Age Group through December 28, 2020*, Mississippi

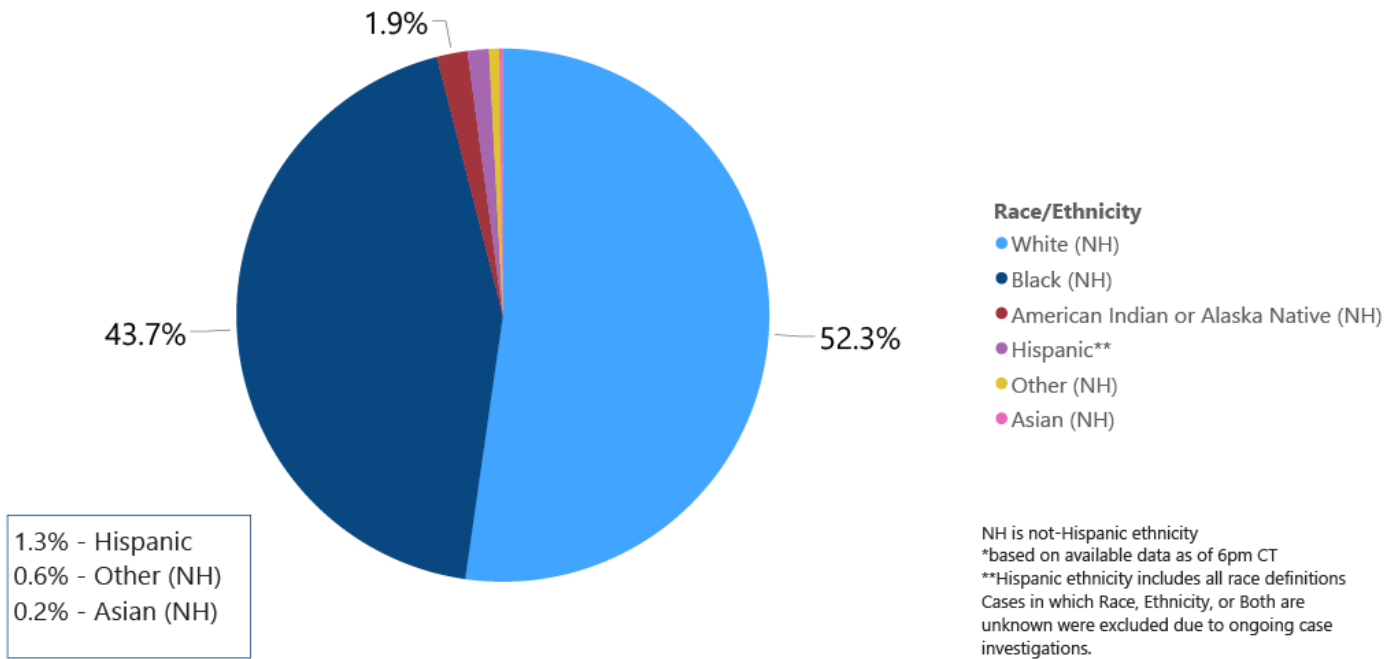


Weekly Statewide Data Summaries

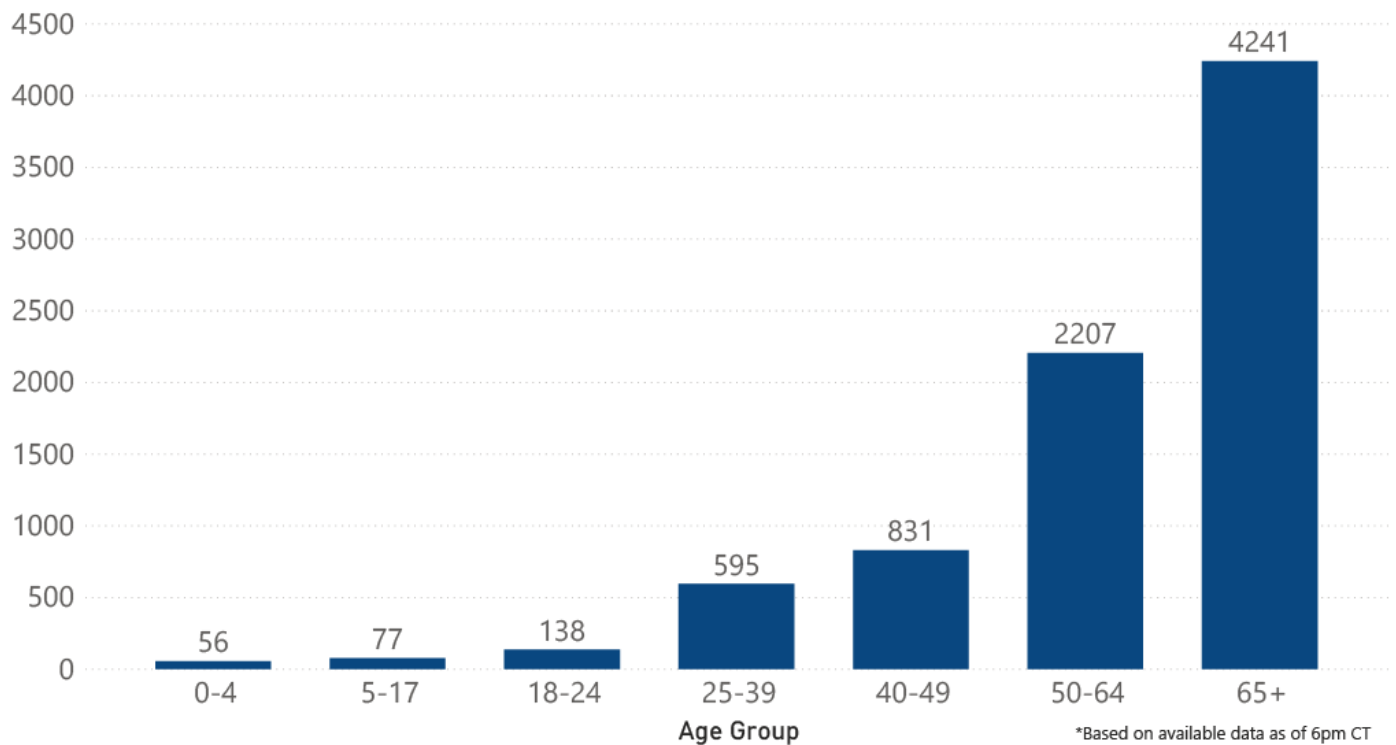
COVID-19 Underlying Conditions in Deaths by Race/Ethnicity through December 27, 2020*, Mississippi



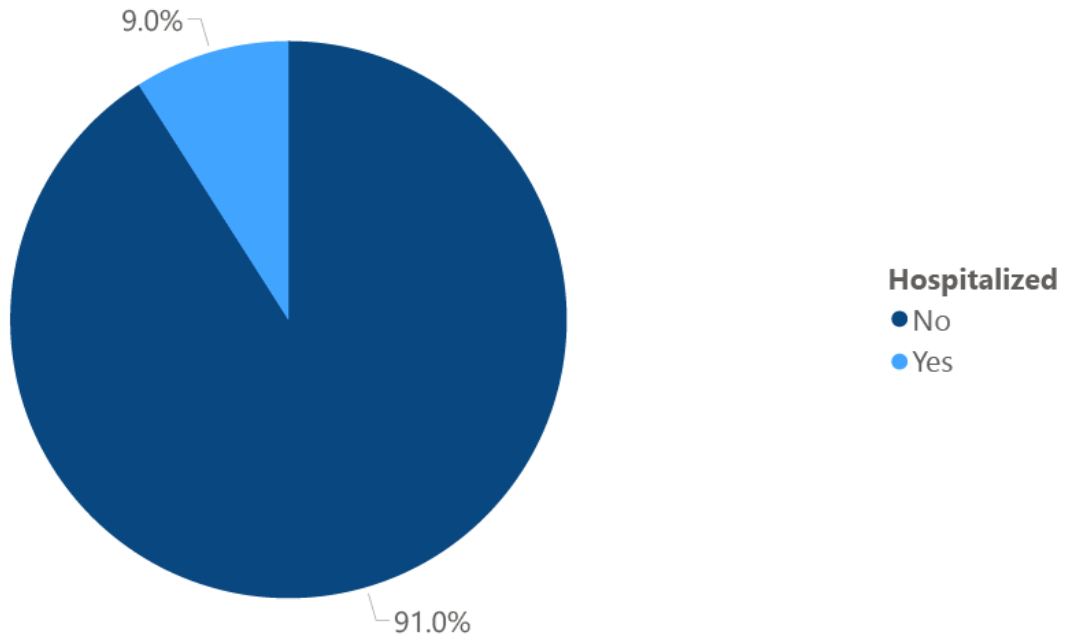
COVID-19 Deaths by Race/Ethnicity through December 27, 2020*, Mississippi



COVID-19 Hospitalized Cases by Age through December 27, 2020*, Mississippi

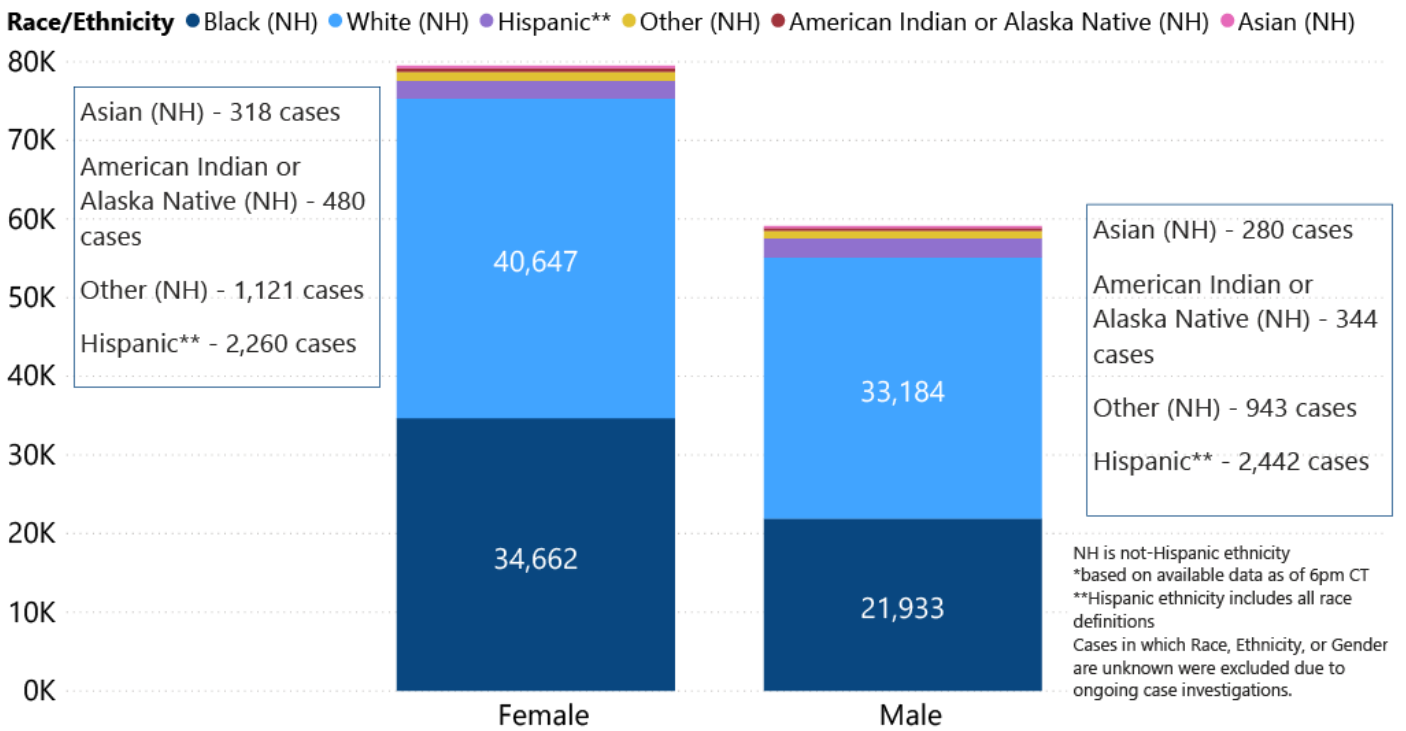


COVID-19 Cumulative Hospitalizations-Invstigated Cases December 27, 2020 *



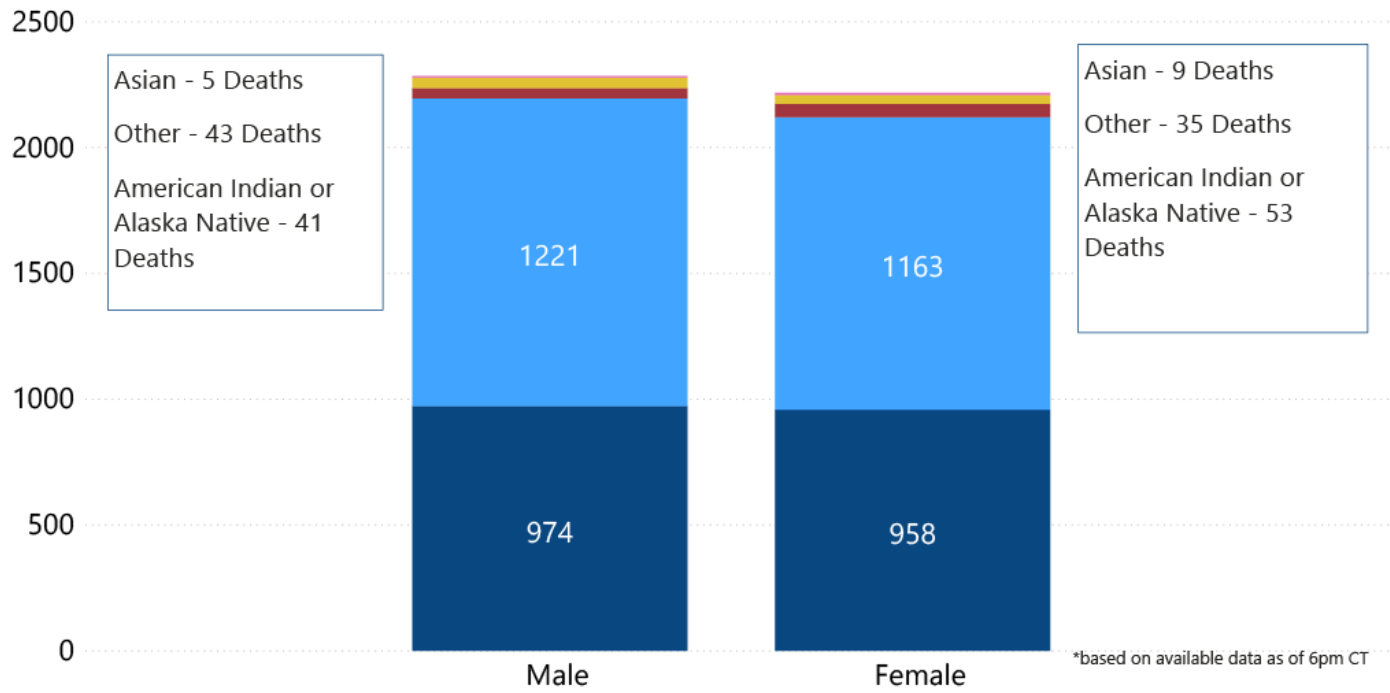
* Cases in which hospitalization is unknown were excluded due to ongoing case investigations; based on available data as of 6 pm CT

COVID-19 Cases by Race/Ethnicity and Gender through December 27, 2020*, Mississippi

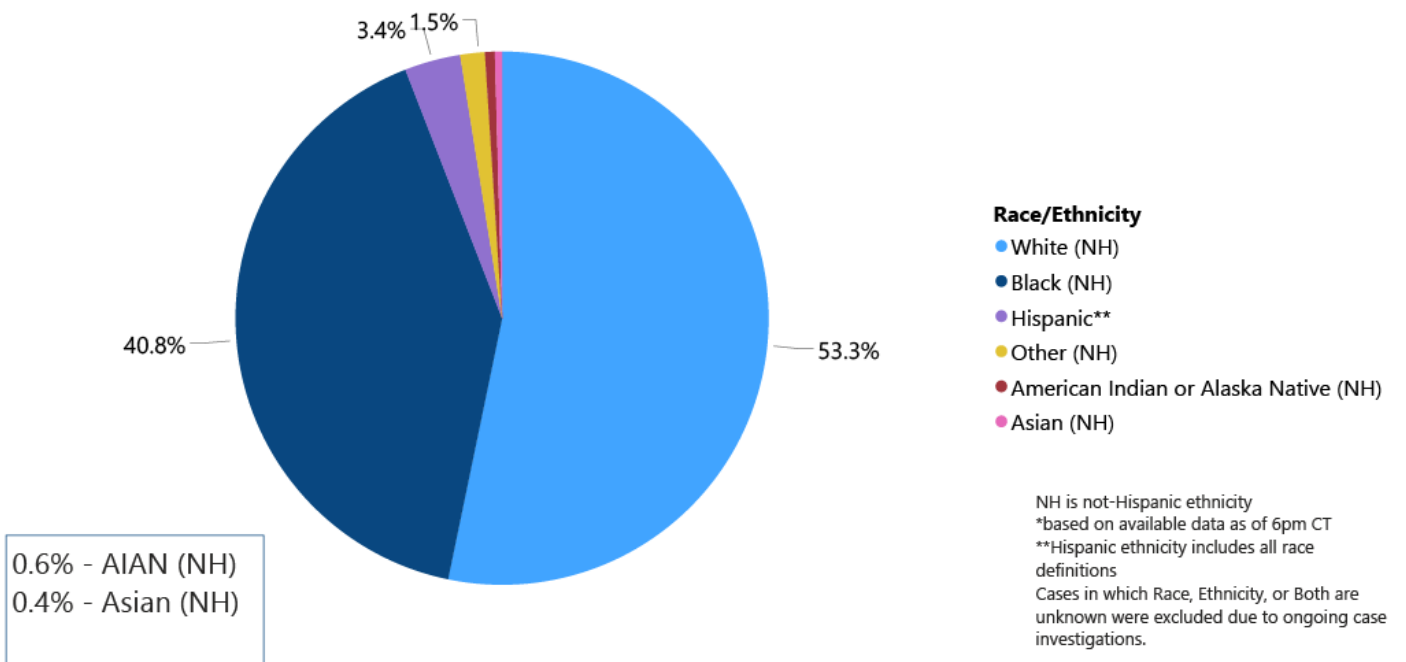


COVID-19 Deaths by Race and Gender through December 27, 2020*, Mississippi

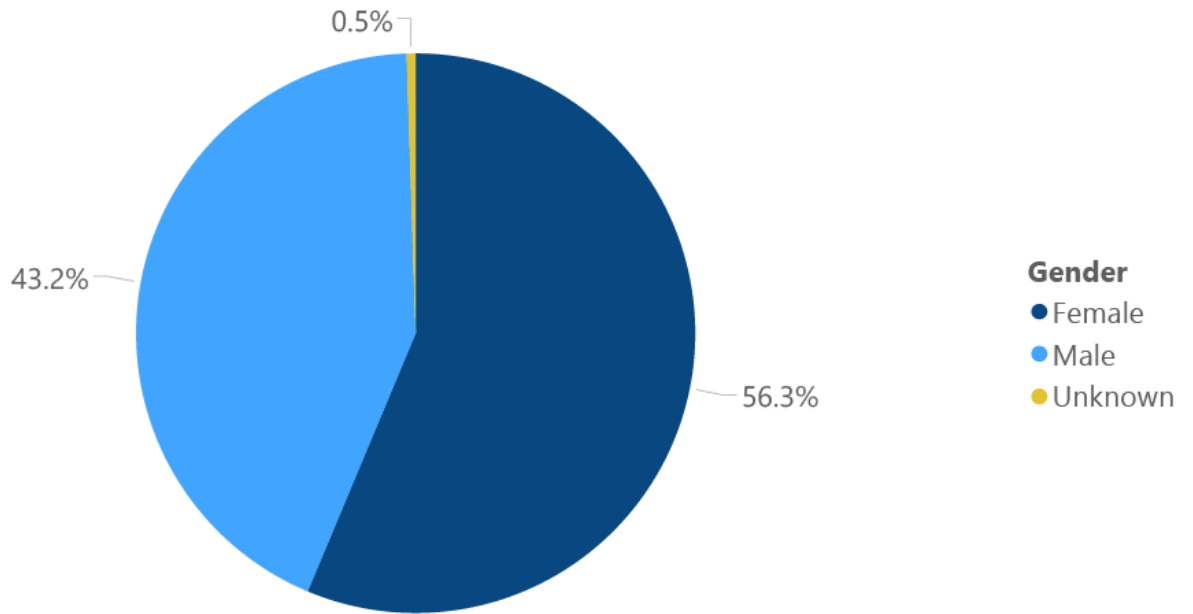
Race ● Black ● White ● American Indian or Alaska Native ● Other ● Asian



COVID-19 Cases by Race/Ethnicity through December 27, 2020*, Mississippi



COVID-19 Cases by Gender through December 27, 2020*, Mississippi



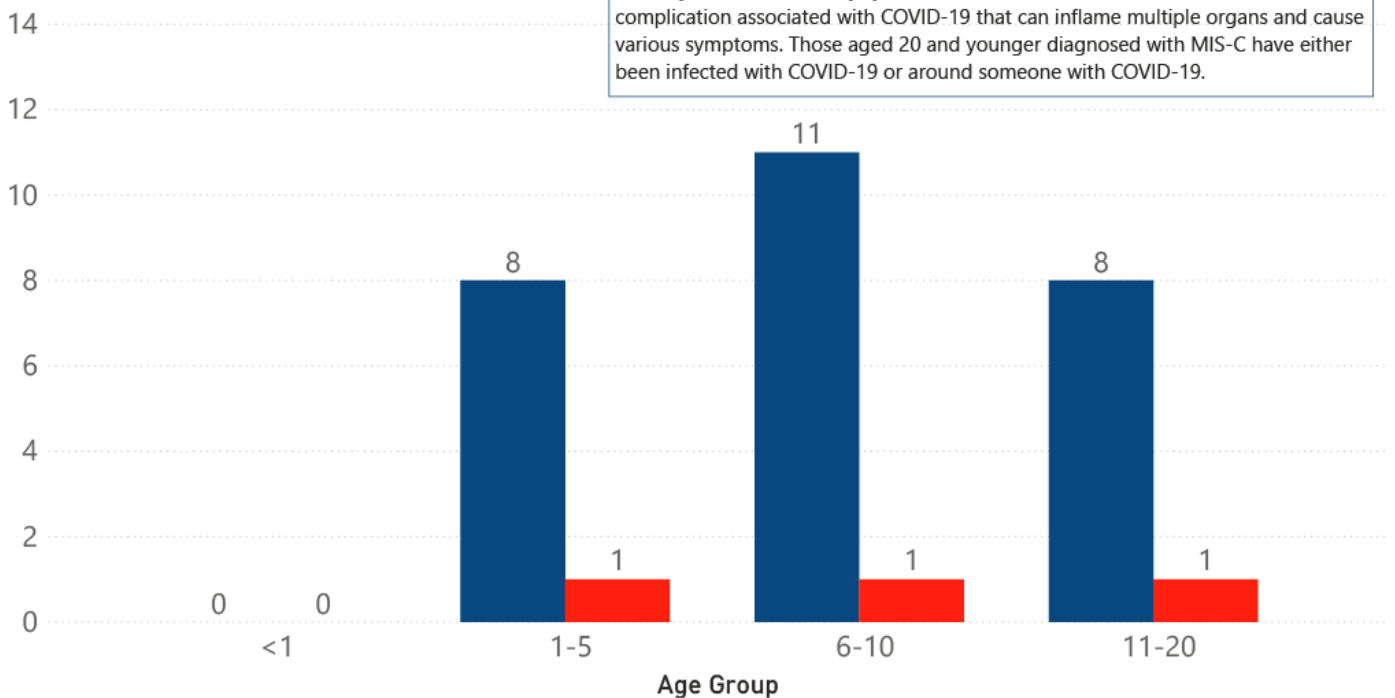
*Based on available data as of 6pm CT

Weekly Pediatric MIS-C Cases and Deaths

[Multisystem inflammatory syndrome in children \(MIS-C\)](#) is a rare but serious condition associated with COVID-19 that causes inflammation in many body parts, including the heart and other vital organs.

MIS-C* Cases and Deaths by Age Group through December 27, 2020, Mississippi

● MIS-C Cases ● MIS-C Deaths



*Multisystem inflammatory syndrome in children (MIS-C): A rare but serious complication associated with COVID-19 that can inflame multiple organs and cause various symptoms. Those aged 20 and younger diagnosed with MIS-C have either been infected with COVID-19 or around someone with COVID-19.

Weekly High Case and High Incidence Counties

Tracking counties with recent high numbers of COVID-19 cases, adjusted for population, provides insight on where local outbreaks are most serious, and where protective measures should be increased. For more accurate reporting, these weekly charts include sample collection dates only up to seven days in the past to allow for case investigation and delays in lab test reports.

Cases counts in these charts is based on the date of illness onset. If the date of illness is not known, the date the test sample was taken, or the date of test result reporting is used instead. Counts are adjusted as cases are investigated.

Counties are ranked by highest weekly case counts, and by weekly incidence (cases proportional to population). A separate table ranking all counties is also available. **All tables updated weekly.**

► [Full tables of counties ranked by weekly incidence and cases](#) PDF

COVID-19 High Incidence MS Counties Over 2 Week Period (December 7-20, 2020*)					
County	Cases (December 7-20)	Cases per 100,000 (December 7-20)	Cases to Date (through December 20)	Cases per 100,000 Total	Percent Change
UNION	597	2071.8	2531	8783.6	31%
TIPPAH	387	1757.9	1814	8239.8	27%
JASPER	282	1721.3	1247	7611.5	29%
LOWNDES	945	1612.8	3798	6481.8	33%
PONTOTOC	504	1566.5	2848	8851.9	22%
CHICKASAW	258	1508.5	1452	8489.7	22%
FRANKLIN	116	1504.0	537	6962.3	28%
GRENADA	311	1498.2	1869	9003.8	20%
WINSTON	262	1459.2	1677	9340.0	19%
BOLIVAR	421	1374.6	3086	10075.7	16%
LEE	1147	1342.5	6974	8162.8	20%
COVINGTON	244	1309.3	1705	9149.0	17%

*based on available data as of 6pm CT
 Cases based on test date. Cases without test date excluded due to ongoing investigations.
 Table will be updated weekly. A one week lag is used for reporting.

COVID-19 High Case MS Counties Over 2 Week Period (December 7-20, 2020*)

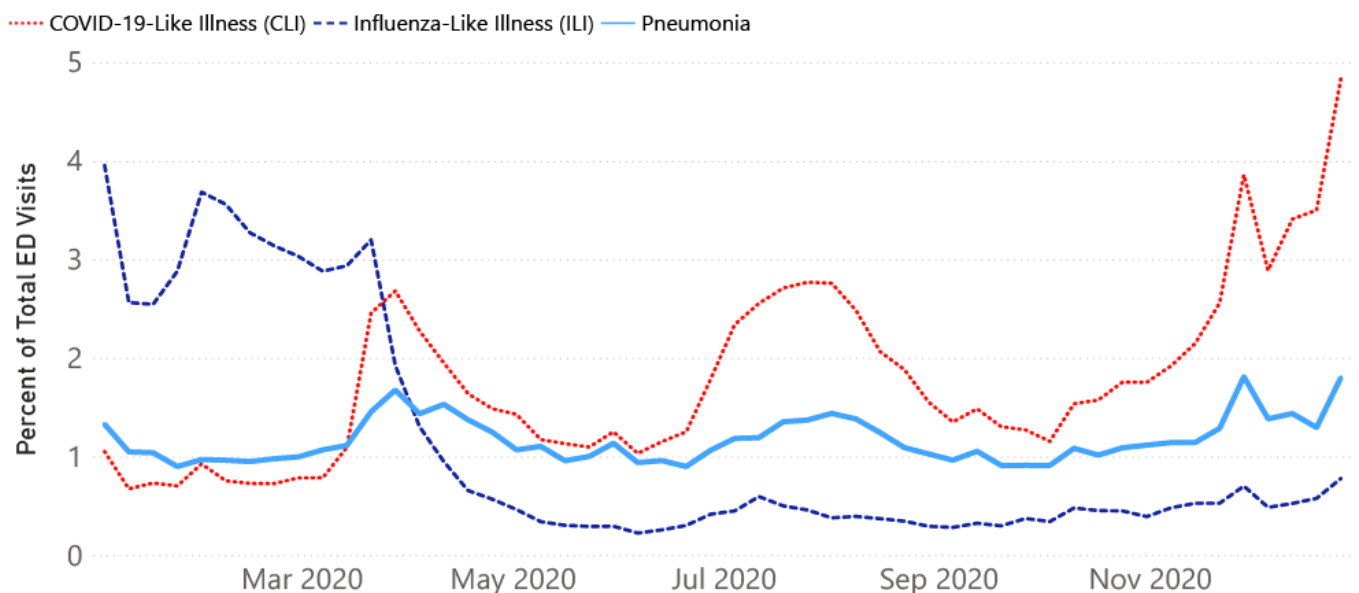
County	Cases (December 7-20)	Cases per 100,000 (December 7-20)	Cases to Date (through December 20)	Cases per 100,000 Total	Percent Change
DESOTO	2033	1099.2	13305	7194.0	18%
HINDS	1853	799.3	13011	5612.1	17%
HARRISON	1657	796.3	9713	4667.9	21%
RANKIN	1280	824.4	8015	5161.9	19%
LEE	1147	1342.5	6974	8162.8	20%
MADISON	1045	983.3	6570	6182.2	19%
JACKSON	1004	699.1	8076	5623.3	14%
LOWNDES	945	1612.8	3798	6481.8	33%
JONES	692	1016.2	4768	7001.7	17%
FORREST	637	850.5	4867	6498.3	15%
UNION	597	2071.8	2531	8783.6	31%
LAUDERDALE	593	800.0	4551	6139.6	15%

*based on available data as of 6pm CT
 Cases based on test date. Cases without test date excluded due to ongoing investigations.
 Table will be updated weekly. A one week lag is used for reporting.

Syndromic Surveillance

Emergency department visits by those with symptoms characteristic of COVID-19, influenza and pneumonia, updated weekly.

Percentage of Emergency Department and Clinic visits for CLI, ILI, and Pneumonia Cases Weekly Statewide Summary, January 4, 2020 - December 26, 2020



*The graph represents syndromic surveillance data from emergency department visits, reported electronically by hospitals throughout the state, that are consistent with COVID-19-Like Illness (CLI), Influenza-Like Illness (ILI), and Pneumonia. Based on available data as of 6pm CT. Graph will be updated weekly.

Estimated Recoveries

Presumed COVID-19 cases recovered, estimated weekly (does not include cases still under investigation).

COVID-19 Presumed Recovered Cases through December 27, 2020, Mississippi

167,263

Presumed Recovered*

*Reflects Provisional Estimates. Presumed Recovered if:

- 1) It has been 14 days or more since the case tested positive, if they were not hospitalized
- 2) It has been 21 days or more since the case tested positive, if they were hospitalized or hospitalization was unknown.

All deaths excluded. Presumed recovered counts will be updated weekly.

U.S. and World Cases

- ▶ [COVID-19 cases in the United States \(CDC\)](#)
- ▶ [U.S. COVID-19 Tracker \(CDC\)](#)
- ▶ [COVID-19 Global Case Map \(Johns Hopkins University\)](#)

COVID-19 Testing

Statewide Combined Testing as of December 19

Technical problems have delayed our update to combined testing numbers. We hope to have more recent data in the next few days.

COVID-19 testing providers around the state include commercial laboratories as well as hospital labs. Combined with testing done by the MSDH Public Health Laboratory, the figures provide a complete picture of all Mississippi testing. (Updated weekly)

PCR testing detects current, active COVID-19 infection in an individual.

Antibody (serology) testing identifies individuals with past COVID-19 infection based on antibodies they develop one to three weeks after infection.

Antigen testing is another way to identify current COVID-19 infection.

	Total tests	PCR	Antibody	Antigen
MSDH Public Health Laboratory	143,138	141,895	1,243	0
Other testing providers	1,587,297	1,125,707	59,634	401,956
Total tests for COVID-19 statewide	1,730,435	1,267,602	60,877	401,956

MSDH Individuals Tested as of December 28

MSDH Public Health Laboratory (MPHL) testing totals as of 3 p.m. These totals are for tests performed at the MPHL only.

- Total individuals tested by the MPHL: **98,005**
- Total positive individuals from MPHL tests: **11,679**

Getting Tested for COVID-19

The MSDH Public Health Laboratory, its partners, and private providers are testing statewide for COVID-19.

Anyone with symptoms of fever, severe cough or severe chest pains – especially those who are older or in poor health – should make arrangements for testing with their doctor or one of the many healthcare providers now performing testing. Always call ahead to the testing provider for instructions on safely being examined before you visit for your test.

Free testing: Free drive-through testing sites are offered at county health departments on a weekly schedule by appointment.

- ▶ [Find a COVID-19 testing provider near you](#)
- ▶ [Free COVID-19 rapid testing schedule](#)

Prevention and Guidance for Individuals and the Community

- ▶ [Preventive steps to take, recommendations, guidance and general information on COVID-19](#)

Get COVID-19 e-mail updates daily with our free newsletter:



Last reviewed on Mar 5,

2020

[error on this](#)

[email page](#)

[print](#)

Related resources

- ▶ [COVID-19 Public Health Guidance for the Holidays](#)
- ▶ [IT IS REAL: COVID-19 as Told by Survivors](#)
- ▶ [Free COVID-19 Testing and Local Testing Providers](#)
- ▶ [COVID-19 Guidance and Prevention for Individuals and the Community](#)

Updated December 22, 2020

More topics

- ▶ [\[Espanol, Tieng Viet, ASL \]](#)
- ▶ [County Data](#)
- ▶ [Diagnostic Testing EUA](#)
- ▶ [Handouts and Posters](#)
- ▶ [Healthcare Professionals](#)

- ▶ [Interactive Map and Charts](#)
- ▶ [Long-Term Care Outbreaks](#)
- ▶ [Prevention and Safety Guidance](#)
- ▶ [School Cases and Outbreaks](#)
- ▶ [Testing for COVID-19](#)
- ▶ [Vaccination Against COVID-19](#)

A banner for 'Community STD/HIV Education' featuring a blurred background of people in a meeting. The text is white and yellow on a dark blue background. A 'LEARN MORE' button is in the bottom right.

FREE

Community STD/HIV Education

Up-to-date information and education for those living with STDs or HIV, or fighting against it.

Sessions monthly

LEARN MORE

AGENCY

- [About Us](#)
- [Administration](#)
- [Board of Health](#)
- [County Offices](#)
- [Institutional Review](#)
- [Jobs](#)
- [Locations](#)
- [Public Health Laboratory](#)
- [RFPs/Grants](#)
- [More »](#)

Intranet

- [OHIT+ER Service Center](#)
- [Webmail](#)

INFORMATION

- [Apps](#)
- [Calendar of Events](#)
- [Contact Us](#)
- [Meetings](#)
- [Health Resources](#)
- [Hotlines](#)
- [Locations](#)
- [News](#)
- [Newsletter](#)
- [Phone Numbers](#)

Español

I NEED A ...

- [Birth Certificate](#)
- [Certificate of Need](#)
- [Children's Health Insurance](#)
- [Complaint Form](#)
- [Criminal History Check](#)
- [Death Certificate](#)
- [Divorce Record](#)
- [Food Permit](#)
- [Immunization Record](#)
- [J-1 Visa](#)
- [License Verification](#)
- [Marriage Record](#)
- [Professional License](#)
- [Public Records Request](#)
- [Wastewater Application](#)

PUBLICATIONS

- [Annual Report](#)
- [CON Weekly Reports](#)
- [Health Facilities Directory](#)
- [Mississippi Morbidity Reports](#)
- [Public Health Report](#)
- [State Health Plan](#)
- [Strategic Plan](#)

[More »](#)

Mississippi State Department of Health • 570 East Woodrow Wilson Dr • Jackson, MS 39216 • 866-HLTHY4U • [Contact and information](#)

