



Coronavirus Disease 2019 (COVID-19)

Updated January 1, 2021

Mississippi COVID-19 Hotline (7 days a week, 7 a.m.–7 p.m.): **877-978-6453**
The Hotline will be **closed** January 1st.

Vaccinations for healthcare workers: Drive-through COVID-19 vaccination sites statewide will open Monday, January 4 for all healthcare workers. [How to be vaccinated »](#)

COVID-19 vaccination report: A new summary report of Mississippi's COVID-19 vaccinations administered to date. [Available here »](#)

Press conference (video): MSDH officials discuss COVID-19 cases and upcoming vaccination sites with the news media. [View »](#)

General Information

- ▶ [COVID-19 vaccinations and Mississippi vaccination summary](#)
- ▶ [Counties with mask mandates and gathering restrictions](#)
- ▶ [COVID-19 overview, questions and answers, and other resources](#)
- ▶ [COVID-19 and You: Video Q & A with State Health Officer Dr. Thomas Dobbs](#)

Healthcare Professionals

Guidance and more →

- ▶ [Healthcare guidance](#)
- ▶ [Electronic reporting](#)
- ▶ [Vaccine providers](#)
- ▶ [Specimens](#)
- ▶ [Lab dropoff](#)
- ▶ [Facilities guidance](#)
- ▶ [MS-HAN Alerts](#)

[ALL HEALTHCARE](#)

Current Cases and Statistics

County and state data →

- ▶ [Today's update](#)
- ▶ [County data reports](#)
- ▶ [State data charts](#)
- ▶ [Hospitalizations](#)
- ▶ [School and LTCF data](#)
- ▶ [Lab testing](#)
- ▶ [Recoveries](#)

[ALL STATISTICS](#)

Prevention, Testing and Guidance

Personal and community →

- ▶ [Getting tested](#)
- ▶ [Personal protection](#)
- ▶ [Gatherings and events](#)
- ▶ [Business and community](#)
- ▶ [School guidelines](#)
- ▶ [State agencies](#)
- ▶ [Vaccinations](#)

[ALL GUIDANCE](#)

Home isolation is mandatory if you have tested positive for COVID-19 by [order of the State Health Officer](#). (If you are awaiting results of routine testing *not* related to exposure, you may [return to work](#) and follow the safety guidance of your employer.)

Quarantine is mandatory for household members of someone who has COVID-19. Home quarantine permits working under certain circumstances.

[More about isolation and quarantine »](#)

COVID-19 in Mississippi

New Cases and Deaths as of December 31

NEW CASES

2,575

New COVID-19 positive test results reported to MSDH as of 6 p.m. yesterday.

NEW DEATHS

29

New COVID-19 related deaths reported to MSDH as of 6 p.m. yesterday. Eleven deaths occurred between December 19 and December 31 in the counties below.

County	Total
Forrest	1
Hinds	2
Jackson	1
Leake	5
Newton	1
Oktober	2
Panola	1
Rankin	1
Simpson	1
Tallahatchie	1
Warren	1
Winston	1

18 COVID-19 related deaths occurred between November 17 and December 28, identified from death certificate reports.

County	Total
--------	-------

County	Total
Hinds	5
Lafayette	1
Leake	1
Neshoba	1
Rankin	2
Yalobusha	1

LTC OUTBREAKS

236

Current outbreaks in long-term care facilities only. (See [LTC facility outbreak definition](#).)

About our case counts: We currently update our case totals each day based on test results from the previous day. Outside laboratories also report positive test results to us, which are included in our totals. Multiple positive tests for the same individual are counted only once. County case numbers and deaths may change as investigation finds new or additional information.

County COVID-19 Data

Race and Ethnicity

- ▶ [Total COVID-19 cases and deaths by county, race and ethnicity](#) PDF
Current and past data tables, updated daily

Data Snapshots for Individual Counties

- ▶ [Weekly COVID-19 snapshots for each Mississippi county](#)

High Cases and Incidence

- ▶ [Map of Mississippi counties by 7-day incidence](#)
- ▶ [Table of counties ranked by weekly cases and incidence](#)

Cumulative Cases and Deaths by County

Totals of all reported COVID-19 cases for 2020, including those in long-term care (LTC) facilities.

The numbers in this table are provisional. County case numbers and deaths may change as investigation finds new or additional information. The data provided below is the most current available.

County	Total Cases	Total Deaths	Total LTC Facility Cases	Total LTC Facility Deaths
Total	218,386	4,816	9,362	1,719

County	Total Cases	Total Deaths	Total LTC Facility Cases	Total LTC Facility Deaths
Adams	1807	58	72	15
Alcorn	2235	40	120	18
Amite	869	23	54	7
Attala	1751	51	167	32
Benton	683	21	45	10
Bolivar	3450	95	223	30
Calhoun	1184	17	25	4
Carroll	936	18	46	9
Chickasaw	1607	37	51	15
Choctaw	526	10	1	0
Claiborne	723	20	43	9
Clarke	1206	58	108	28
Clay	1349	30	20	3
Coahoma	1971	52	127	11
Copiah	2195	45	73	9
Covington	1858	67	133	39
De Soto	14885	139	107	20
Forrest	5292	102	215	44
Franklin	596	9	40	1
George	1740	35	48	7
Greene	996	25	52	6
Grenada	1978	62	146	31
Hancock	2074	55	70	14
Harrison	10843	157	470	57
Hinds	14118	272	696	107
Holmes	1596	65	103	20
Humphreys	739	22	33	8
Issaquena	152	4	0	0
Itawamba	2322	51	123	22
Jackson	8820	159	215	26
Jasper	1467	25	35	1
Jefferson	467	14	22	3
Jefferson Davis	766	24	8	1
Total	218,386	4,816	9,362	1,719

County	Total Cases	Total Deaths	Total LTC Facility Cases	Total LTC Facility Deaths
Jones	5288	97	206	39
Kemper	666	19	44	9
Lafayette	4289	84	185	50
Lamar	4162	60	47	13
Lauderdale	4992	171	378	88
Lawrence	919	16	27	2
Leake	2069	57	81	12
Lee	7758	118	206	40
Leflore	2664	101	221	48
Lincoln	2592	79	169	36
Lowndes	4458	92	201	41
Madison	7294	136	330	60
Marion	1775	63	155	22
Marshall	2929	63	62	15
Monroe	3061	89	179	53
Montgomery	994	31	54	9
Neshoba	3032	142	191	55
Newton	1631	34	83	11
Noxubee	959	20	31	4
Oktibbeha	3453	76	206	34
Panola	3236	71	103	13
Pearl River	2633	81	155	31
Perry	890	30	20	7
Pike	2252	71	118	32
Pontotoc	3196	42	21	3
Prentiss	2129	42	99	15
Quitman	606	7	0	0
Rankin	8957	168	329	48
Scott	2146	40	37	4
Sharkey	390	17	43	8
Simpson	2064	64	152	19
Smith	1036	20	55	8
Stone	1202	18	78	9
Total	218,386	4,816	9,362	1,719

County	Total Cases	Total Deaths	Total LTC Facility Cases	Total LTC Facility Deaths
Sunflower	2435	61	90	15
Tallahatchie	1240	33	43	7
Tate	2414	56	80	19
Tippah	2026	40	80	5
Tishomingo	1596	53	101	27
Tunica	759	19	15	2
Union	2865	42	105	16
Walthall	1012	34	67	13
Warren	2773	79	164	37
Washington	4322	116	187	39
Wayne	1698	27	68	11
Webster	789	18	57	11
Wilkinson	533	23	24	5
Winston	1854	51	105	28
Yalobusha	1014	33	81	22
Yazoo	2133	50	138	17
Total	218,386	4,816	9,362	1,719

Case Classifications

Mississippi investigates and reports both probable and confirmed cases and deaths according to the [CSTE case definition](#).

	Confirmed	Probable	Total
Cases	148,911	69,475	218,386
Deaths	3,834	982	4,816

Confirmed cases and deaths are generally determined by positive PCR tests, which detect the presence of ongoing coronavirus infection.

Probable cases are those who test positive by other testing methods such as antibody or antigen, and have recent symptoms consistent with COVID-19, indicating a recent infection.

Probable deaths are those individuals with a designation of COVID-19 as a cause of death on the death certificate, but where no confirmatory testing was performed.

Deaths from COVID-19 and Other Causes

This table of death counts compares COVID-19 deaths in Mississippi by week with deaths from other major causes, including contributing and underlying causes.

► [Mississippi Provisional Death Counts by Week](#)
Updated weekly

K-12 School Report

Mississippi K-12 schools make weekly reports of cases among students, teachers and staff, number of outbreaks, and teachers and students under quarantine as a result of COVID-19 exposure. An outbreak in a school setting is defined as 3 or more individuals diagnosed with COVID-19 in the same group within a 14-day period.

Note: These cases have been directly reported to MSDH by each school, and may not yet have appeared in our state and county totals of cases reported by laboratories.

- ▶ [K-12 reports of COVID-19 school cases, outbreaks and exposure](#)

Updated weekly

Long-Term Care Facility Cases and Outbreaks

Long-term care (LTC) facilities like nursing homes are considered high risk locations because their residents are older or in poor health. A single confirmed COVID-19 infection in an LTC facility resident, or more than one infection in employees or staff in a 14-day period constitutes an outbreak. Residential care facilities also represent group living facilities where COVID-19 can be easily spread. We investigate residents, staff and close contacts of infected individuals for possible exposure.

These outbreak figures are reported directly to MSDH by the facility. Many of the cases and deaths reported by facilities may not yet be included in our totals of lab-reported cases.

- ▶ [Mississippi COVID-19 cases and deaths in long-term care facilities](#) PDF

Long-term care facilities include nursing homes, personal care homes, assisted living homes, and intermediate care facilities for individuals with intellectual disability (ICF-IID)

- ▶ [Mississippi COVID-19 cases and deaths in residential care facilities](#) PDF

Residential care facilities include psychiatric or chemical dependency residential treatment centers and long-term acute care facilities.

Ongoing Outbreaks in Nursing Homes

Data such as illness in residents and staff, deaths in residents, as well as a number of other data elements are now publicly available on the website of the Centers for Medicare and Medicaid (CMS). MSDH is providing the following links to view this data, which is reported directly by nursing homes and is updated daily.

Note: Cases and deaths listed on the CMS website may not have appeared yet in our county totals, which are based on reports from testing laboratories.

- ▶ [Search for nursing home COVID-19 data](#)
- ▶ [About the CMS COVID-19 dataset](#)
- ▶ [CMS state and national COVID-19 nursing home data](#)

Mississippi COVID-19 Data Charts and Maps

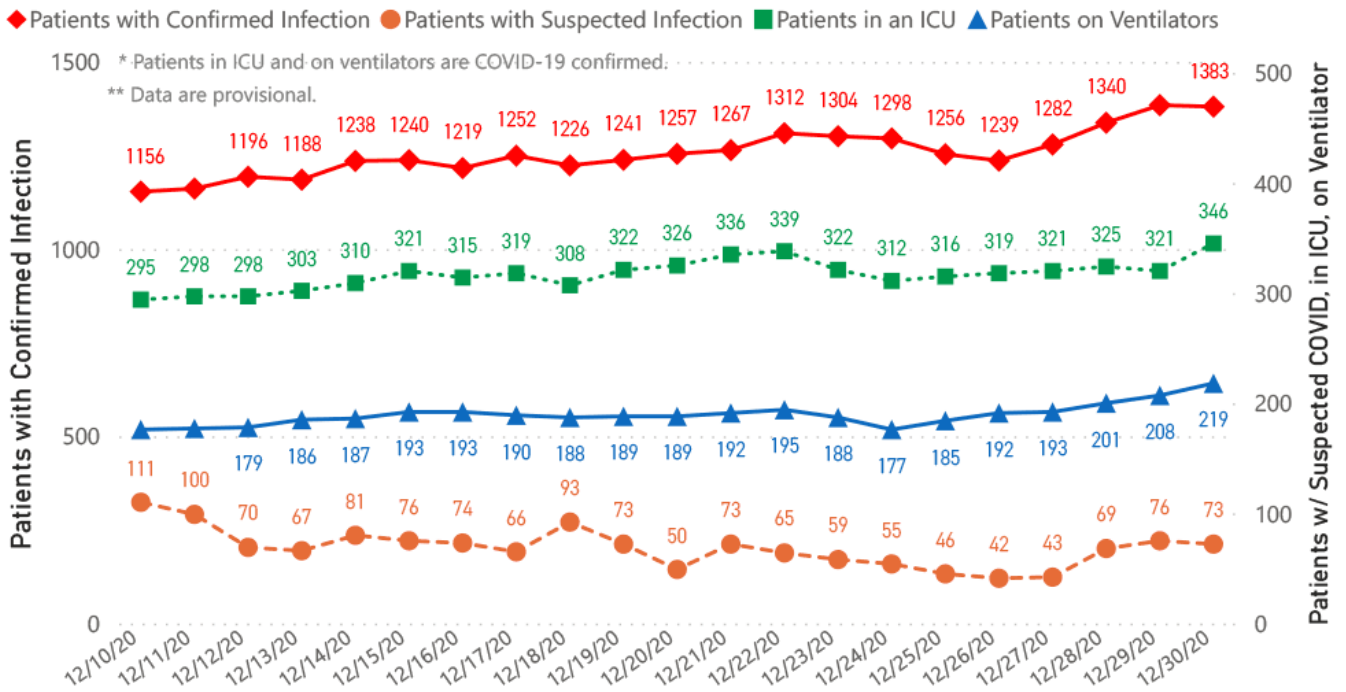
Detailed charts of COVID-19 cases, deaths and hospitalizations will resume on Monday.

All data reports below are updated as they become available.

Hospitalizations and Bed Availability

▶ [View interactive hospitalization charts](#)

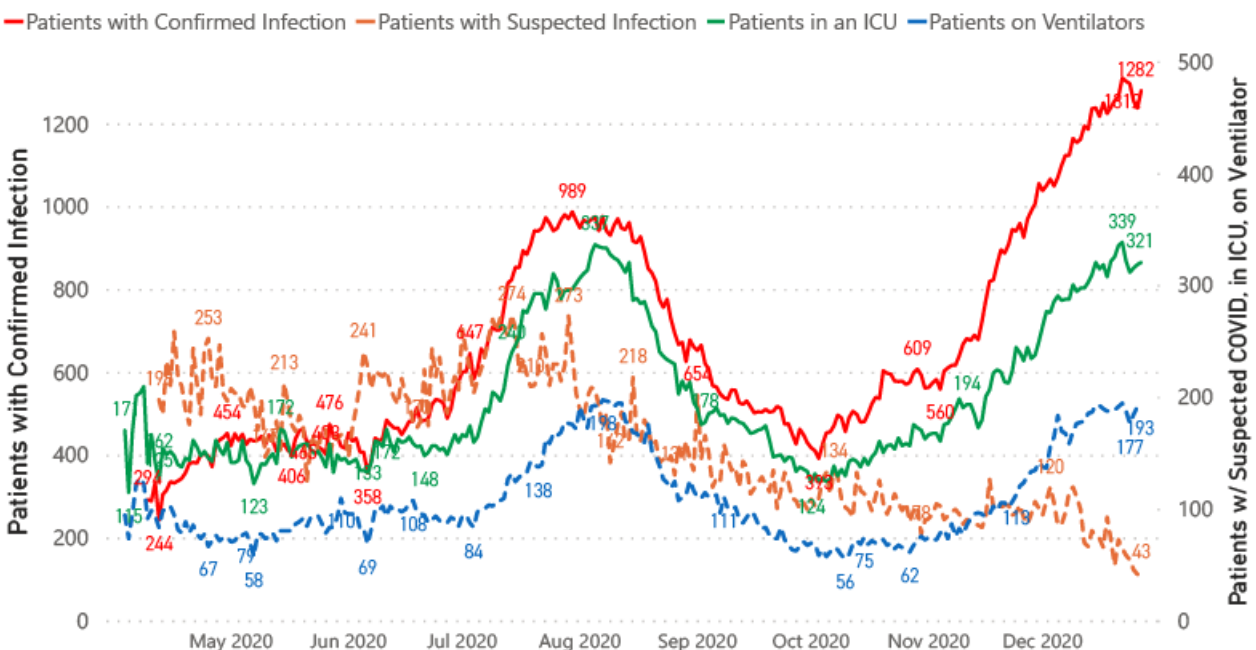
COVID-19 Hospitalizations Reported by MS Hospitals, 12/10/20-12/30/20 **, **



Hospitalization and ICU Use to Date

Updated weekly

COVID-19 Hospitalizations Trends, Reported by MS Hospitals as of 12/27/20 **, **



Daily Case Maps

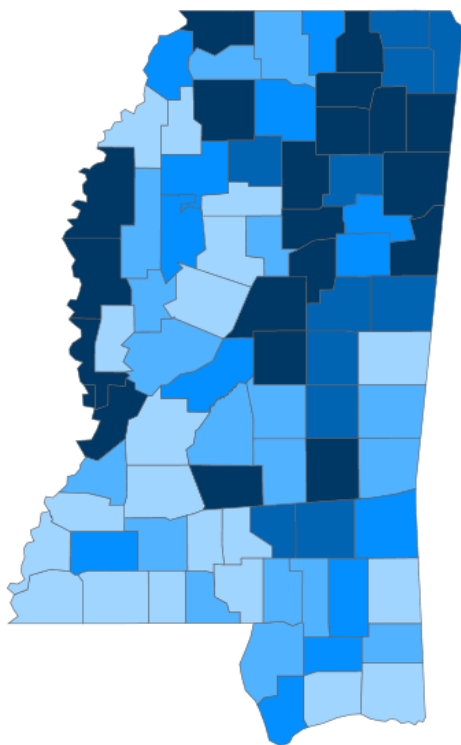
[View all interactive maps](#)

Recent COVID-19 Activity

The chart below shows counties according to COVID-19 incidence (cases by population) over the last 7 days.

[See also: Weekly county incidence tables](#)

Mississippi COVID-19 Cases Incidence Rate * as of December 30, 2020



7 Day Average
New Cases

1,880.0

7 Day Average
Incidence Rate *

64.4

Cumulative Cases

215,811

2019 Estimated Population

2,976,149

County	Incidence Rate	New Cases (7-Day Avg)	2019 Est. Population	Mask Mandate Status	Mask Mandate Started	Mask Mandate Ended
Jasper	128.2	21.0	16,383	None		
Webster	115.0	11.1	9,689	None		
Leake	104.1	23.7	22,786	Ended	10/26/20	11/11/20
Union	101.6	29.3	28,815	Active	11/24/20	
Bolivar	100.7	30.9	30,628	Active	11/24/20	
Calhoun	100.5	14.4	14,361	None		
Warren	94.4	42.9	45,381	None		
Lowndes	94.1	55.1	58,595	Active	11/24/20	
Washington	93.7	41.1	43,909	None		
Pontotoc	89.7	28.9	32,174	Active	11/16/20	

● <50.0 ● 50.0 to 60.0 ● 60.0 to 70.0 ● 70.0 to 80.0 ● >80.0

* Based on average daily new cases of past 7 days per 100,000 population.

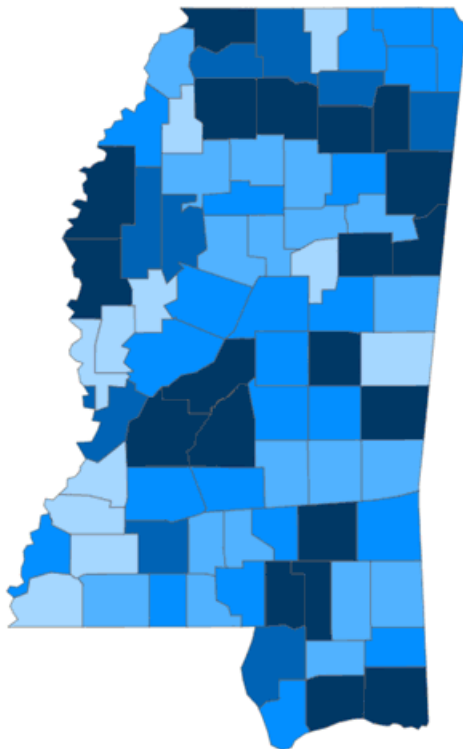
Cumulative COVID-19 Cases

Total cases and deaths by county since the start of the pandemic.

[See also: Weekly estimate of recoveries](#)

Mississippi COVID-19
Cases and Deaths by Race with Ethnicity
as of 6 pm CT, December 30, 2020

Total Cases
215,811



	American Indian or Alaska Native	Asian	Black	White	Other	Unknown
Non Hispanic	861	639	58,513	77,735	2,143	1,312
Hispanic	38	26	263	1,475	2,650	375
Unknown Ethnicity	868	250	14,508	20,954	6,092	27,109

Total Deaths
4,787

	American Indian or Alaska Native	Asian	Black	White	Other	Unknown
Non Hispanic	73	8	1,730	2,084	25	10
Hispanic	1	0	7	26	16	1
Unknown Ethnicity	21	7	254	370	39	115

● 1 to 750 ● 751 to 1500 ● 1501 to 2250 ● 2251 to 3000 ● >3000

Daily Statewide Data Charts

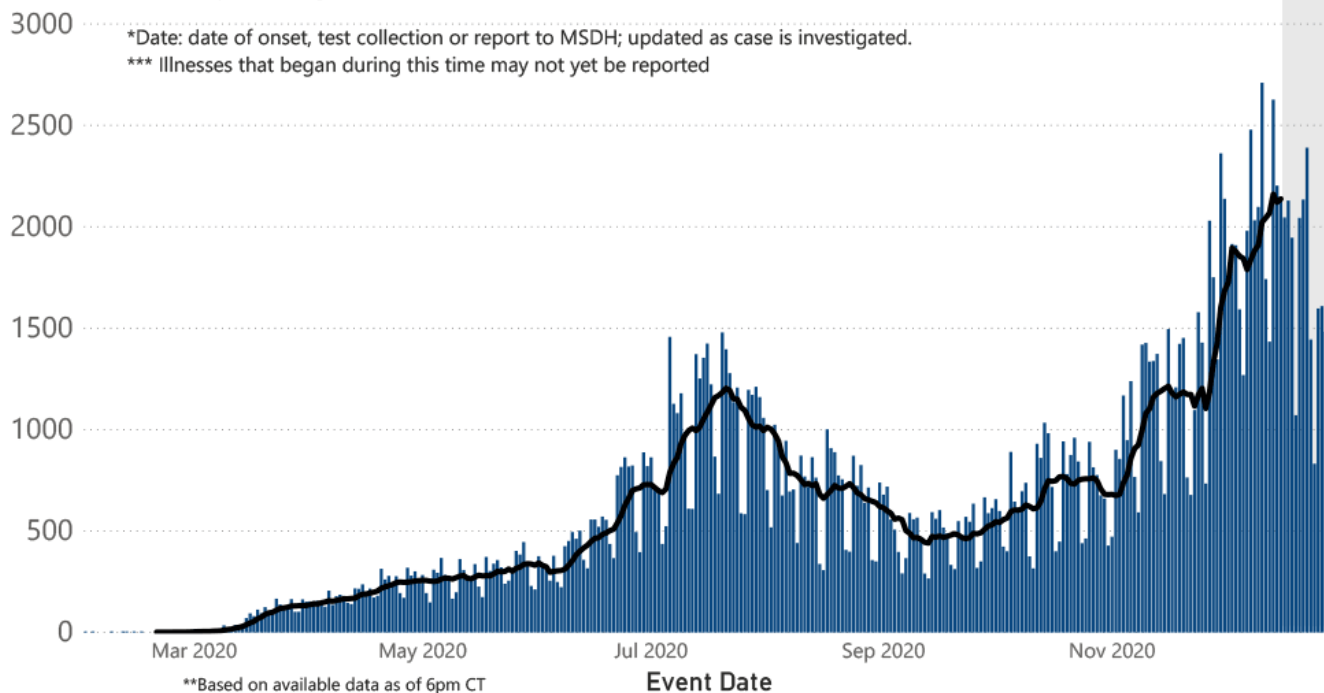
Our state case map and other data charts are also available in interactive form.

▶ [View interactive epidemiological and surveillance charts](#)

The charts below are based on available data at the time of publication. Charts do **not** include cases where insufficient details of the case are known.

COVID-19 Cases by Date* through December 30, 2020**, Mississippi

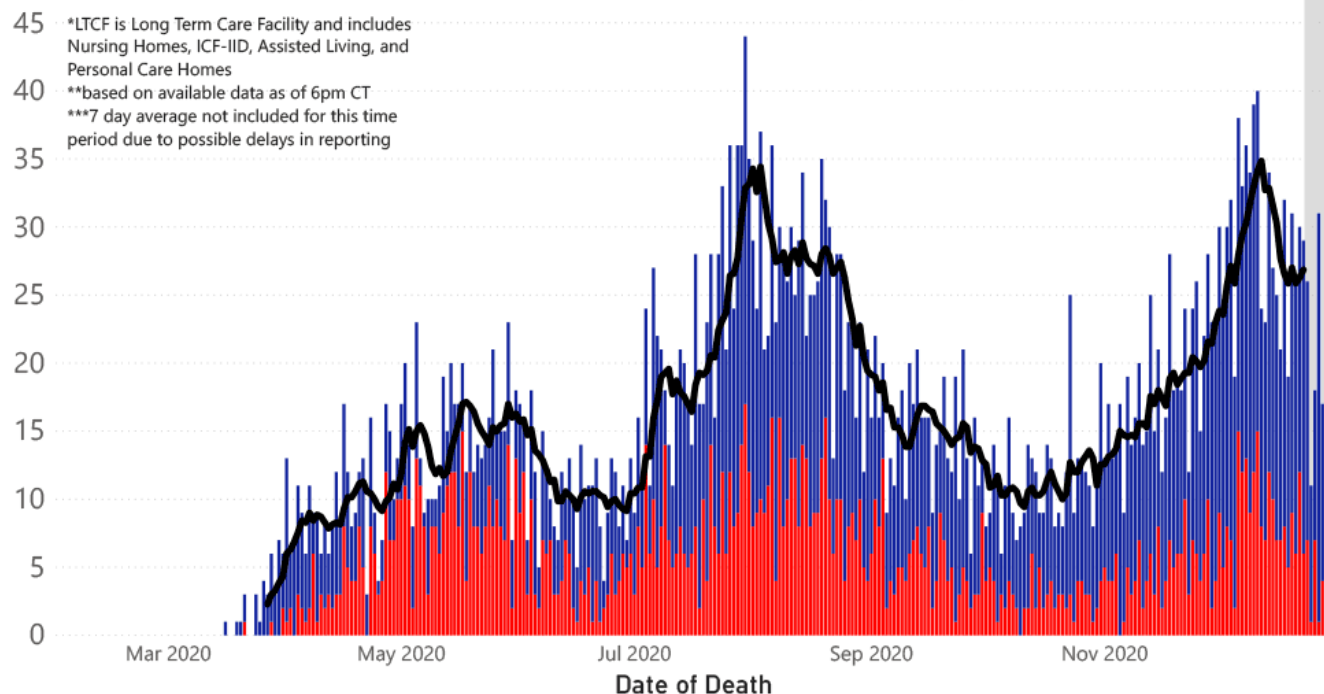
● Cases — 7 Day Average



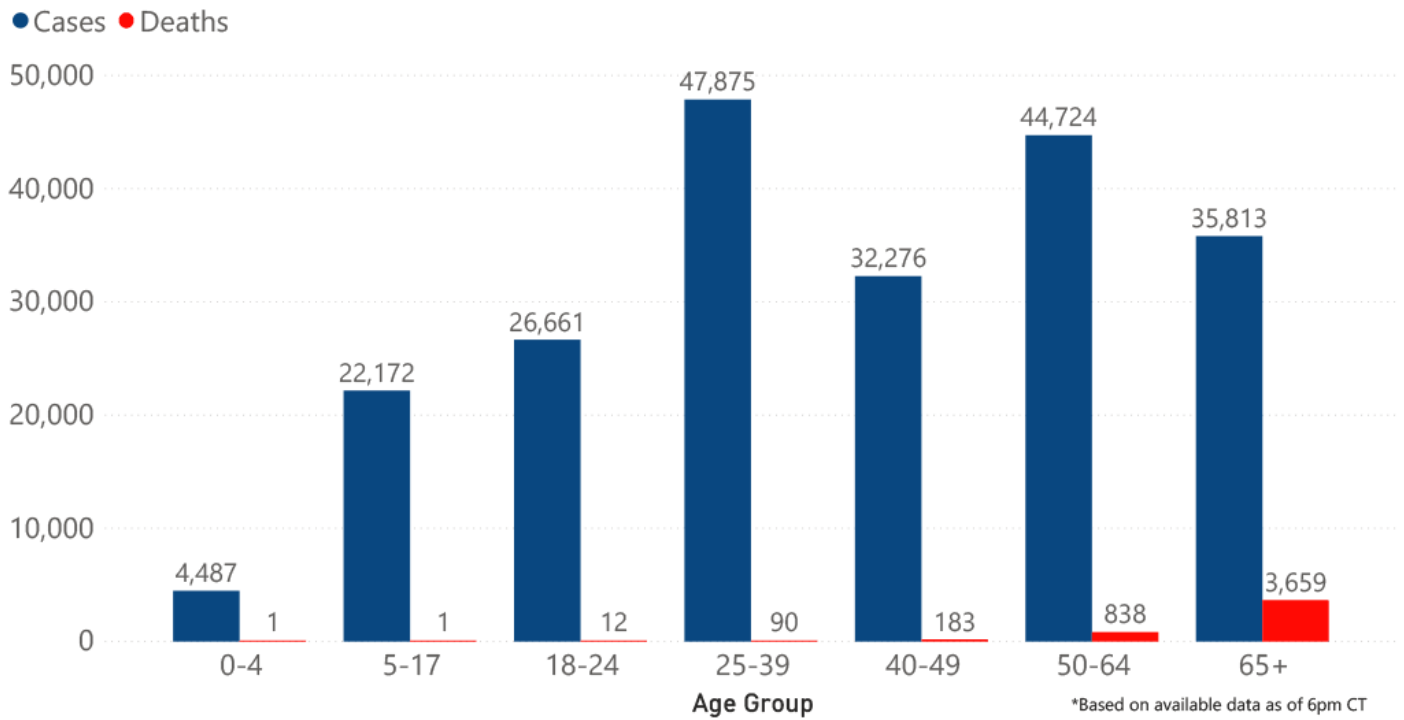
Note: Values up to two weeks in the past on the chart of Cases by Date above can change as we update it with new information from disease investigation.

COVID-19 LTCF* and Non-LTCF Deaths by Date of Death through December 30, 2020**, Mississippi

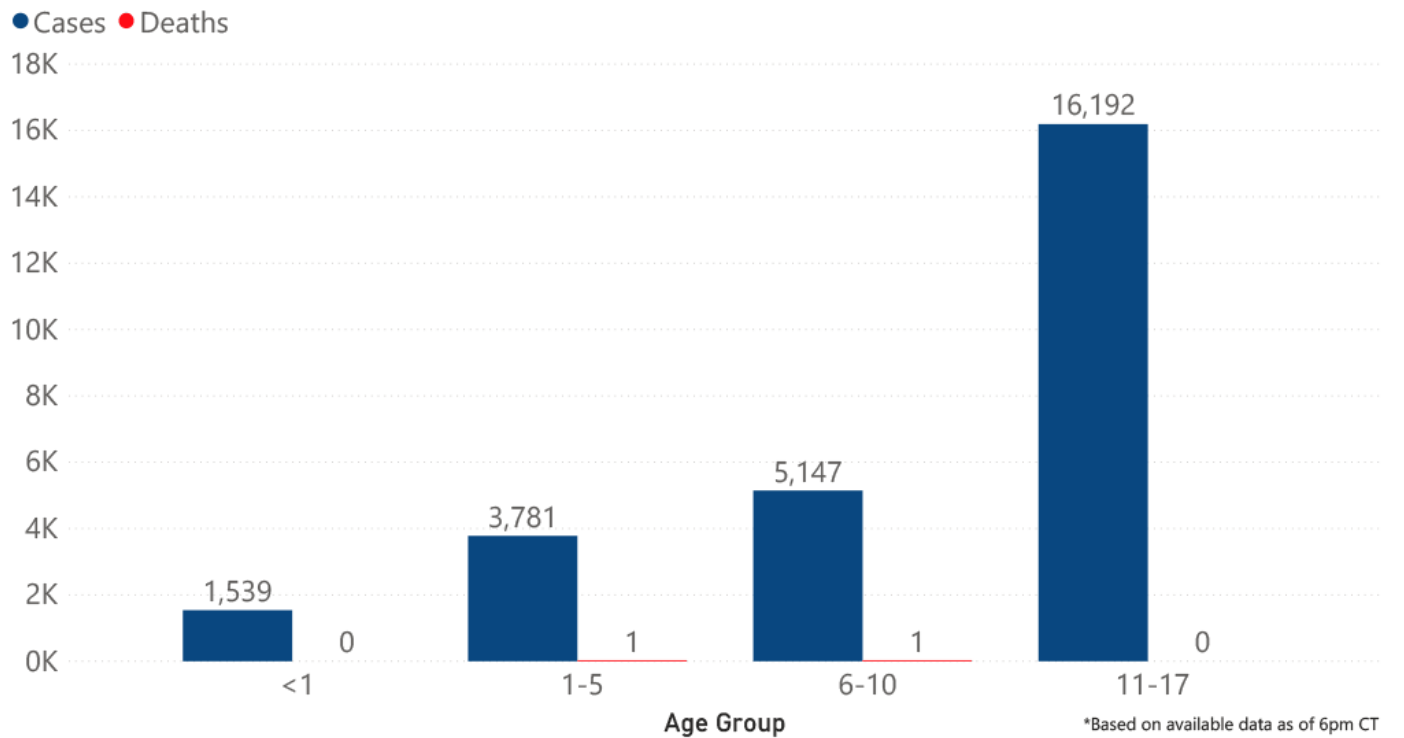
● Resident of LTCF Deaths ● Non-Resident of LTCF Deaths — 7 Day Average



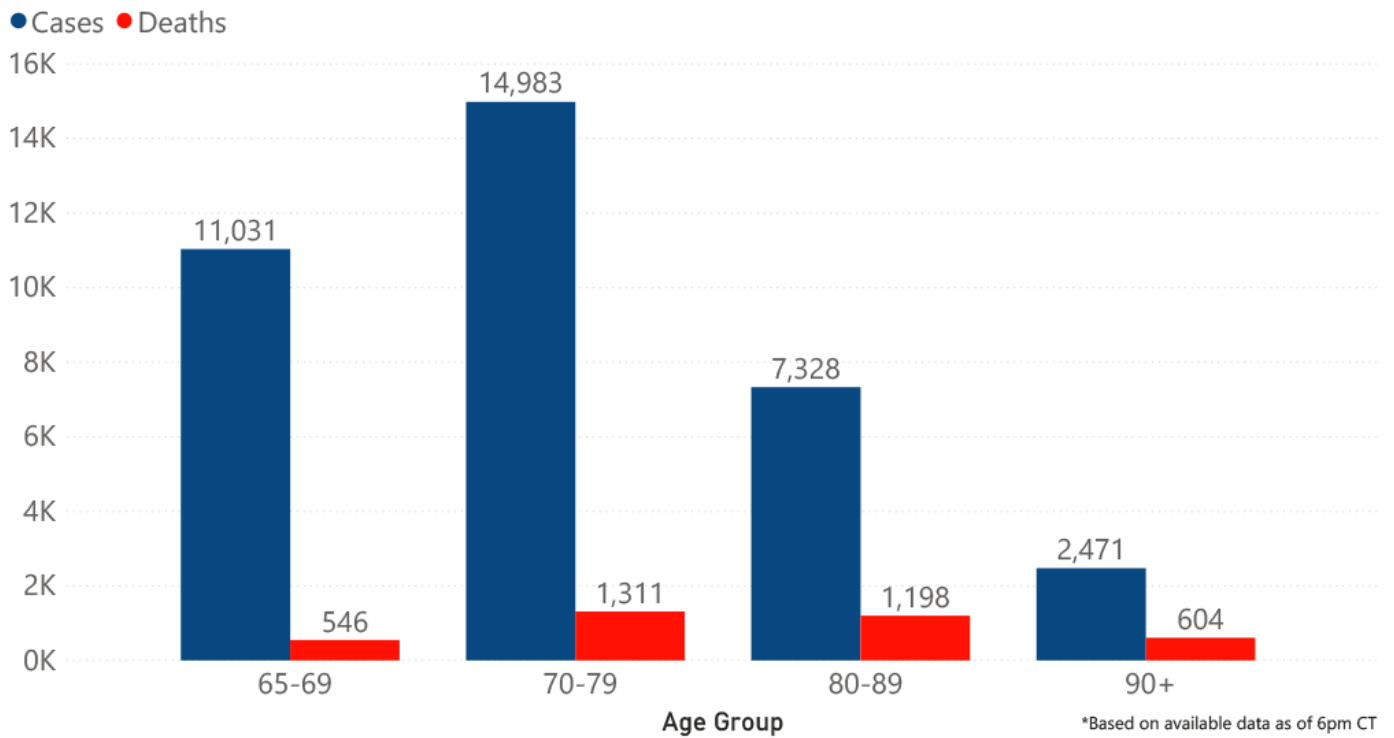
COVID-19 Cases and Deaths by Age Group through December 30, 2020*, Mississippi



COVID-19 Pediatric Cases and Deaths by Age Group through December 30, 2020*, Mississippi

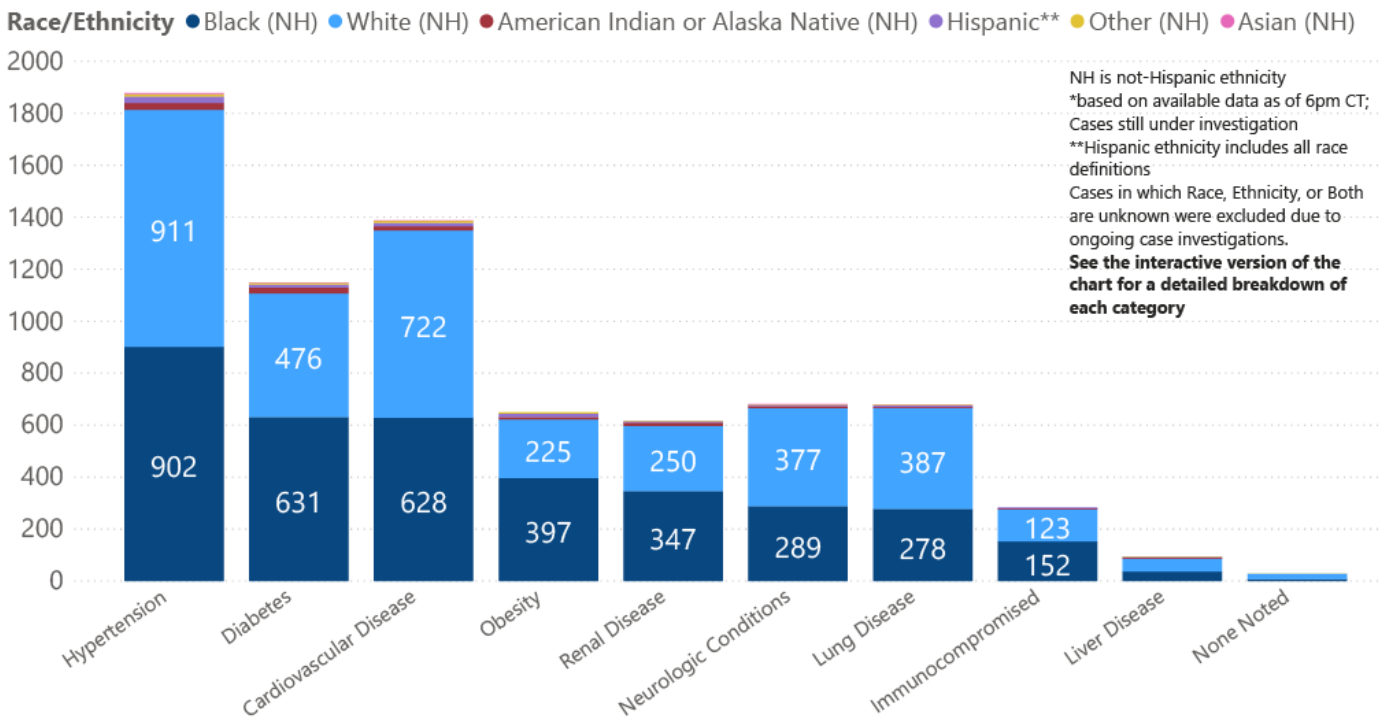


COVID-19 Geriatric Cases and Deaths by Age Group through December 30, 2020*, Mississippi



Weekly Statewide Data Summaries

COVID-19 Underlying Conditions in Deaths by Race/Ethnicity through December 27, 2020*, Mississippi



COVID-19 Deaths by Race/Ethnicity through December 27, 2020*, Mississippi



COVID-19 Hospitalized Cases by Age through December 27, 2020*, Mississippi

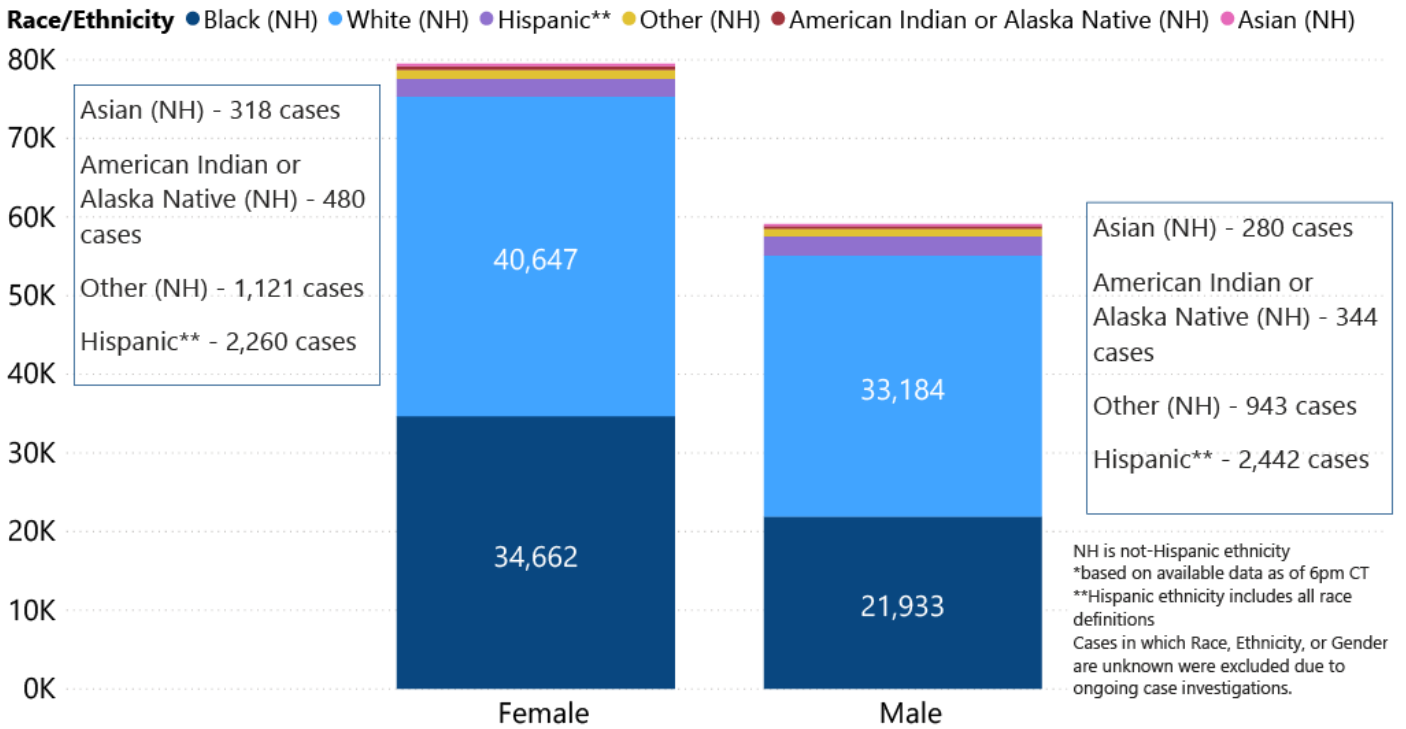


COVID-19 Cumulative Hospitalizations-Invstigated Cases December 27, 2020 *



* Cases in which hospitalization is unknown were excluded due to ongoing case investigations; based on available data as of 6 pm CT

COVID-19 Cases by Race/Ethnicity and Gender through December 27, 2020*, Mississippi

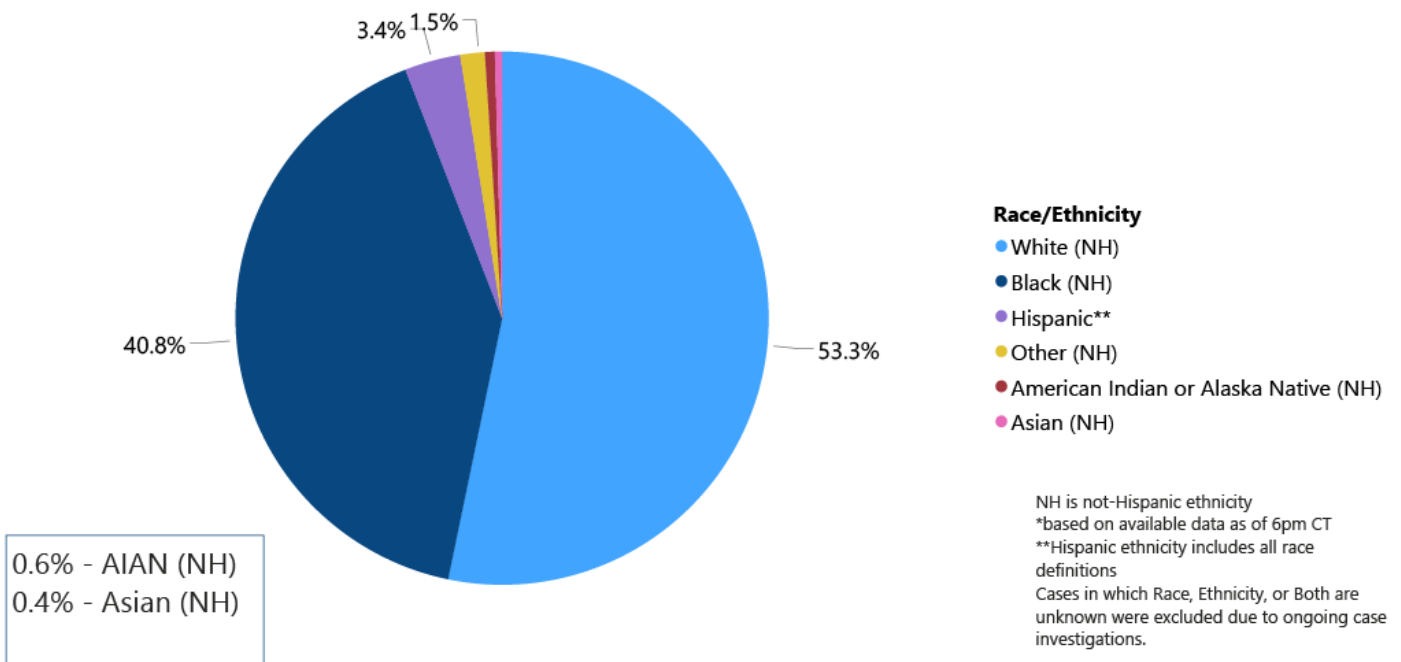


COVID-19 Deaths by Race and Gender through December 27, 2020*, Mississippi

Race ● Black ● White ● American Indian or Alaska Native ● Other ● Asian



COVID-19 Cases by Race/Ethnicity through December 27, 2020*, Mississippi



COVID-19 Cases by Gender through December 27, 2020*, Mississippi



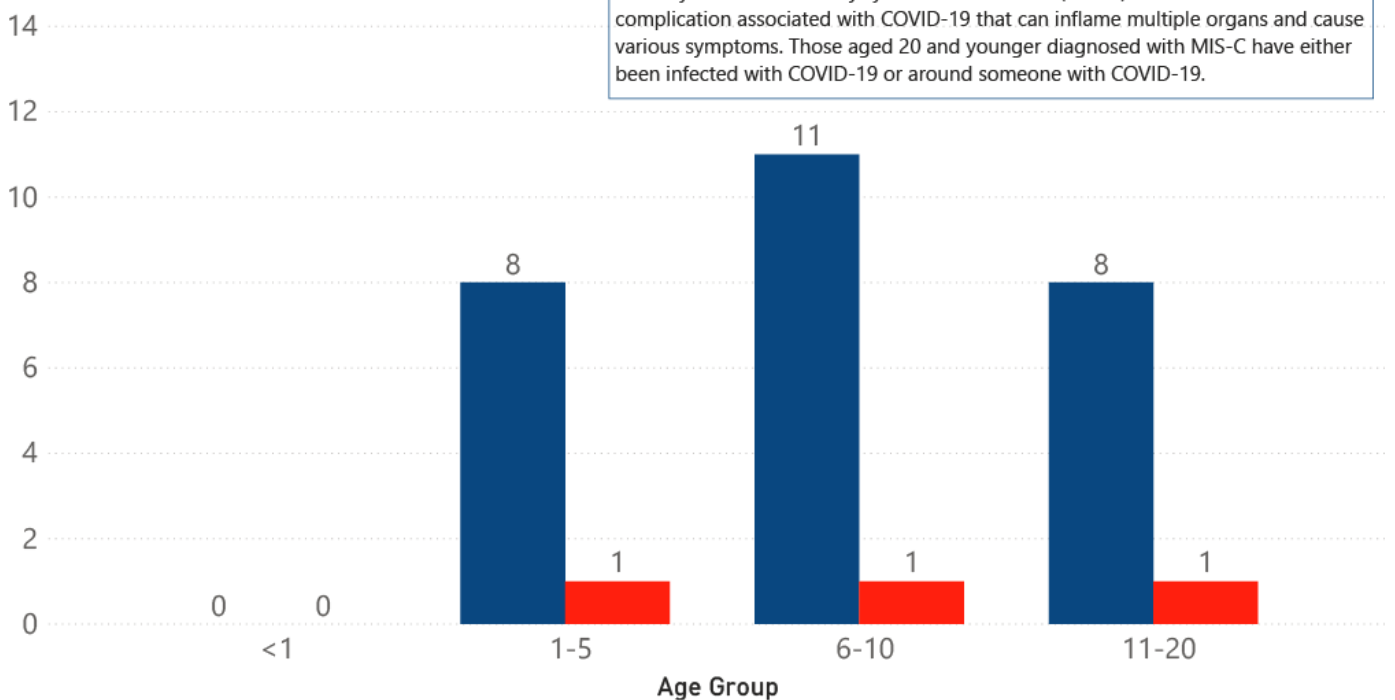
*Based on available data as of 6pm CT

Weekly Pediatric MIS-C Cases and Deaths

[Multisystem inflammatory syndrome in children \(MIS-C\)](#) is a rare but serious condition associated with COVID-19 that causes inflammation in many body parts, including the heart and other vital organs.

MIS-C* Cases and Deaths by Age Group through December 27, 2020, Mississippi

● MIS-C Cases ● MIS-C Deaths



*Multisystem inflammatory syndrome in children (MIS-C): A rare but serious complication associated with COVID-19 that can inflame multiple organs and cause various symptoms. Those aged 20 and younger diagnosed with MIS-C have either been infected with COVID-19 or around someone with COVID-19.

Weekly High Case and High Incidence Counties

Tracking counties with recent high numbers of COVID-19 cases, adjusted for population, provides insight on where local outbreaks are most serious, and where protective measures should be increased. For more accurate reporting, these weekly charts include sample collection dates only up to seven days in the past to allow for case investigation and delays in lab test reports.

Cases counts in these charts is based on the date of illness onset. If the date of illness is not known, the date the test sample was taken, or the date of test result reporting is used instead. Counts are adjusted as cases are investigated.

Counties are ranked by highest weekly case counts, and by weekly incidence (cases proportional to population). A separate table ranking all counties is also available. **All tables updated weekly.**

► [Full tables of counties ranked by weekly incidence and cases](#) PDF

COVID-19 High Incidence MS Counties Over 2 Week Period (December 7-20, 2020*)					
County	Cases (December 7-20)	Cases per 100,000 (December 7-20)	Cases to Date (through December 20)	Cases per 100,000 Total	Percent Change
UNION	597	2071.8	2531	8783.6	31%
TIPPAH	387	1757.9	1814	8239.8	27%
JASPER	282	1721.3	1247	7611.5	29%
LOWNDES	945	1612.8	3798	6481.8	33%
PONTOTOC	504	1566.5	2848	8851.9	22%
CHICKASAW	258	1508.5	1452	8489.7	22%
FRANKLIN	116	1504.0	537	6962.3	28%
GRENADA	311	1498.2	1869	9003.8	20%
WINSTON	262	1459.2	1677	9340.0	19%
BOLIVAR	421	1374.6	3086	10075.7	16%
LEE	1147	1342.5	6974	8162.8	20%
COVINGTON	244	1309.3	1705	9149.0	17%

*based on available data as of 6pm CT
 Cases based on test date. Cases without test date excluded due to ongoing investigations.
 Table will be updated weekly. A one week lag is used for reporting.

COVID-19 High Case MS Counties Over 2 Week Period (December 7-20, 2020*)

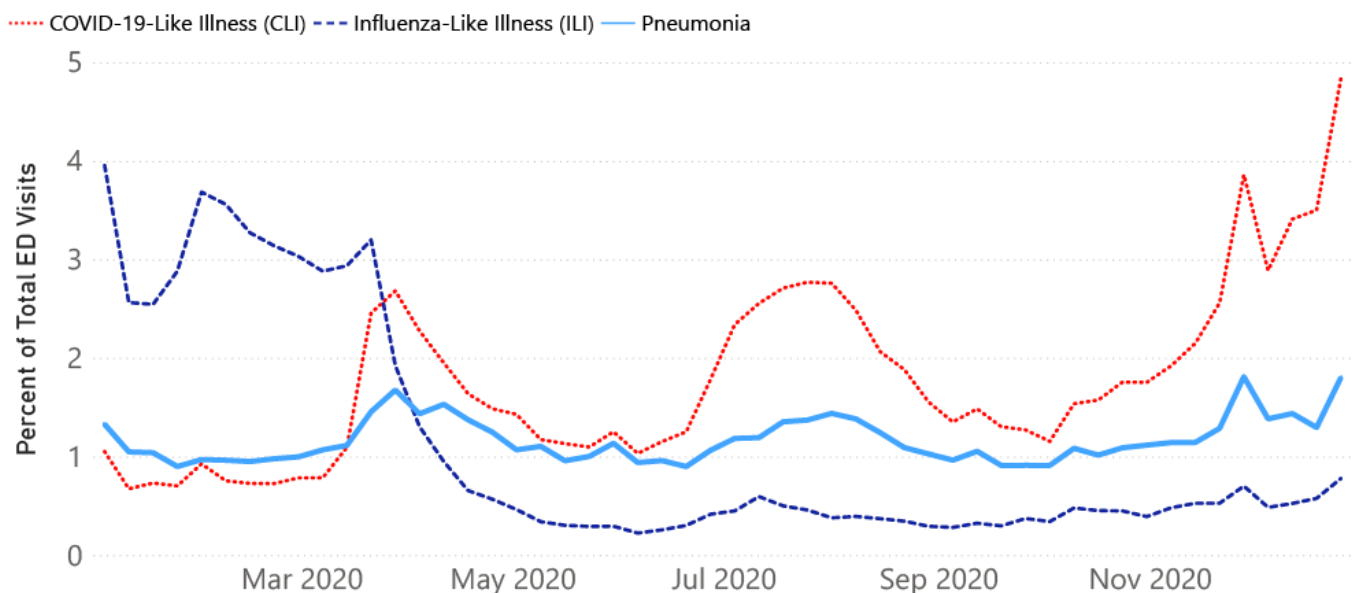
County	Cases (December 7-20)	Cases per 100,000 (December 7-20)	Cases to Date (through December 20)	Cases per 100,000 Total	Percent Change
DESOTO	2033	1099.2	13305	7194.0	18%
HINDS	1853	799.3	13011	5612.1	17%
HARRISON	1657	796.3	9713	4667.9	21%
RANKIN	1280	824.4	8015	5161.9	19%
LEE	1147	1342.5	6974	8162.8	20%
MADISON	1045	983.3	6570	6182.2	19%
JACKSON	1004	699.1	8076	5623.3	14%
LOWNDES	945	1612.8	3798	6481.8	33%
JONES	692	1016.2	4768	7001.7	17%
FORREST	637	850.5	4867	6498.3	15%
UNION	597	2071.8	2531	8783.6	31%
LAUDERDALE	593	800.0	4551	6139.6	15%

*based on available data as of 6pm CT
 Cases based on test date. Cases without test date excluded due to ongoing investigations.
 Table will be updated weekly. A one week lag is used for reporting.

Syndromic Surveillance

Emergency department visits by those with symptoms characteristic of COVID-19, influenza and pneumonia, updated weekly.

Percentage of Emergency Department and Clinic visits for CLI, ILI, and Pneumonia Cases Weekly Statewide Summary, January 4, 2020 - December 26, 2020



*The graph represents syndromic surveillance data from emergency department visits, reported electronically by hospitals throughout the state, that are consistent with COVID-19-Like Illness (CLI), Influenza-Like Illness (ILI), and Pneumonia. Based on available data as of 6pm CT. Graph will be updated weekly.

Estimated Recoveries

Presumed COVID-19 cases recovered, estimated weekly (does not include cases still under investigation).

COVID-19 Presumed Recovered Cases through December 27, 2020, Mississippi

167,263

Presumed Recovered*

*Reflects Provisional Estimates. Presumed Recovered if:

- 1) It has been 14 days or more since the case tested positive, if they were not hospitalized
- 2) It has been 21 days or more since the case tested positive, if they were hospitalized or hospitalization was unknown.

All deaths excluded. Presumed recovered counts will be updated weekly.

U.S. and World Cases

- ▶ [COVID-19 cases in the United States \(CDC\)](#)
- ▶ [U.S. COVID-19 Tracker \(CDC\)](#)
- ▶ [COVID-19 Global Case Map \(Johns Hopkins University\)](#)

COVID-19 Testing

Statewide Combined Testing as of December 19

Technical problems have delayed our update to combined testing numbers. We hope to have more recent data in the next few days.

COVID-19 testing providers around the state include commercial laboratories as well as hospital labs. Combined with testing done by the MSDH Public Health Laboratory, the figures provide a complete picture of all Mississippi testing. (Updated weekly)

PCR testing detects current, active COVID-19 infection in an individual.

Antibody (serology) testing identifies individuals with past COVID-19 infection based on antibodies they develop one to three weeks after infection.

Antigen testing is another way to identify current COVID-19 infection.

	Total tests	PCR	Antibody	Antigen
MSDH Public Health Laboratory	143,138	141,895	1,243	0
Other testing providers	1,587,297	1,125,707	59,634	401,956
Total tests for COVID-19 statewide	1,730,435	1,267,602	60,877	401,956

MSDH Individuals Tested as of December 31

MSDH Public Health Laboratory (MPHL) testing totals as of 3 p.m. These totals are for tests performed at the MPHL only.

- Total individuals tested by the MPHL: **99,333**
- Total positive individuals from MPHL tests: **11,920**

Getting Tested for COVID-19

The MSDH Public Health Laboratory, its partners, and private providers are testing statewide for COVID-19.

Anyone with symptoms of fever, severe cough or severe chest pains – especially those who are older or in poor health – should make arrangements for testing with their doctor or one of the many healthcare providers now performing testing. Always call ahead to the testing provider for instructions on safely being examined before you visit for your test.

Free testing: Free drive-through testing sites are offered at county health departments on a weekly schedule by appointment.

- ▶ [Find a COVID-19 testing provider near you](#)
- ▶ [Free COVID-19 rapid testing schedule](#)

Prevention and Guidance for Individuals and the Community

- ▶ [Preventive steps to take, recommendations, guidance and general information on COVID-19](#)

Get COVID-19 e-mail updates daily with our free newsletter:



Last reviewed on Mar 5,
2020

error on this

email page

print

Related resources

- ▶ [COVID-19 Public Health Guidance for the Holidays](#)
- ▶ [IT IS REAL: COVID-19 as Told by Survivors](#)
- ▶ [Free COVID-19 Testing and Local Testing Providers](#)
- ▶ [COVID-19 Guidance and Prevention for Individuals and the Community](#)

Updated December 22, 2020

More topics

- ▶ [\[Espanol, Tieng Viet, ASL \]](#)
- ▶ [County Data](#)
- ▶ [Diagnostic Testing EUA](#)
- ▶ [Handouts and Posters](#)
- ▶ [Healthcare Professionals](#)

- ▶ [Interactive Map and Charts](#)
- ▶ [Long-Term Care Outbreaks](#)
- ▶ [Prevention and Safety Guidance](#)
- ▶ [School Cases and Outbreaks](#)
- ▶ [Testing for COVID-19](#)
- ▶ [Vaccination Against COVID-19](#)

A banner for 'Community STD/HIV Education' featuring a blurred background of people in a meeting. The text is white and yellow on a dark blue background. A 'LEARN MORE' button is in the bottom right.

FREE

Community STD/HIV Education

Up-to-date information and education for those living with STDs or HIV, or fighting against it.

Sessions monthly

[LEARN MORE](#)

AGENCY

- [About Us](#)
- [Administration](#)
- [Board of Health](#)
- [County Offices](#)
- [Institutional Review](#)
- [Jobs](#)
- [Locations](#)
- [Public Health Laboratory](#)
- [RFPs/Grants](#)
- [More »](#)

Intranet

- [OHIT+ER Service Center](#)
- [Webmail](#)

INFORMATION

- [Apps](#)
- [Calendar of Events](#)
- [Contact Us](#)
- [Meetings](#)
- [Health Resources](#)
- [Hotlines](#)
- [Locations](#)
- [News](#)
- [Newsletter](#)
- [Phone Numbers](#)

Español

I NEED A ...

- [Birth Certificate](#)
- [Certificate of Need](#)
- [Children's Health Insurance](#)
- [Complaint Form](#)
- [Criminal History Check](#)
- [Death Certificate](#)
- [Divorce Record](#)
- [Food Permit](#)
- [Immunization Record](#)
- [J-1 Visa](#)
- [License Verification](#)
- [Marriage Record](#)
- [Professional License](#)
- [Public Records Request](#)
- [Wastewater Application](#)

PUBLICATIONS

- [Annual Report](#)
- [CON Weekly Reports](#)
- [Health Facilities Directory](#)
- [Mississippi Morbidity Reports](#)
- [Public Health Report](#)
- [State Health Plan](#)
- [Strategic Plan](#)

[More »](#)

Mississippi State Department of Health • 570 East Woodrow Wilson Dr • Jackson, MS 39216 • 866-HLTHY4U • [Contact and information](#)

