



Coronavirus Disease 2019 (COVID-19)

Updated January 3, 2021

Mississippi COVID-19 Hotline (7 days a week, 7 a.m.–7 p.m.): **877-978-6453**

General Information

[COVID-19 vaccinations and Mississippi vaccination summary](#)

- ▶ [Counties with mask mandates and gathering restrictions](#)
- ▶ [COVID-19 overview, questions and answers, and other resources](#)
- ▶ [COVID-19 and You: Video Q & A with State Health Officer Dr. Thomas Dobbs](#)
- ▶ [ASL, Spanish and Vietnamese materials](#)

Healthcare Professionals

Guidance and more →

- ▶ [Healthcare guidance](#)
- ▶ [Electronic reporting](#)
- ▶ [Vaccine providers](#)
- ▶ [Specimens](#)
- ▶ [Lab dropoff](#)
- ▶ [Facilities guidance](#)

▶ [MS-HAN Alerts](#)

[ALL HEALTHCARE](#)

Current Cases and Statistics

County and state data →

- ▶ [Today's update](#)
- ▶ [County data reports](#)
- ▶ [State data charts](#)
- ▶ [Hospitalizations](#)
- ▶ [School and LTCF data](#)
- ▶ [Lab testing](#)
- ▶ [Recoveries](#)

[ALL STATISTICS](#)

Prevention, Testing and Guidance

Personal and community →

- ▶ [Getting tested](#)
- ▶ [Personal protection](#)
- ▶ [Gatherings and events](#)
- ▶ [Business and community](#)
- ▶ [School guidelines](#)
- ▶ [State agencies](#)
- ▶ [Vaccinations](#)

[ALL GUIDANCE](#)

Home isolation is mandatory if you have tested positive for COVID-19 by [order of the State Health Officer](#). (If you are awaiting results of routine testing *not* related to exposure, you may [return to work](#) and follow the safety guidance of your employer.)

Quarantine is mandatory for household members of someone who has COVID-19. Home quarantine permits working under certain circumstances.

[More about isolation and quarantine »](#)

New Cases and Deaths as of January 2

NEW CASES

1,784

New COVID-19 positive test results reported to MSDH as of 6 p.m. yesterday.

NEW DEATHS

32

New COVID-19 related deaths reported to MSDH as of 6 p.m. yesterday. Four deaths occurred between December 14, 2020 and January 2, 2021 in the counties below.

County	Total
Hinds	1
Leflore	1
Madison	1
Rankin	1

28 COVID-19 related deaths occurred between November 7 and December 28, identified from death certificate reports.

County	Total
Adams	2
Alcorn	1
Clarke	1
Desoto	2
George	1
Harrison	3
Hinds	2
Jasper	1
Lafayette	1
Leake	1
Lee	2
Marion	2
Neshoba	1
Newton	3
Rankin	1
Sunflower	1
Washington	1
Webster	1
Wilkinson	1

LTC OUTBREAKS

234

Current outbreaks in long-term care facilities only. (See [LTC facility outbreak definition](#).)

About our case counts: We currently update our case totals each day based on test results from the previous day. Outside laboratories also report positive test results to us, which are included in our totals. Multiple positive tests for the same individual are counted only once. County case numbers and deaths may change as investigation finds new or additional information.

County COVID-19 Data

Race and Ethnicity

- ▶ [Total COVID-19 cases and deaths by county, race and ethnicity](#) PDF
Current and past data tables, updated daily

Data Snapshots for Individual Counties

- ▶ [Weekly COVID-19 snapshots for each Mississippi county](#)

High Cases and Incidence

- ▶ [Map of Mississippi counties by 7-day incidence](#)
- ▶ [Table of counties ranked by weekly cases and incidence](#)

Cumulative Cases and Deaths by County

Totals of all reported COVID-19 cases for 2020, including those in long-term care (LTC) facilities.

The numbers in this table are provisional. County case numbers and deaths may change as investigation finds new or additional information. The data provided below is the most current available.

Long-term care cases and death totals will resume on Monday.

County	Total Cases	Total Deaths
Adams	1821	60
Alcorn	2272	41
Amite	883	23
Attala	1780	51
Total	222,061	4,871

County	Total Cases	Total Deaths
Benton	702	21
Bolivar	3516	95
Calhoun	1199	17
Carroll	949	18
Chickasaw	1629	37
Choctaw	536	11
Claiborne	732	20
Clarke	1224	59
Clay	1374	30
Coahoma	2002	52
Copiah	2227	45
Covington	1896	68
De Soto	15142	141
Forrest	5375	104
Franklin	603	9
George	1746	36
Greene	1001	25
Grenada	2005	63
Hancock	2108	55
Harrison	11150	160
Hinds	14301	281
Holmes	1608	67
Humphreys	742	22
Issaquena	152	4
Itawamba	2371	51
Jackson	8928	159
Jasper	1491	26
Jefferson	469	14
Jefferson Davis	775	24
Jones	5381	98
Kemper	675	19
Lafayette	4335	85
Total	222,061	4,871

County	Total Cases	Total Deaths
Lamar	4245	60
Lauderdale	5081	171
Lawrence	924	16
Leake	2104	58
Lee	7872	120
Leflore	2708	102
Lincoln	2648	79
Lowndes	4573	93
Madison	7372	138
Marion	1794	65
Marshall	2977	63
Monroe	3119	90
Montgomery	1004	31
Neshoba	3062	143
Newton	1655	37
Noxubee	972	20
Oktibbeha	3522	76
Panola	3268	71
Pearl River	2707	82
Perry	908	31
Pike	2281	71
Pontotoc	3237	42
Prentiss	2178	42
Quitman	613	7
Rankin	9139	171
Scott	2177	41
Sharkey	395	17
Simpson	2089	64 *
Smith	1061	20
Stone	1229	18
Sunflower	2480	62
Tallahatchie	1254	33
Tate	2441	56
Total	222,061	4,871

County	Total Cases	Total Deaths
Tippah	2050	40
Tishomingo	1612	53
Tunica	765	19
Union	2949	43
Walthall	1023	34
Warren	2872	79
Washington	4459	117
Wayne	1735	27
Webster	805	19
Wilkinson	536	24
Winston	1872	52
Yalobusha	1033	33
Yazoo	2161	50
Total	222,061	4,871

* **Note:** A death in Simpson County was determined not to be COVID-19 related, and has been removed.

Case Classifications

Mississippi investigates and reports both probable and confirmed cases and deaths according to the [CSTE case definition](#).

	Confirmed	Probable	Total
Cases	150,385	71,676	222,061
Deaths	3,857	1,014	4,871

Confirmed cases and deaths are generally determined by positive PCR tests, which detect the presence of ongoing coronavirus infection.

Probable cases are those who test positive by other testing methods such as antibody or antigen, and have recent symptoms consistent with COVID-19, indicating a recent infection.

Probable deaths are those individuals with a designation of COVID-19 as a cause of death on the death certificate, but where no confirmatory testing was performed.

Deaths from COVID-19 and Other Causes

This table of death counts compares COVID-19 deaths in Mississippi by week with deaths from other major causes, including contributing and underlying causes.

► [Mississippi Provisional Death Counts by Week](#)

Updated weekly

K-12 School Report

Mississippi K-12 schools make weekly reports of cases among students, teachers and staff, number of outbreaks, and

teachers and students under quarantine as a result of COVID-19 exposure. An outbreak in a school setting is defined as 3 or more individuals diagnosed with COVID-19 in the same group within a 14-day period.

Note: These cases have been directly reported to MSDH by each school, and may not yet have appeared in our state and county totals of cases reported by laboratories.

- ▶ [K-12 reports of COVID-19 school cases, outbreaks and exposure](#)
Updated weekly

Long-Term Care Facility Cases and Outbreaks

Long-term care (LTC) facilities like nursing homes are considered high risk locations because their residents are older or in poor health. A single confirmed COVID-19 infection in an LTC facility resident, or more than one infection in employees or staff in a 14-day period constitutes an outbreak. Residential care facilities also represent group living facilities where COVID-19 can be easily spread. We investigate residents, staff and close contacts of infected individuals for possible exposure.

These outbreak figures are reported directly to MSDH by the facility. Many of the cases and deaths reported by facilities may not yet be included in our totals of lab-reported cases.

- ▶ [Mississippi COVID-19 cases and deaths in long-term care facilities](#) PDF
Long-term care facilities include nursing homes, personal care homes, assisted living homes, and intermediate care facilities for individuals with intellectual disability (ICF-IID)
- ▶ [Mississippi COVID-19 cases and deaths in residential care facilities](#) PDF
Residential care facilities include psychiatric or chemical dependency residential treatment centers and long-term acute care facilities.

Ongoing Outbreaks in Nursing Homes

Data such as illness in residents and staff, deaths in residents, as well as a number of other data elements are now publicly available on the website of the Centers for Medicare and Medicaid (CMS). MSDH is providing the following links to view this data, which is reported directly by nursing homes and is updated daily.

Note: Cases and deaths listed on the CMS website may not have appeared yet in our county totals, which are based on reports from testing laboratories.

- ▶ [Search for nursing home COVID-19 data](#)
- ▶ [About the CMS COVID-19 dataset](#)
- ▶ [CMS state and national COVID-19 nursing home data](#)

Mississippi COVID-19 Data Charts and Maps

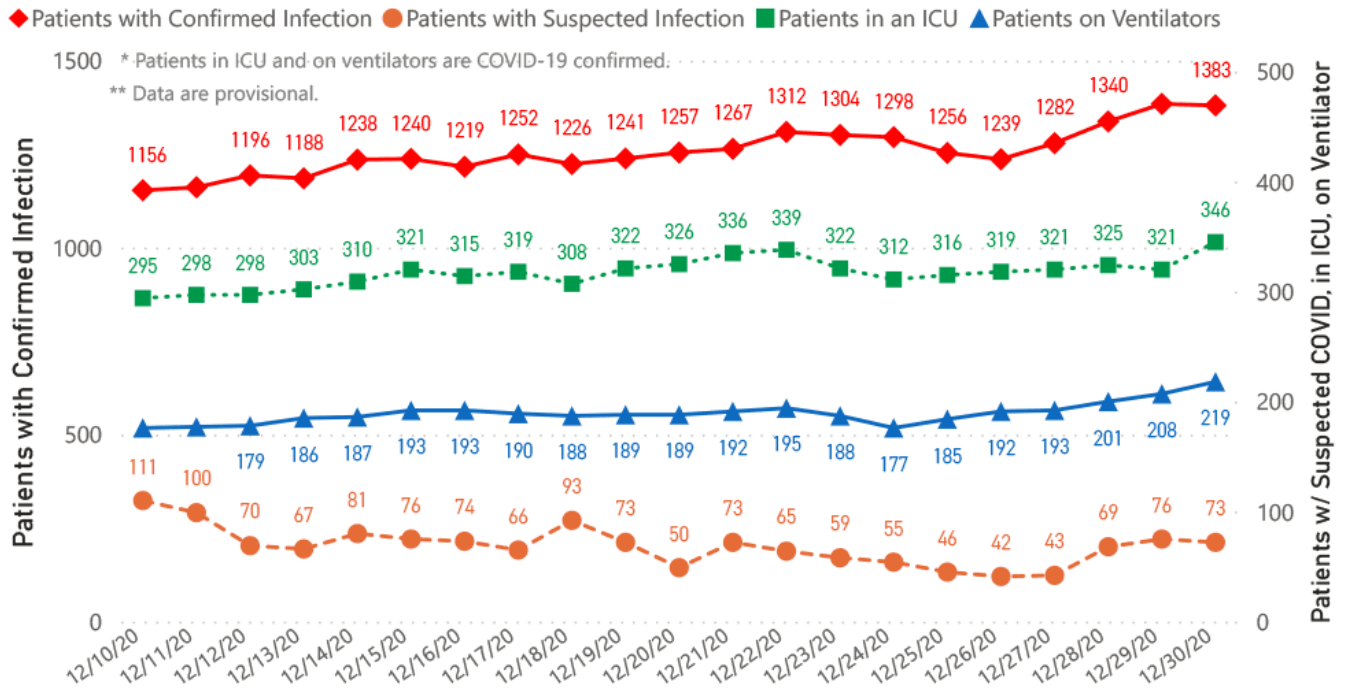
Detailed charts of COVID-19 cases, deaths and hospitalizations will resume on Monday.

All data reports below are updated as they become available.

Hospitalizations and Bed Availability

- ▶ [View interactive hospitalization charts](#)

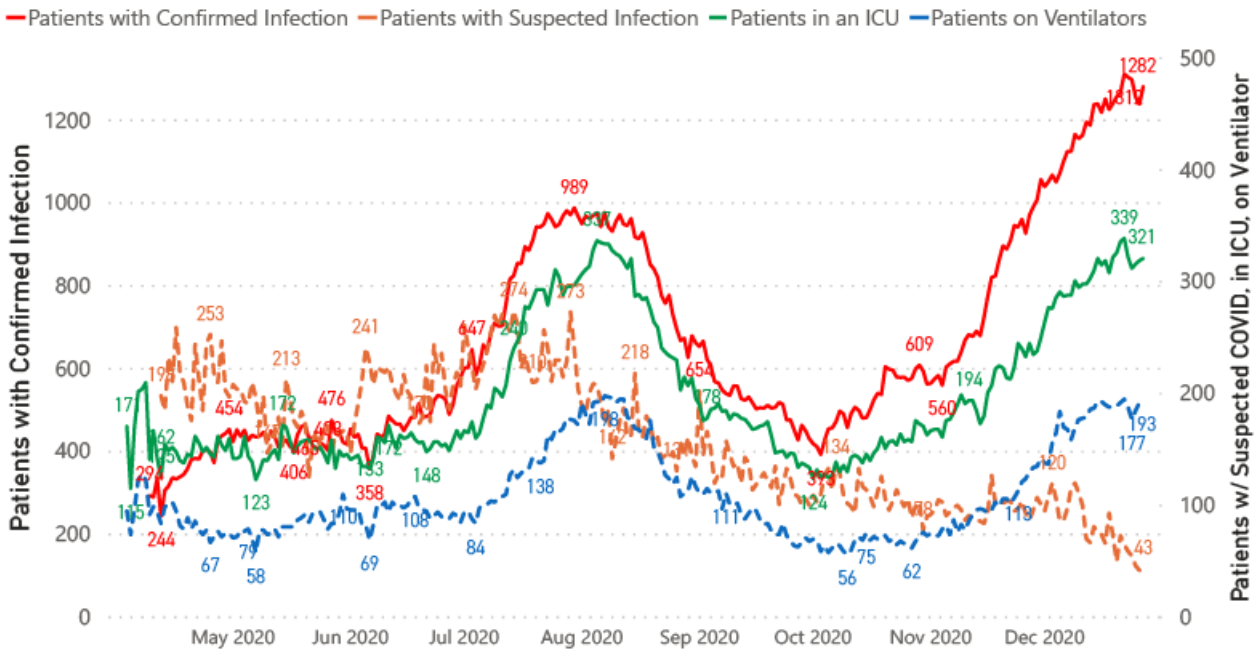
COVID-19 Hospitalizations Reported by MS Hospitals, 12/10/20-12/30/20 *,**



Hospitalization and ICU Use to Date

Updated weekly

COVID-19 Hospitalizations Trends, Reported by MS Hospitals as of 12/27/20 *,**



Daily Case Maps

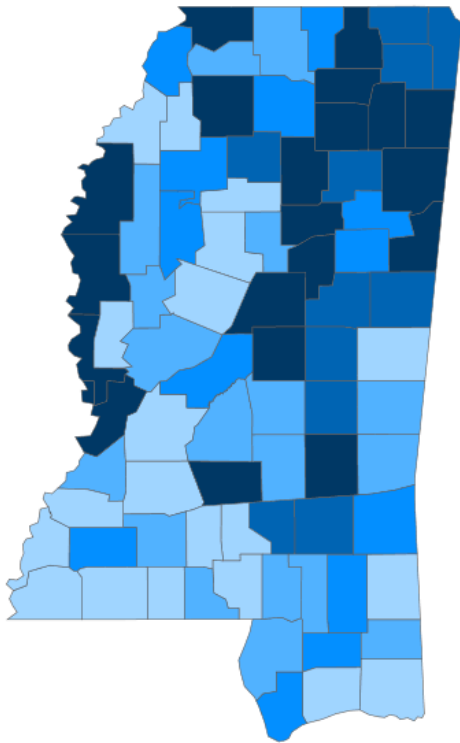
▶ [View all interactive maps](#)

Recent COVID-19 Activity

The chart below shows counties according to COVID-19 incidence (cases by population) over the last 7 days.

► [See also: Weekly county incidence tables](#)

Mississippi COVID-19 Cases Incidence Rate * as of December 30, 2020



● <50.0 ● 50.0 to 60.0 ● 60.0 to 70.0 ● 70.0 to 80.0 ● >80.0

* Based on average daily new cases of past 7 days per 100,000 population.

7 Day Average
New Cases

1,880.0

Cumulative Cases

215,811

7 Day Average
Incidence Rate *

64.4

2019 Estimated Population

2,976,149

County	Incidence Rate	New Cases (7-Day Avg)	2019 Est. Population	Mask Mandate Status	Mask Mandate Started	Mask Mandate Ended
Jasper	128.2	21.0	16,383	None		
Webster	115.0	11.1	9,689	None		
Leake	104.1	23.7	22,786	Ended	10/26/20	11/11/20
Union	101.6	29.3	28,815	Active	11/24/20	
Bolivar	100.7	30.9	30,628	Active	11/24/20	
Calhoun	100.5	14.4	14,361	None		
Warren	94.4	42.9	45,381	None		
Lowndes	94.1	55.1	58,595	Active	11/24/20	
Washington	93.7	41.1	43,909	None		
Pontotoc	89.7	28.9	32,174	Active	11/16/20	

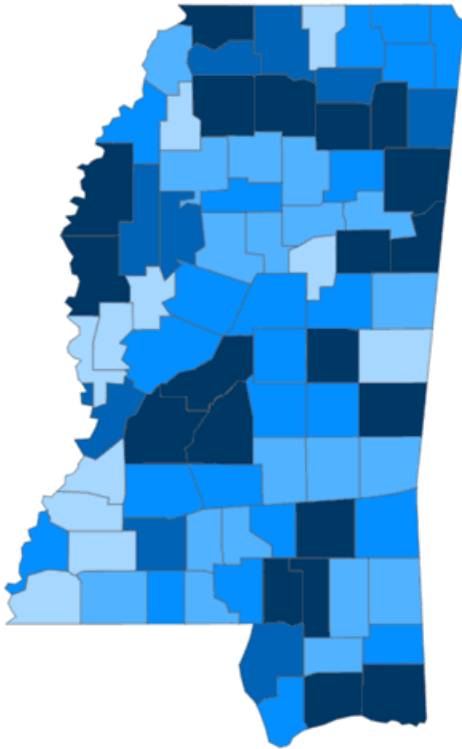
Cumulative COVID-19 Cases

Total cases and deaths by county since the start of the pandemic.

► [See also: Weekly estimate of recoveries](#)

Mississippi COVID-19
Cases and Deaths by Race with Ethnicity
as of 6 pm CT, December 30, 2020

Total Cases
215,811



● 1 to 750 ● 751 to 1500 ● 1501 to 2250 ● 2251 to 3000 ● >3000

	American Indian or Alaska Native	Asian	Black	White	Other	Unknown
Non Hispanic	861	639	58,513	77,735	2,143	1,312
Hispanic	38	26	263	1,475	2,650	375
Unknown Ethnicity	868	250	14,508	20,954	6,092	27,109

Total Deaths
4,787

	American Indian or Alaska Native	Asian	Black	White	Other	Unknown
Non Hispanic	73	8	1,730	2,084	25	10
Hispanic	1	0	7	26	16	1
Unknown Ethnicity	21	7	254	370	39	115

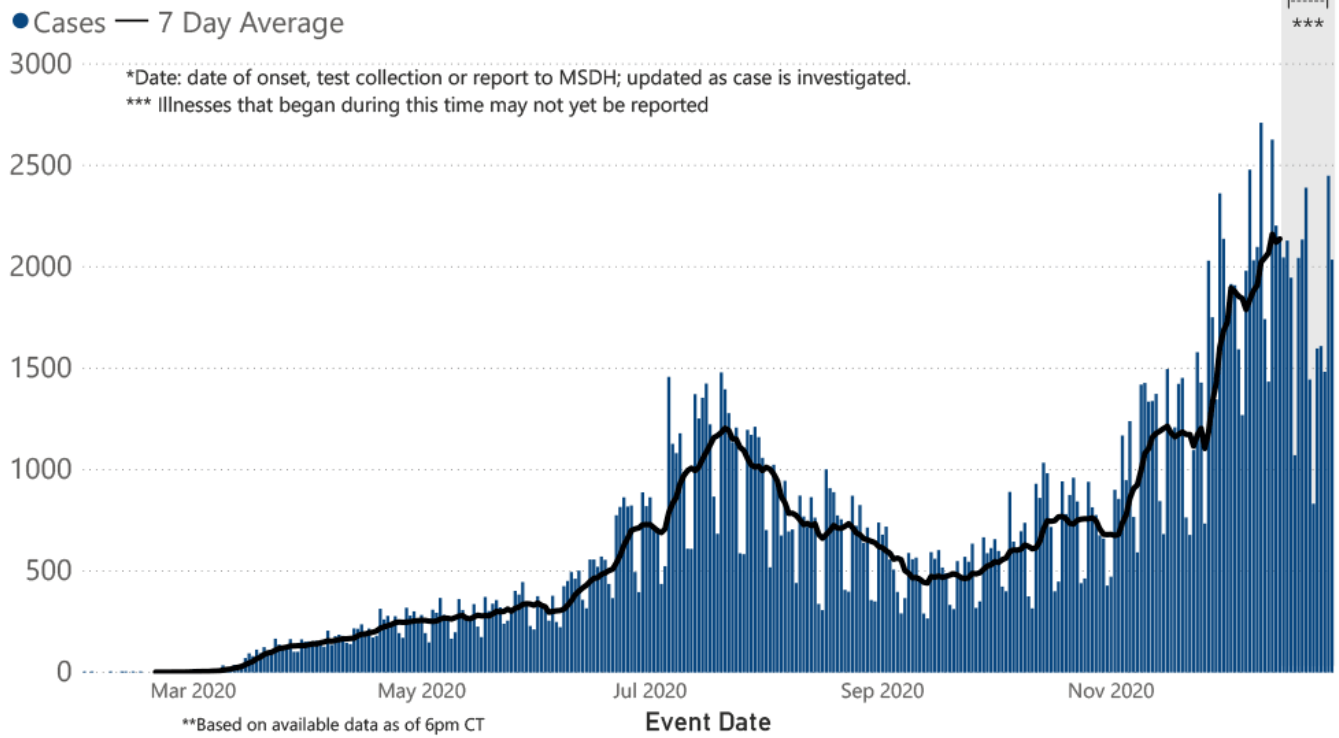
Daily Statewide Data Charts

Our state case map and other data charts are also available in interactive form.

▶ [View interactive epidemiological and surveillance charts](#)

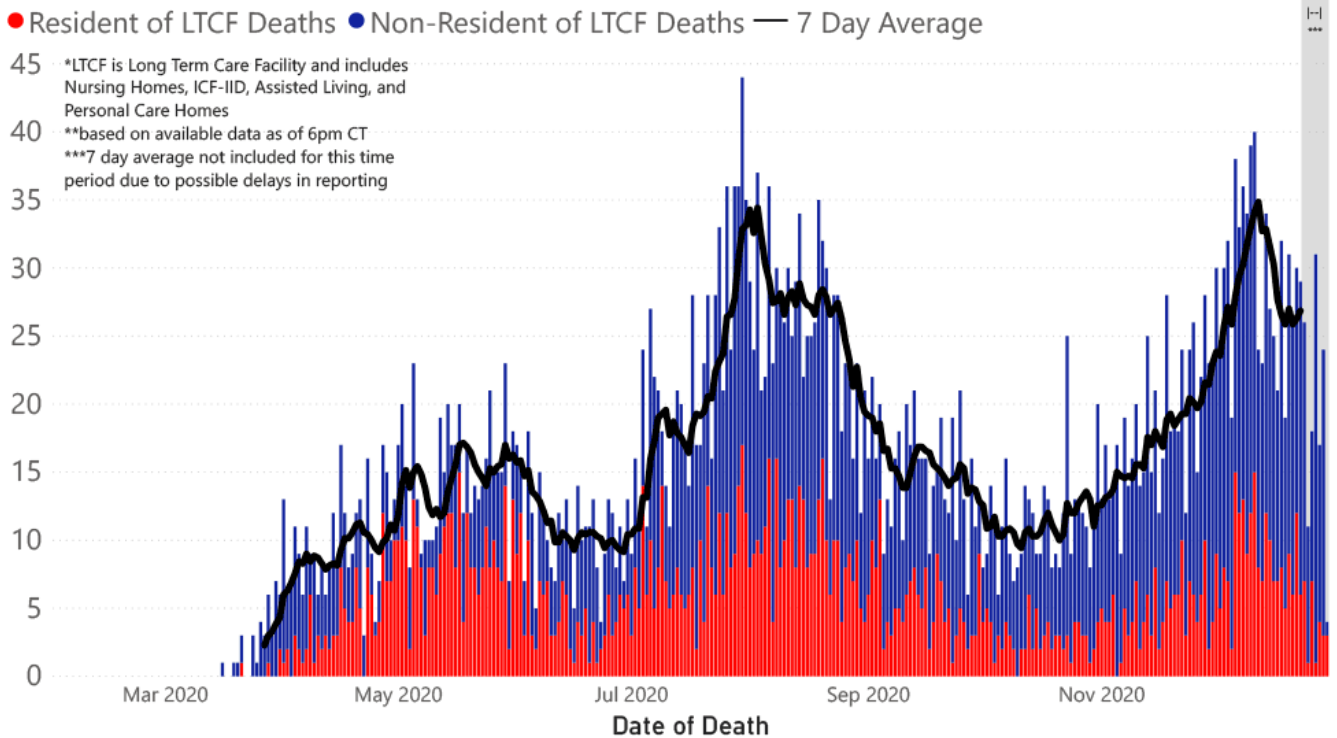
The charts below are based on available data at the time of publication. Charts do **not** include cases where insufficient details of the case are known.

COVID-19 Cases by Date* through December 30, 2020**, Mississippi

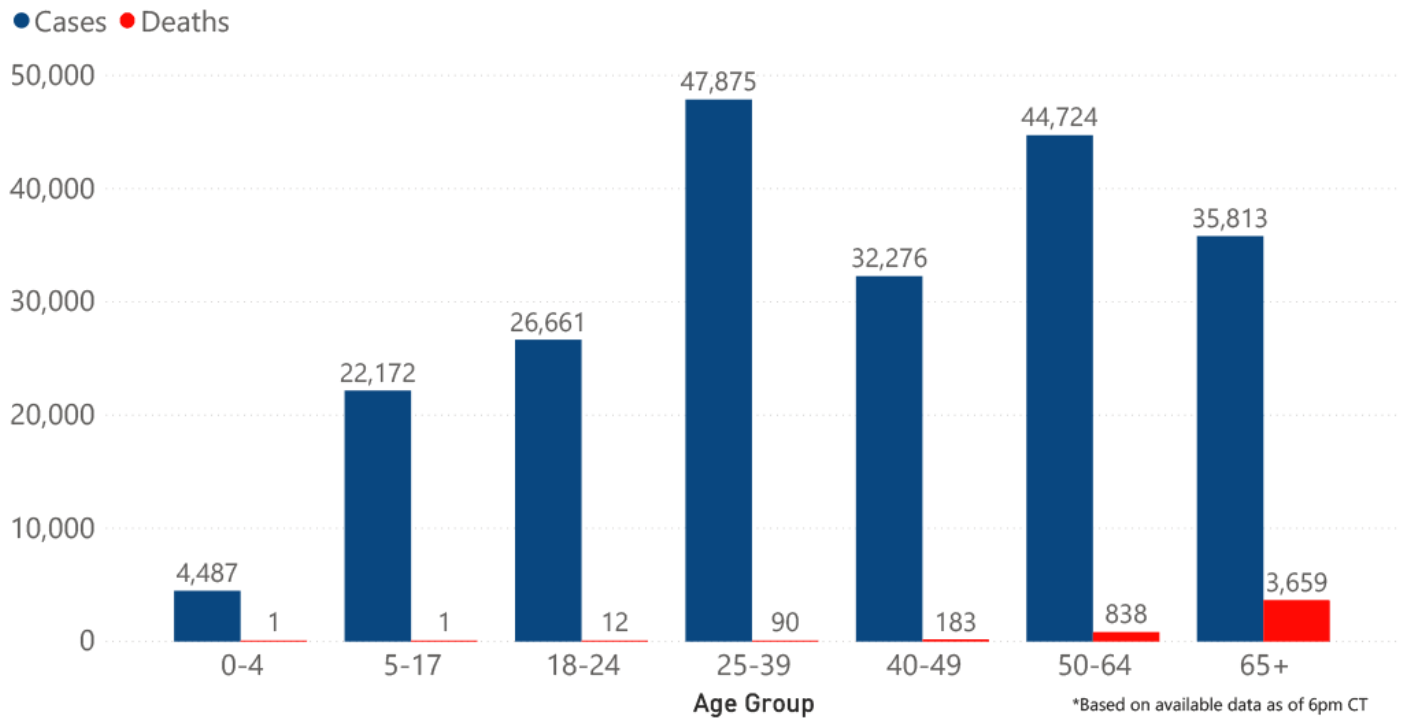


Note: Values up to two weeks in the past on the chart of Cases by Date above can change as we update it with new information from disease investigation.

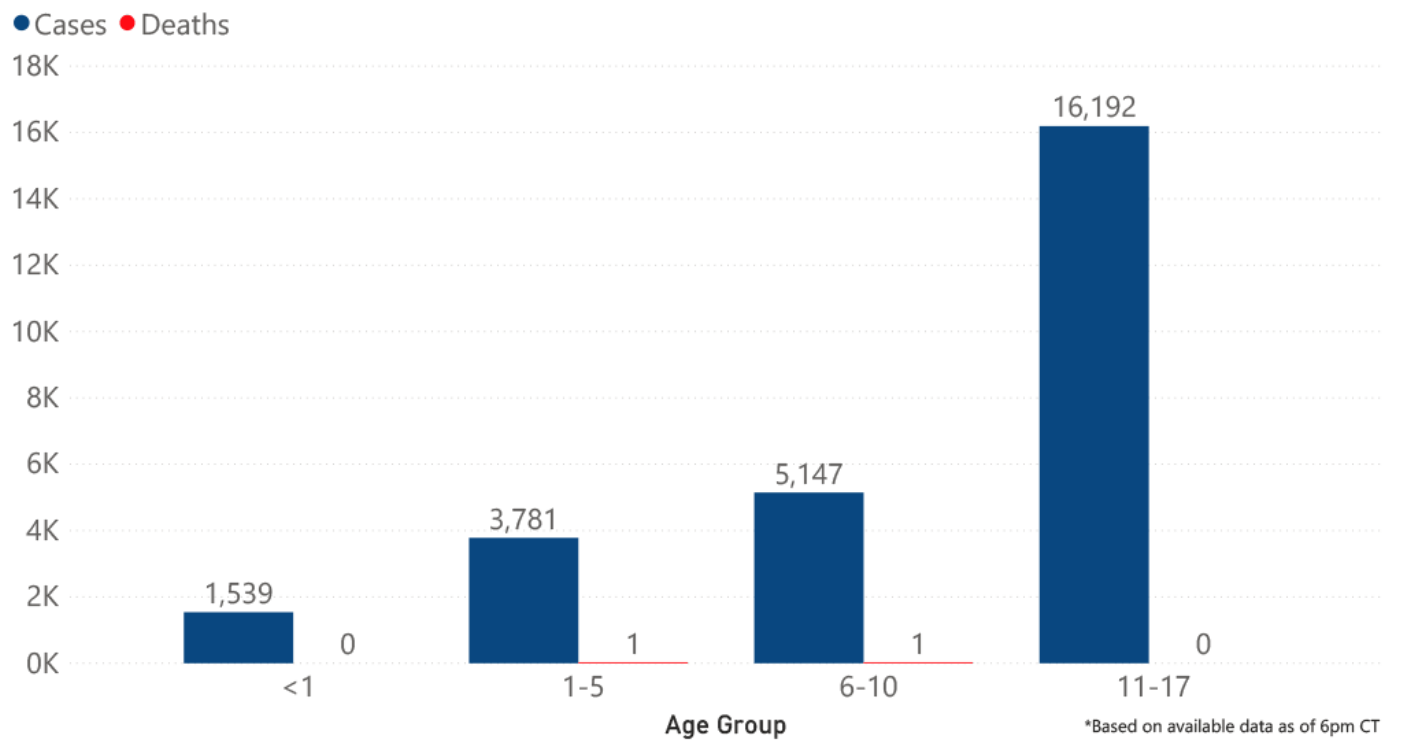
COVID-19 LTCF* and Non-LTCF Deaths by Date of Death through December 30, 2020**, Mississippi



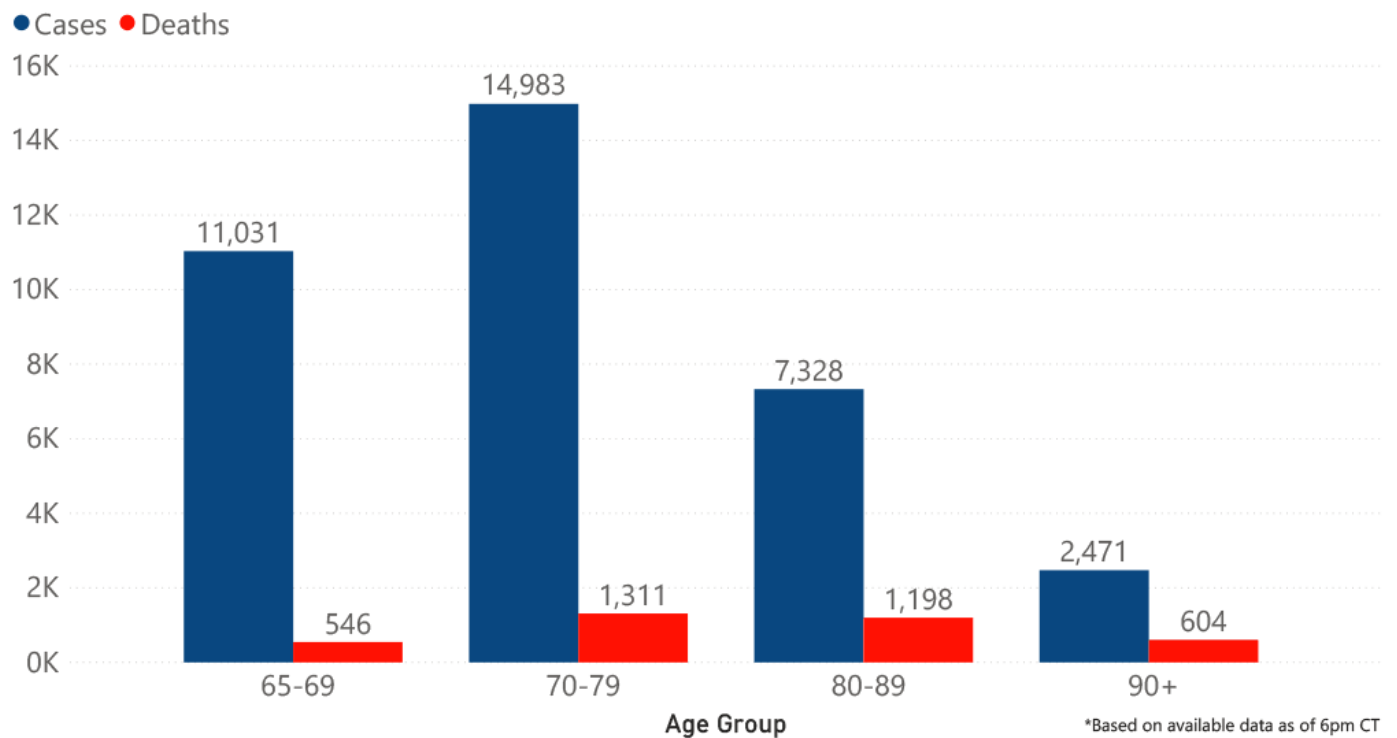
COVID-19 Cases and Deaths by Age Group through December 30, 2020*, Mississippi



COVID-19 Pediatric Cases and Deaths by Age Group through December 30, 2020*, Mississippi

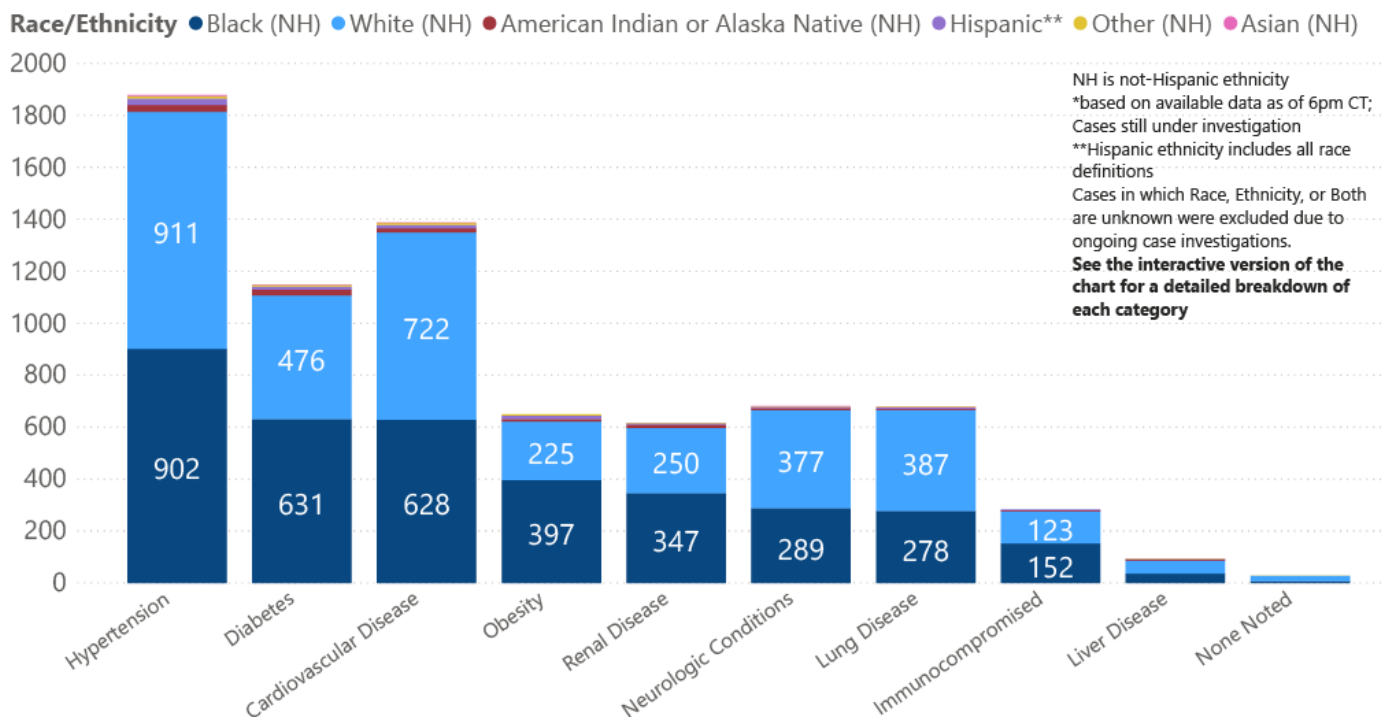


COVID-19 Geriatric Cases and Deaths by Age Group through December 30, 2020*, Mississippi



Weekly Statewide Data Summaries

COVID-19 Underlying Conditions in Deaths by Race/Ethnicity through December 27, 2020*, Mississippi



COVID-19 Deaths by Race/Ethnicity through December 27, 2020*, Mississippi



COVID-19 Hospitalized Cases by Age through December 27, 2020*, Mississippi

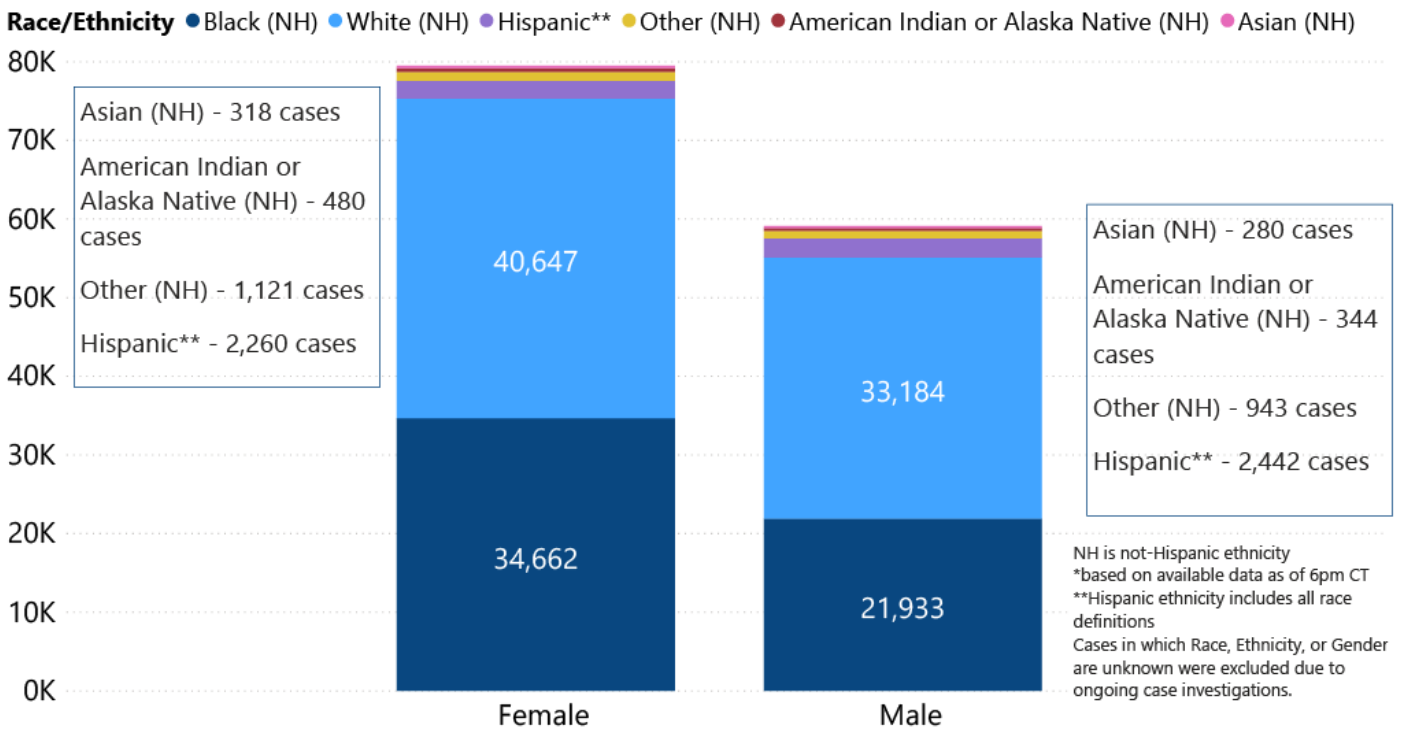


COVID-19 Cumulative Hospitalizations-Investigated Cases December 27, 2020 *



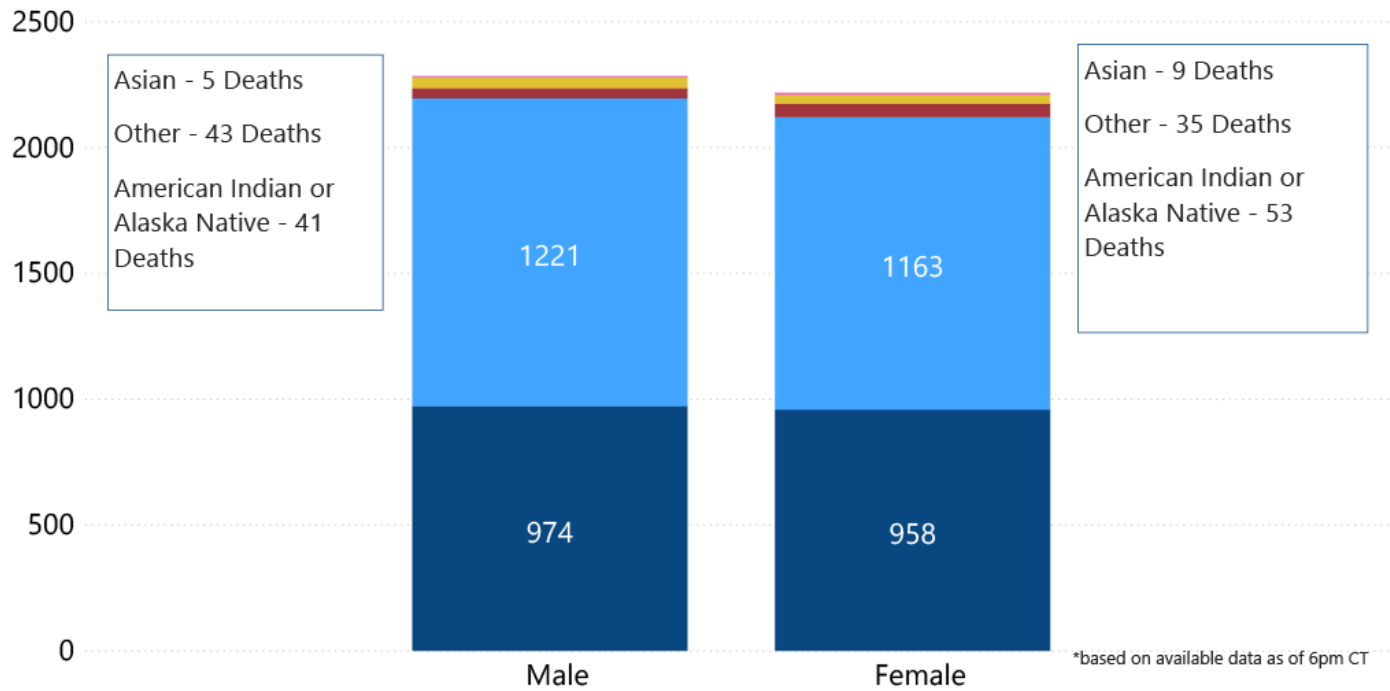
* Cases in which hospitalization is unknown were excluded due to ongoing case investigations; based on available data as of 6 pm CT

COVID-19 Cases by Race/Ethnicity and Gender through December 27, 2020*, Mississippi

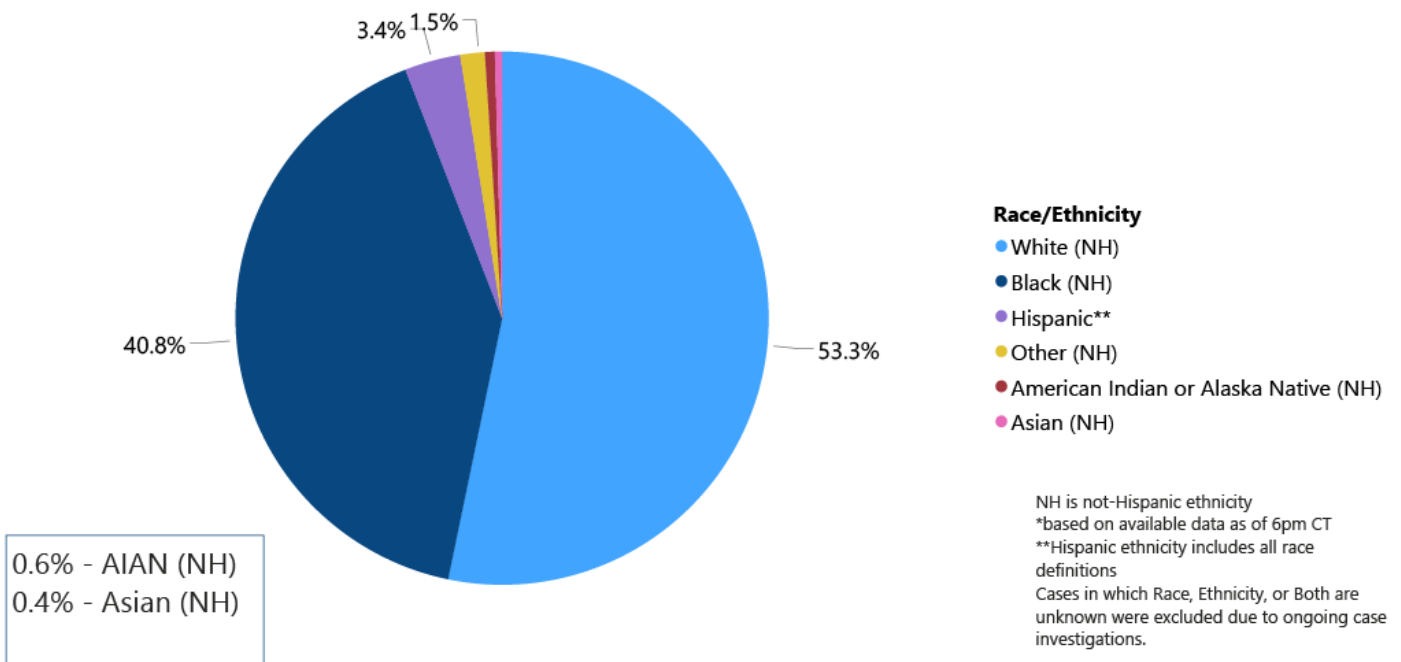


COVID-19 Deaths by Race and Gender through December 27, 2020*, Mississippi

Race ● Black ● White ● American Indian or Alaska Native ● Other ● Asian



COVID-19 Cases by Race/Ethnicity through December 27, 2020*, Mississippi



COVID-19 Cases by Gender through December 27, 2020*, Mississippi



*Based on available data as of 6pm CT

Weekly Pediatric MIS-C Cases and Deaths

[Multisystem inflammatory syndrome in children \(MIS-C\)](#) is a rare but serious condition associated with COVID-19 that causes inflammation in many body parts, including the heart and other vital organs.

MIS-C* Cases and Deaths by Age Group through December 27, 2020, Mississippi

● MIS-C Cases ● MIS-C Deaths



*Multisystem inflammatory syndrome in children (MIS-C): A rare but serious complication associated with COVID-19 that can inflame multiple organs and cause various symptoms. Those aged 20 and younger diagnosed with MIS-C have either been infected with COVID-19 or around someone with COVID-19.

Weekly High Case and High Incidence Counties

Tracking counties with recent high numbers of COVID-19 cases, adjusted for population, provides insight on where local outbreaks are most serious, and where protective measures should be increased. For more accurate reporting, these weekly charts include sample collection dates only up to seven days in the past to allow for case investigation and delays in lab test reports.

Cases counts in these charts is based on the date of illness onset. If the date of illness is not known, the date the test sample was taken, or the date of test result reporting is used instead. Counts are adjusted as cases are investigated.

Counties are ranked by highest weekly case counts, and by weekly incidence (cases proportional to population). A separate table ranking all counties is also available. **All tables updated weekly.**

► [Full tables of counties ranked by weekly incidence and cases](#) PDF

COVID-19 High Incidence MS Counties Over 2 Week Period (December 7-20, 2020*)					
County	Cases (December 7-20)	Cases per 100,000 (December 7-20)	Cases to Date (through December 20)	Cases per 100,000 Total	Percent Change
UNION	597	2071.8	2531	8783.6	31%
TIPPAH	387	1757.9	1814	8239.8	27%
JASPER	282	1721.3	1247	7611.5	29%
LOWNDES	945	1612.8	3798	6481.8	33%
PONTOTOC	504	1566.5	2848	8851.9	22%
CHICKASAW	258	1508.5	1452	8489.7	22%
FRANKLIN	116	1504.0	537	6962.3	28%
GRENADA	311	1498.2	1869	9003.8	20%
WINSTON	262	1459.2	1677	9340.0	19%
BOLIVAR	421	1374.6	3086	10075.7	16%
LEE	1147	1342.5	6974	8162.8	20%
COVINGTON	244	1309.3	1705	9149.0	17%

*based on available data as of 6pm CT
 Cases based on test date. Cases without test date excluded due to ongoing investigations.
 Table will be updated weekly. A one week lag is used for reporting.

COVID-19 High Case MS Counties Over 2 Week Period (December 7-20, 2020*)

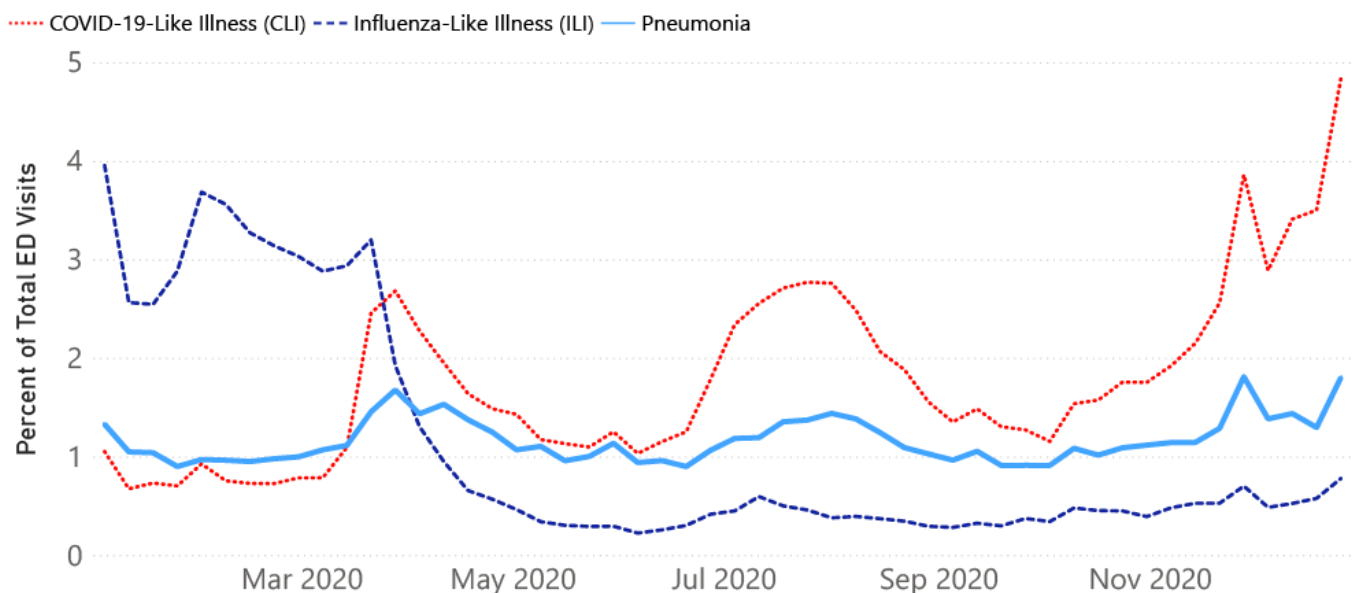
County	Cases (December 7-20)	Cases per 100,000 (December 7-20)	Cases to Date (through December 20)	Cases per 100,000 Total	Percent Change
DESOTO	2033	1099.2	13305	7194.0	18%
HINDS	1853	799.3	13011	5612.1	17%
HARRISON	1657	796.3	9713	4667.9	21%
RANKIN	1280	824.4	8015	5161.9	19%
LEE	1147	1342.5	6974	8162.8	20%
MADISON	1045	983.3	6570	6182.2	19%
JACKSON	1004	699.1	8076	5623.3	14%
LOWNDES	945	1612.8	3798	6481.8	33%
JONES	692	1016.2	4768	7001.7	17%
FORREST	637	850.5	4867	6498.3	15%
UNION	597	2071.8	2531	8783.6	31%
LAUDERDALE	593	800.0	4551	6139.6	15%

*based on available data as of 6pm CT
 Cases based on test date. Cases without test date excluded due to ongoing investigations.
 Table will be updated weekly. A one week lag is used for reporting.

Syndromic Surveillance

Emergency department visits by those with symptoms characteristic of COVID-19, influenza and pneumonia, updated weekly.

Percentage of Emergency Department and Clinic visits for CLI, ILI, and Pneumonia Cases Weekly Statewide Summary, January 4, 2020 - December 26, 2020



*The graph represents syndromic surveillance data from emergency department visits, reported electronically by hospitals throughout the state, that are consistent with COVID-19-Like Illness (CLI), Influenza-Like Illness (ILI), and Pneumonia. Based on available data as of 6pm CT. Graph will be updated weekly.

Estimated Recoveries

Presumed COVID-19 cases recovered, estimated weekly (does not include cases still under investigation).

COVID-19 Presumed Recovered Cases through December 27, 2020, Mississippi

167,263

Presumed Recovered*

*Reflects Provisional Estimates. Presumed Recovered if:

- 1) It has been 14 days or more since the case tested positive, if they were not hospitalized
- 2) It has been 21 days or more since the case tested positive, if they were hospitalized or hospitalization was unknown.

All deaths excluded. Presumed recovered counts will be updated weekly.

U.S. and World Cases

- ▶ [COVID-19 cases in the United States \(CDC\)](#)
- ▶ [U.S. COVID-19 Tracker \(CDC\)](#)
- ▶ [COVID-19 Global Case Map \(Johns Hopkins University\)](#)

COVID-19 Testing

Statewide Combined Testing as of December 19

Technical problems have delayed our update to combined testing numbers. We hope to have more recent data in the next few days.

COVID-19 testing providers around the state include commercial laboratories as well as hospital labs. Combined with testing done by the MSDH Public Health Laboratory, the figures provide a complete picture of all Mississippi testing. (Updated weekly)

PCR testing detects current, active COVID-19 infection in an individual.

Antibody (serology) testing identifies individuals with past COVID-19 infection based on antibodies they develop one to three weeks after infection.

Antigen testing is another way to identify current COVID-19 infection.

	Total tests	PCR	Antibody	Antigen
MSDH Public Health Laboratory	143,138	141,895	1,243	0
Other testing providers	1,587,297	1,125,707	59,634	401,956
Total tests for COVID-19 statewide	1,730,435	1,267,602	60,877	401,956

MSDH Individuals Tested as of January 2

MSDH Public Health Laboratory (MPHL) testing totals as of 3 p.m. These totals are for tests performed at the MPHL only.

- Total individuals tested by the MPHL: **99,333**
- Total positive individuals from MPHL tests: **11,920**

Getting Tested for COVID-19

The MSDH Public Health Laboratory, its partners, and private providers are testing statewide for COVID-19.

Anyone with symptoms of fever, severe cough or severe chest pains – especially those who are older or in poor health – should make arrangements for testing with their doctor or one of the many healthcare providers now performing testing. Always call ahead to the testing provider for instructions on safely being examined before you visit for your test.

Free testing: Free drive-through testing sites are offered at county health departments on a weekly schedule by appointment.

- ▶ [Find a COVID-19 testing provider near you](#)
- ▶ [Free COVID-19 rapid testing schedule](#)

Prevention and Guidance for Individuals and the Community

- ▶ [Preventive steps to take, recommendations, guidance and general information on COVID-19](#)

Get COVID-19 e-mail updates daily with our free newsletter:

Last reviewed on Mar 5, 2020

[error on this](#)

[email page](#)

[print](#)

Related resources

- ▶ [IT IS REAL: COVID-19 as Told by Survivors](#)
- ▶ [Free COVID-19 Testing and Local Testing Providers](#)
- ▶ [COVID-19 Guidance and Prevention for Individuals and the Community](#)
Updated December 22, 2020

More topics

- ▶ [\[Espanol, Tieng Viet, ASL \]](#)
- ▶ [County Data](#)
- ▶ [Diagnostic Testing EUA](#)
- ▶ [Handouts and Posters](#)
- ▶ [Healthcare Professionals](#)
- ▶ [Interactive Map and Charts](#)
- ▶ [Long-Term Care Outbreaks](#)

- ▶ [Prevention and Safety Guidance](#)
- ▶ [School Cases and Outbreaks](#)
- ▶ [Testing for COVID-19](#)
- ▶ [Vaccination Against COVID-19](#)

Free COVID-19 Rapid Testing

Free drive-through testing open to the public

Available in all counties

No symptoms required for college students and others

[Check our weekly schedule of free testing locations statewide](#)

[FULL INFORMATION](#)

AGENCY

[About Us](#)

[Administration](#)

[Board of Health](#)

[County Offices](#)

[Institutional Review](#)

[Jobs](#)

[Locations](#)

[Public Health Laboratory](#)

[RFPs/Grants](#)

[More »](#)

[Intranet](#)

[OHIT+ER Service Center](#)

[Webmail](#)

INFORMATION

[Apps](#)

[Calendar of Events](#)

[Contact Us](#)

[Meetings](#)

[Health Resources](#)

[Hotlines](#)

[Locations](#)

[News](#)

[Newsletter](#)

[Phone Numbers](#)

[Español](#)

I NEED A ...

- [Birth Certificate](#)
- [Certificate of Need](#)
- [Children's Health Insurance](#)
- [Complaint Form](#)
- [Criminal History Check](#)
- [Death Certificate](#)
- [Divorce Record](#)
- [Food Permit](#)
- [Immunization Record](#)
- [J-1 Visa](#)
- [License Verification](#)
- [Marriage Record](#)
- [Professional License](#)
- [Public Records Request](#)
- [Wastewater Application](#)

PUBLICATIONS

- [Annual Report](#)
- [CON Weekly Reports](#)
- [Health Facilities Directory](#)
- [Mississippi Morbidity Reports](#)
- [Public Health Report](#)
- [State Health Plan](#)
- [Strategic Plan](#)

[More »](#)

Mississippi State Department of Health • 570 East Woodrow Wilson Dr • Jackson, MS 39216 • 866-HLTHY4U • [Contact and information](#)

