

Menu



## Coronavirus Disease 2019 (COVID-19)

*Updated January 6, 2021*

Mississippi COVID-19 Hotline (7 days a week, 7 a.m.–7 p.m.): **877-978-6453**

---

## General Information

[COVID-19 vaccinations and Mississippi vaccination summary](#)

- ▶ [Counties with mask mandates and gathering restrictions](#)
- ▶ [COVID-19 overview, questions and answers, and other resources](#)
- ▶ [COVID-19 and You: Video Q & A with State Health Officer Dr. Thomas Dobbs](#)
- ▶ [ASL, Spanish and Vietnamese materials](#)

## Healthcare Professionals

Guidance and more →

- ▶ [Healthcare guidance](#)
- ▶ [Electronic reporting](#)
- ▶ [Vaccine providers](#)
- ▶ [Specimens](#)
- ▶ [Lab dropoff](#)
- ▶ [Facilities guidance](#)

▶ [MS-HAN Alerts](#)

---

## [ALL HEALTHCARE](#)

### Current Cases and Statistics

County and state data →

- ▶ [Today's update](#)
- ▶ [County data reports](#)
- ▶ [State data charts](#)
- ▶ [Hospitalizations](#)
- ▶ [School and LTCF data](#)
- ▶ [Lab testing](#)
- ▶ [Recoveries](#)

---

## [ALL STATISTICS](#)

### Prevention, Testing and Guidance

Personal and community →

- ▶ [Getting tested](#)
- ▶ [Personal protection](#)
- ▶ [Gatherings and events](#)
- ▶ [Business and community](#)
- ▶ [School guidelines](#)
- ▶ [State agencies](#)
- ▶ [Vaccinations](#)

---

## [ALL GUIDANCE](#)

**Home isolation is mandatory if you have tested positive for COVID-19** by [order of the State Health Officer](#). (If you are awaiting results of routine testing *not* related to exposure, you may [return to work](#) and follow the safety guidance of your employer.)

**Quarantine is mandatory for household members** of someone who has COVID-19. Home quarantine permits working under certain circumstances.

[More about isolation and quarantine »](#)

## New Cases and Deaths as of January 5

### NEW CASES

**2,791**

New COVID-19 positive test results reported to MSDH as of 6 p.m. yesterday.

### NEW DEATHS

**38**

New COVID-19 related deaths reported to MSDH as of 6 p.m. yesterday. Thirty-four deaths occurred between December 19, 2020 and January 5, 2021 in the counties below.

County	Total
Adams	1
Alcorn	1
Claiborne	1
Desoto	3
Forrest	1
Franklin	2
Harrison	4
Hinds	1
Lawrence	1
Leake	1
Lee	2
Leflore	1
Lincoln	1
Madison	1
Marion	2
Pearl River	2
Pike	1
Pontotoc	1
Rankin	3
Sunflower	1
Tippah	1
Tishomingo	1
Yazoo	1

4 COVID-19 related deaths occurred between December 4 and December 31, identified from death certificate reports.

County	Total
Chickasaw	1

County	Total
Union	2
Warren	1

## LTC OUTBREAKS

226

Current outbreaks in long-term care facilities only. (See [LTC facility outbreak definition.](#))

**About our case counts:** We currently update our case totals each day based on test results from the previous day. Outside laboratories also report positive test results to us, which are included in our totals. Multiple positive tests for the same individual are counted only once. County case numbers and deaths may change as investigation finds new or additional information.

## County COVID-19 Data

### Race and Ethnicity

- ▶ [Total COVID-19 cases and deaths by county, race and ethnicity](#) PDF  
Current and past data tables, updated daily

### Data Snapshots for Individual Counties

- ▶ [Weekly COVID-19 snapshots for each Mississippi county](#)

### High Cases and Incidence

- ▶ [Map of Mississippi counties by 7-day incidence](#)
- ▶ [Table of counties ranked by weekly cases and incidence](#)

### Cumulative Cases and Deaths by County

Totals of all reported COVID-19 cases for 2020, including those in long-term care (LTC) facilities.

**The numbers in this table are provisional.** County case numbers and deaths may change as investigation finds new or additional information. The data provided below is the most current available.

County	Total Cases	Total Deaths	Total LTC Facility Cases	Total LTC Facility Deaths
<a href="#">Adams</a>	1868	63	72	15
<a href="#">Alcorn</a>	2340	45	124	19
<a href="#">Amite</a>	903	23	54	7
<b>Total</b>	<b>228,235</b>	<b>5,013</b>	<b>9,541</b>	<b>1,754</b>

County	Total Cases	Total Deaths	Total LTC Facility Cases	Total LTC Facility Deaths
--------	-------------	--------------	--------------------------	---------------------------

Attala	1825	52	169	33
Benton	721	21	45	10
Bolivar	3595	96	223	30
Calhoun	1239	18	25	4
Carroll	964	18	46	9
Chickasaw	1693	38	53	15
Choctaw	552	11	1	0
Claiborne	749	22	44	9
Clarke	1251	59	108	29
Clay	1430	30	20	3
Coahoma	2044	52	127	11
Copiah	2253	47	74	9
Covington	1958	68	134	39
De Soto	15586	148	110	22
Forrest	5513	106	222	46
Franklin	620	11	40	2
George	1783	37	48	7
Greene	1019	27	52	6
Grenada	2041	65	153	32
Hancock	2204	56	70	14
Harrison	11518	168	473	58
Hinds	14652	291	731	108
Holmes	1622	67	103	20
Humphreys	763	22	33	8
Issaquena	152	5	0	0
Itawamba	2441	51	124	22
Jackson	9189	164	215	27
Jasper	1533	30	35	2
Jefferson	487	16	22	4
Jefferson Davis	796	24	8	1
Jones	5523	98	213	39
Kemper	705	19	44	9
<b>Total</b>	<b>228,235</b>	<b>5,013</b>	<b>9,541</b>	<b>1,754</b>

County	Total Cases	Total Deaths	Total LTC Facility Cases	Total LTC Facility Deaths
Lafayette	4456	86	186	51
Lamar	4393	61	51	13
Lauderdale	5217	171	390	88
Lawrence	945	17	27	2
Leake	2145	60	81	12
Lee	8161	125	210	41
Leflore	2788	103	231	49
Lincoln	2721	81	170	36
Lowndes	4761	97	209	43
Madison	7551	146	345	64
Marion	1840	68	156	22
Marshall	3068	63	62	15
Monroe	3241	91	179	53
Montgomery	1027	31	54	9
Neshoba	3109	144	191	55
Newton	1701	40	83	14
Noxubee	1018	20	32	4
Oktibbeha	3618	78	207	34
Panola	3355	71	103	13
Pearl River	2821	87	157	31
Perry	928	31	21	7
Pike	2344	73	118	33
Pontotoc	3321	45	33	3
Prentiss	2249	45	99	15
Quitman	624	7	0	0
Rankin	9361	178	332	51
Scott	2228	41	37	4
Sharkey	403	17	43	8
Simpson	2161	66	152	19
Smith	1090	20	55	8
Stone	1259	18	78	9
Sunflower	2539	63	105	15
Tallahatchie	1278	33	43	7
<b>Total</b>	<b>228,235</b>	<b>5,013</b>	<b>9,541</b>	<b>1,754</b>

County	Total Cases	Total Deaths	Total LTC Facility Cases	Total LTC Facility Deaths
Tate	2496	56	80	19
Tippah	2088	42	80	5
Tishomingo	1644	54	101	27
Tunica	783	19	18	2
Union	3078	48	114	17
Walthall	1046	35	67	13
Warren	2997	81	164	37
Washington	4526	119	187	39
Wayne	1786	27	69	11
Webster	842	21	57	11
Wilkinson	542	24	24	5
Winston	1899	58	105	31
Yalobusha	1065	33	81	22
Yazoo	2190	51	139	18
<b>Total</b>	<b>228,235</b>	<b>5,013</b>	<b>9,541</b>	<b>1,754</b>

## Case Classifications

Mississippi investigates and reports both probable and confirmed cases and deaths according to the [CSTE case definition](#).

	Confirmed	Probable	Total
Cases	152,906	75,329	<b>228,235</b>
Deaths	3,920	1,093	<b>5,013</b>

Confirmed cases and deaths are generally determined by positive PCR tests, which detect the presence of ongoing coronavirus infection.

Probable cases are those who test positive by other testing methods such as antibody or antigen, and have recent symptoms consistent with COVID-19, indicating a recent infection.

Probable deaths are those individuals with a designation of COVID-19 as a cause of death on the death certificate, but where no confirmatory testing was performed.

## Deaths from COVID-19 and Other Causes

This table of death counts compares COVID-19 deaths in Mississippi by week with deaths from other major causes, including contributing and underlying causes.

► [Mississippi Provisional Death Counts by Week](#)

Updated weekly

## K-12 School Report

Mississippi K-12 schools make weekly reports of cases among students, teachers and staff, number of outbreaks, and

teachers and students under quarantine as a result of COVID-19 exposure. An outbreak in a school setting is defined as 3 or more individuals diagnosed with COVID-19 in the same group within a 14-day period.

*Note:* These cases have been directly reported to MSDH by each school, and may not yet have appeared in our state and county totals of cases reported by laboratories.

- ▶ [K-12 reports of COVID-19 school cases, outbreaks and exposure](#)  
Updated weekly

## Long-Term Care Facility Cases and Outbreaks

Long-term care (LTC) facilities like nursing homes are considered high risk locations because their residents are older or in poor health. A single confirmed COVID-19 infection in an LTC facility resident, or more than one infection in employees or staff in a 14-day period constitutes an outbreak. Residential care facilities also represent group living facilities where COVID-19 can be easily spread. We investigate residents, staff and close contacts of infected individuals for possible exposure.

**These outbreak figures are reported directly to MSDH by the facility.** Many of the cases and deaths reported by facilities may not yet be included in our totals of lab-reported cases.

- ▶ [Mississippi COVID-19 cases and deaths in long-term care facilities](#) PDF  
Long-term care facilities include nursing homes, personal care homes, assisted living homes, and intermediate care facilities for individuals with intellectual disability (ICF-IID)
- ▶ [Mississippi COVID-19 cases and deaths in residential care facilities](#) PDF  
Residential care facilities include psychiatric or chemical dependency residential treatment centers and long-term acute care facilities.

## Ongoing Outbreaks in Nursing Homes

Data such as illness in residents and staff, deaths in residents, as well as a number of other data elements are now publicly available on the website of the Centers for Medicare and Medicaid (CMS). MSDH is providing the following links to view this data, which is reported directly by nursing homes and is updated daily.

**Note:** Cases and deaths listed on the CMS website may not have appeared yet in our county totals, which are based on reports from testing laboratories.

- ▶ [Search for nursing home COVID-19 data](#)
- ▶ [About the CMS COVID-19 dataset](#)
- ▶ [CMS state and national COVID-19 nursing home data](#)

---

## Mississippi COVID-19 Data Charts and Maps

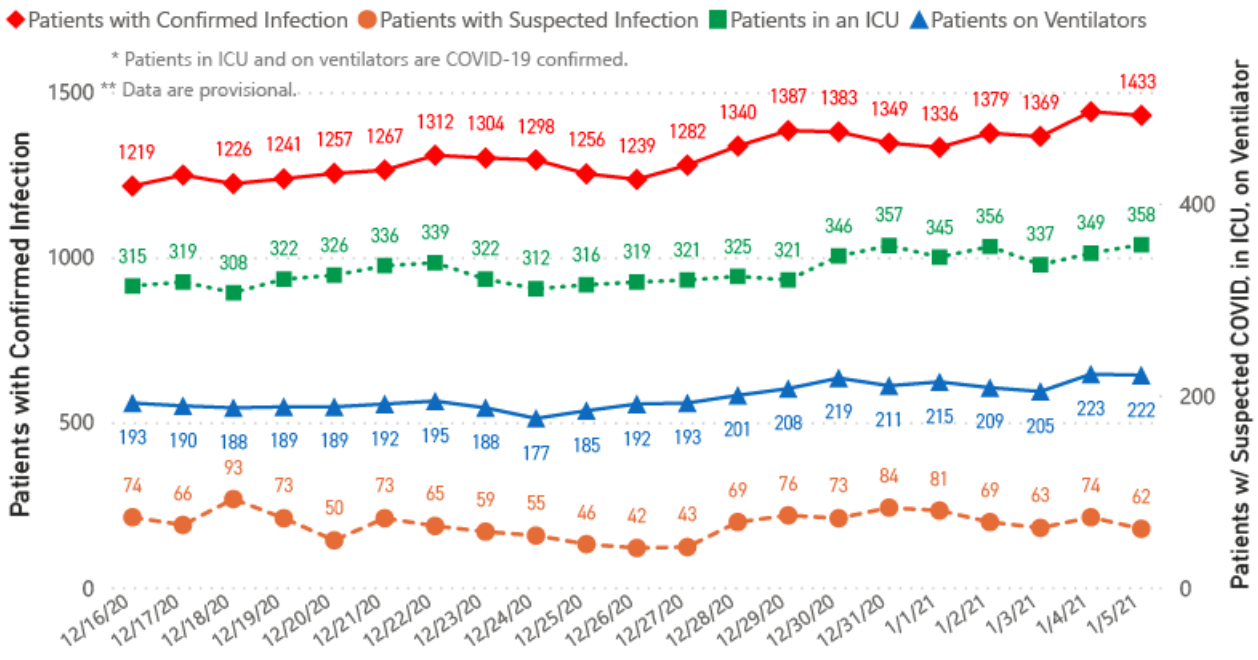
All data reports below are updated as they become available.

## Hospitalizations and Bed Availability

- ▶ [View interactive hospitalization charts](#)



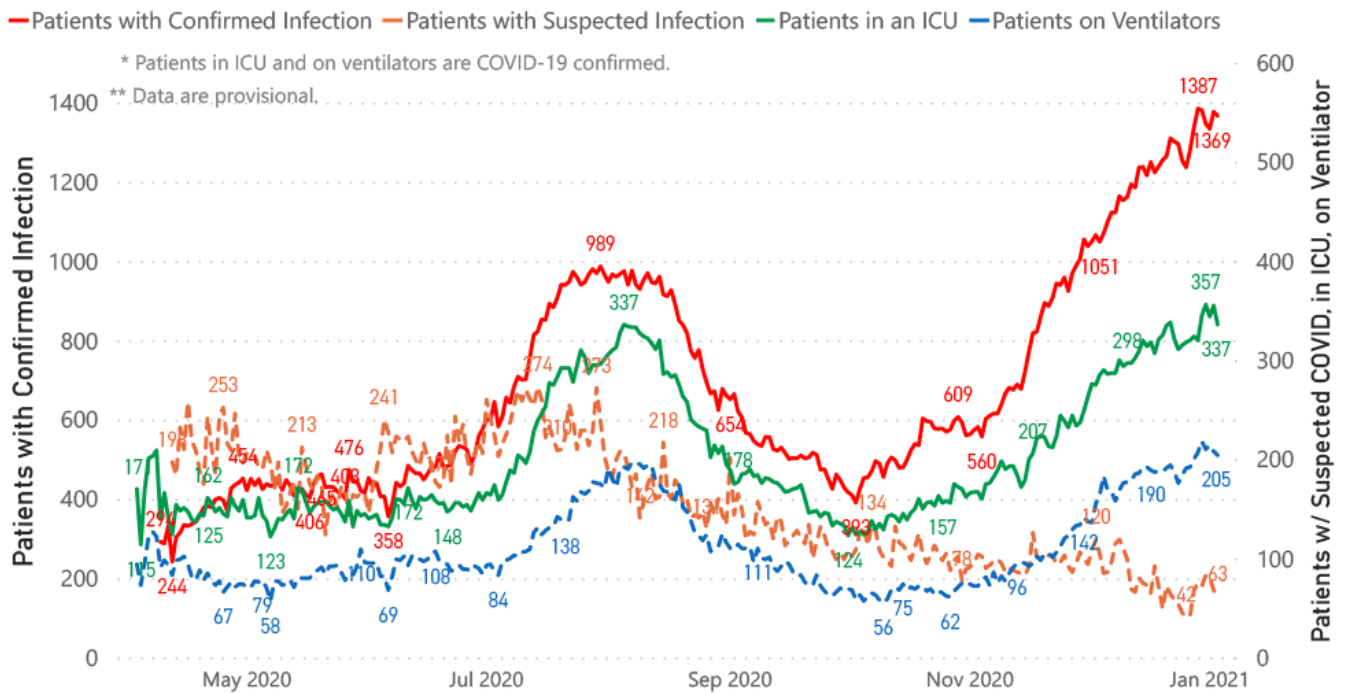
## COVID-19 Hospitalizations Reported by MS Hospitals, 12/16/20-1/5/21 \*,\*\*



### Hospitalization and ICU Use to Date

Updated weekly

## COVID-19 Hospitalizations Trends, Reported by MS Hospitals as of 1/3/21 \*,\*\*



### Daily Case Maps

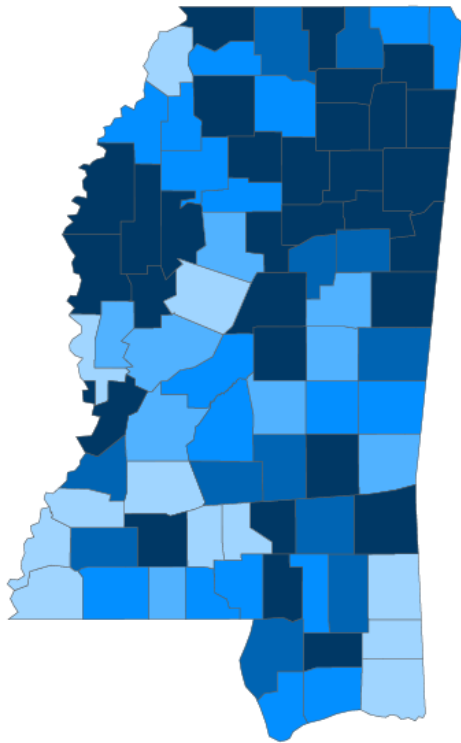
▶ [View all interactive maps](#)

## Recent COVID-19 Activity

The chart below shows counties according to COVID-19 incidence (cases by population) over the last 7 days.

▶ See also: [Weekly county incidence tables](#)

### Mississippi COVID-19 Cases Incidence Rate \* as of January 5, 2021



7 Day Average  
New Cases

**2,168.6**

7 Day Average  
Incidence Rate \*

**74.8**

Cumulative Cases

**228,235**

2019 Estimated Population

**2,976,149**

County	Incidence Rate	New Cases (7-Day Avg)	2019 Est. Population	Mask Mandate Status	Mask Mandate Started	Mask Mandate Ended
Union	168.1	48.4	28,815	Active	11/24/20	
Webster	156.3	15.1	9,689	None		
Noxubee	130.3	13.6	10,417	None		
Monroe	119.1	42.0	35,252	None		
Jasper	111.6	18.3	16,383	None		
Itawamba	111.2	26.0	23,390	Active	11/16/20	
Lowndes	109.7	64.3	58,595	Active	11/24/20	
Prentiss	104.6	26.3	25,126	Active	11/24/20	
Bolivar	103.5	31.7	30,628	Active	11/24/20	
Covington	103.5	19.3	18,636	Active	11/11/20	

● <50.0 ● 50.0 to 60.0 ● 60.0 to 70.0 ● 70.0 to 80.0 ● >80.0

\* Based on average daily new cases of past 7 days per 100,000 population.

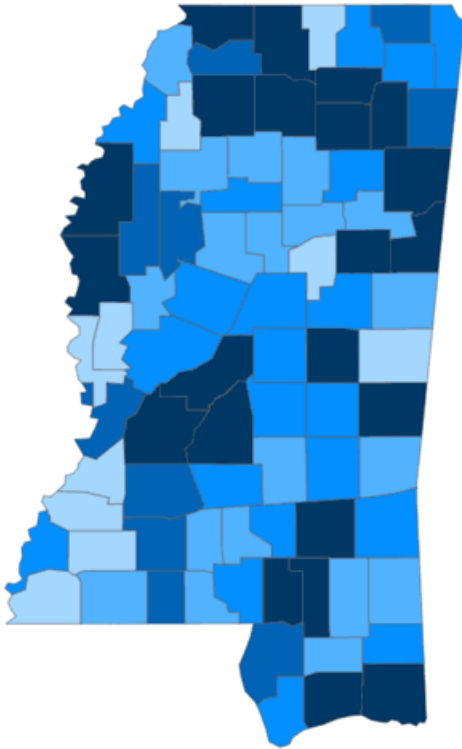
## Cumulative COVID-19 Cases

Total cases and deaths by county since the start of the pandemic.

▶ See also: [Weekly estimate of recoveries](#)

Mississippi COVID-19  
Cases and Deaths by Race with Ethnicity  
as of 6 pm CT, January 5, 2021

Total Cases  
**228,235**



	American Indian or Alaska Native	Asian	Black	White	Other	Unknown
Non Hispanic	884	705	61,696	83,618	2,267	1,460
Hispanic	40	26	273	1,548	2,721	439
Unknown Ethnicity	871	263	14,984	22,062	6,247	28,131

Total Deaths  
**5,013**

	American Indian or Alaska Native	Asian	Black	White	Other	Unknown
Non Hispanic	73	8	1,794	2,205	26	10
Hispanic	1	0	7	26	16	1
Unknown Ethnicity	21	7	269	387	43	119

● 1 to 750 ● 751 to 1500 ● 1501 to 2250 ● 2251 to 3000 ● >3000

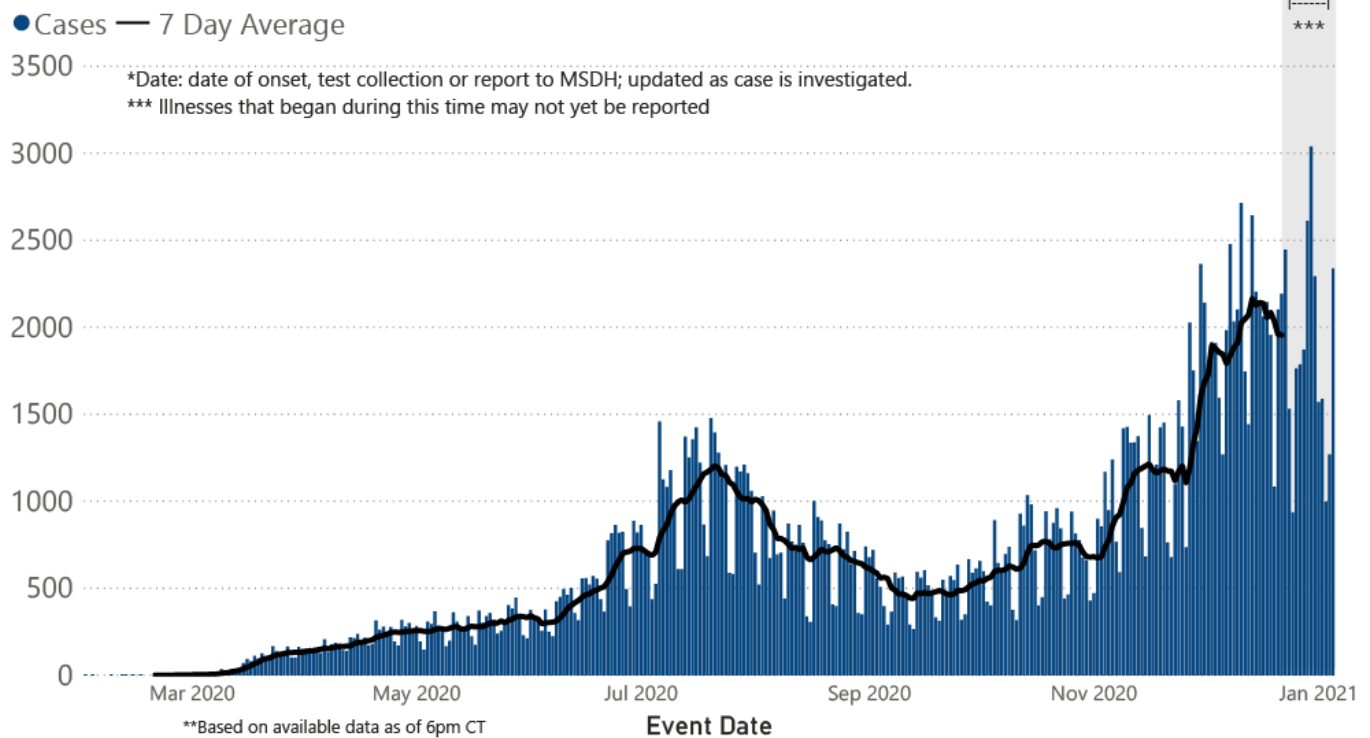
### Daily Statewide Data Charts

Our state case map and other data charts are also available in interactive form.

▶ [View interactive epidemiological and surveillance charts](#)

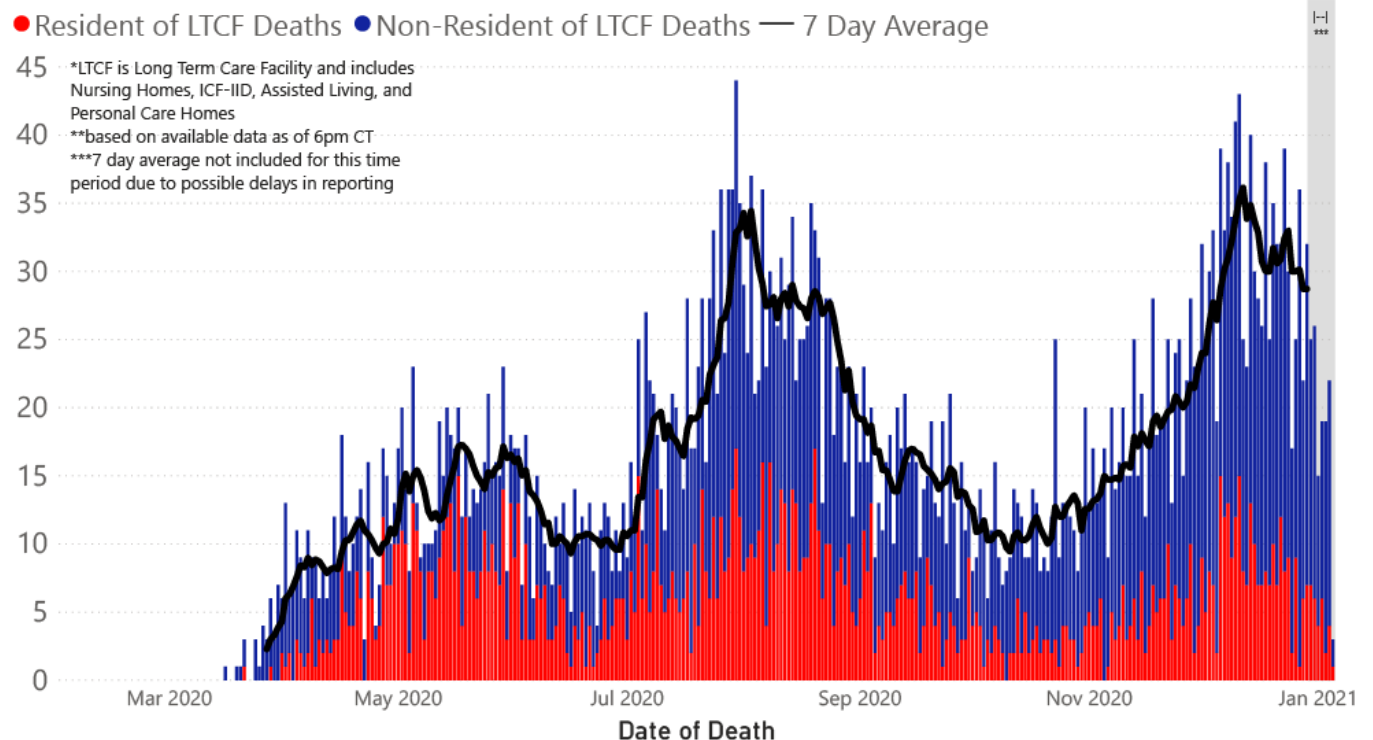
The charts below are based on available data at the time of publication. Charts do **not** include cases where insufficient details of the case are known.

## COVID-19 Cases by Date\* through January 5, 2021\*\*, Mississippi

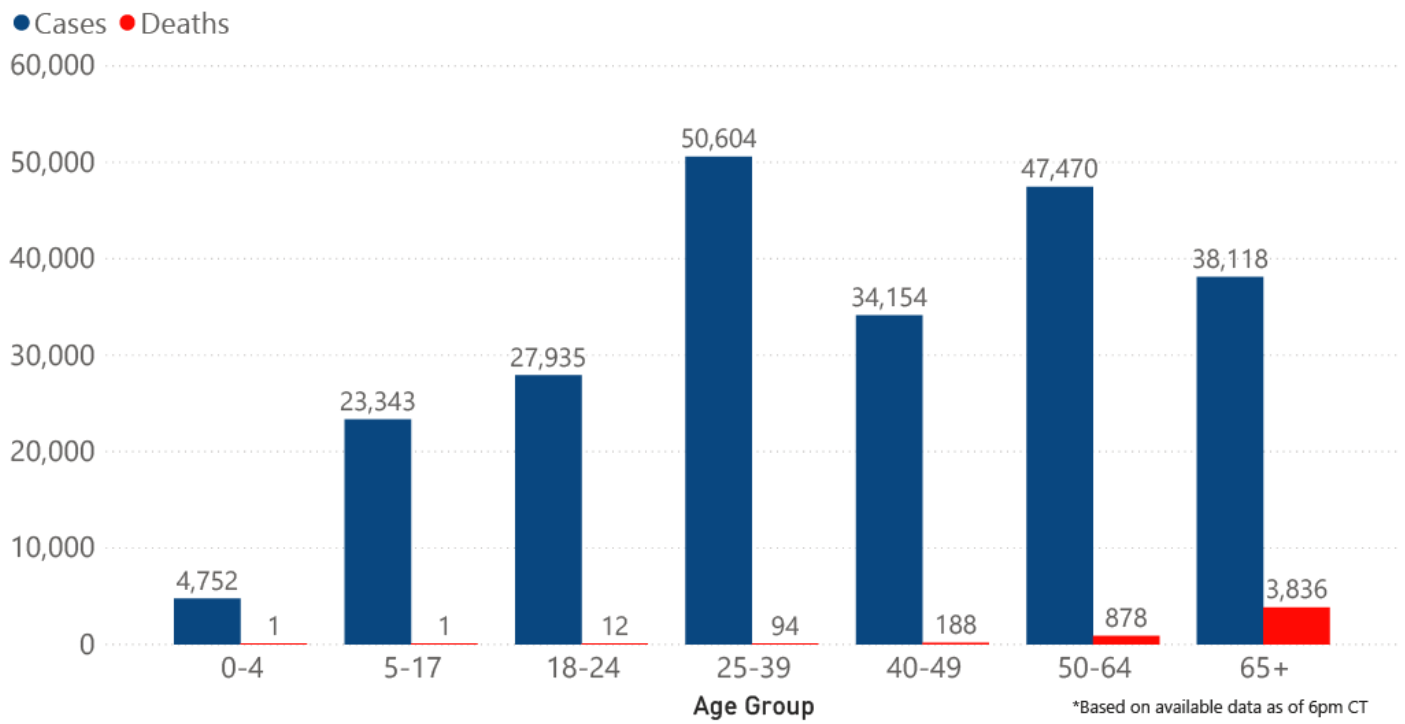


**Note:** Values up to two weeks in the past on the chart of Cases by Date above can change as we update it with new information from disease investigation.

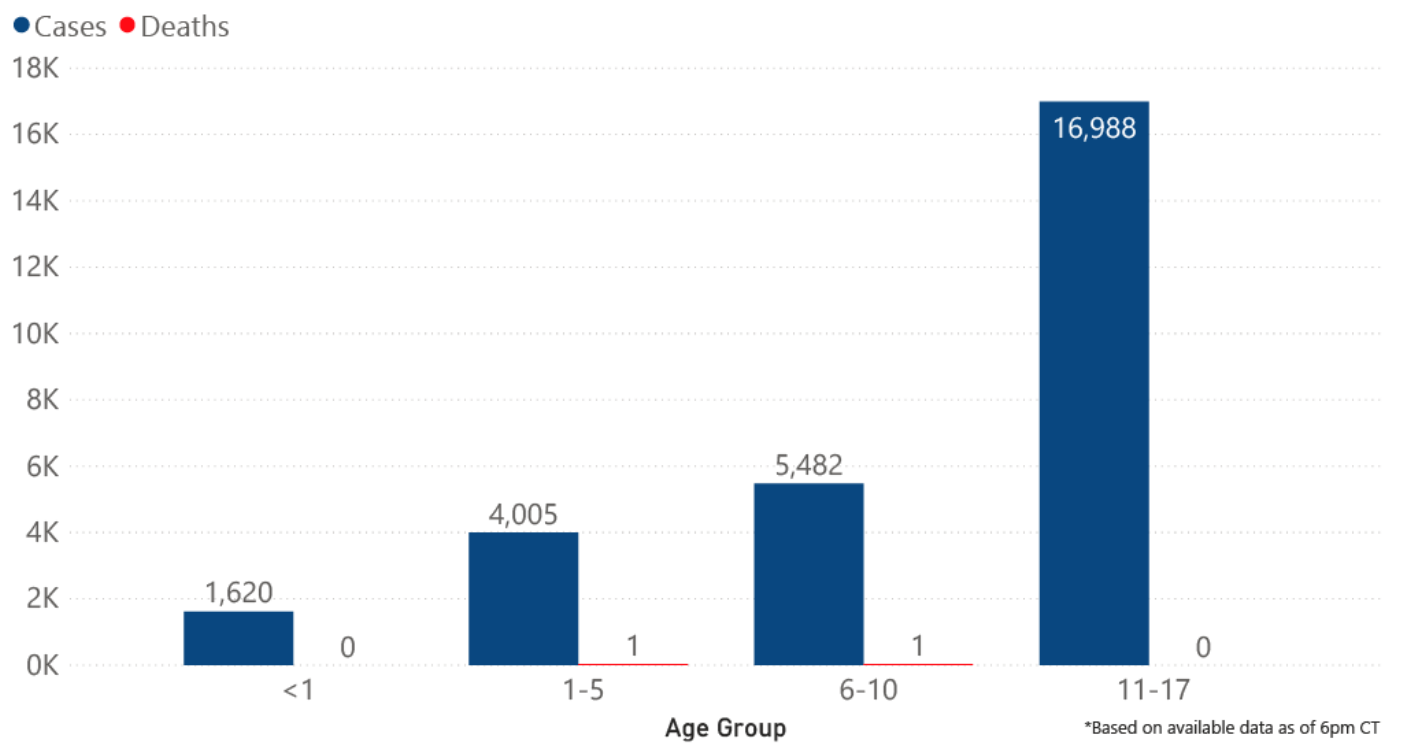
## COVID-19 LTCF\* and Non-LTCF Deaths by Date of Death through January 5, 2021\*\*, Mississippi



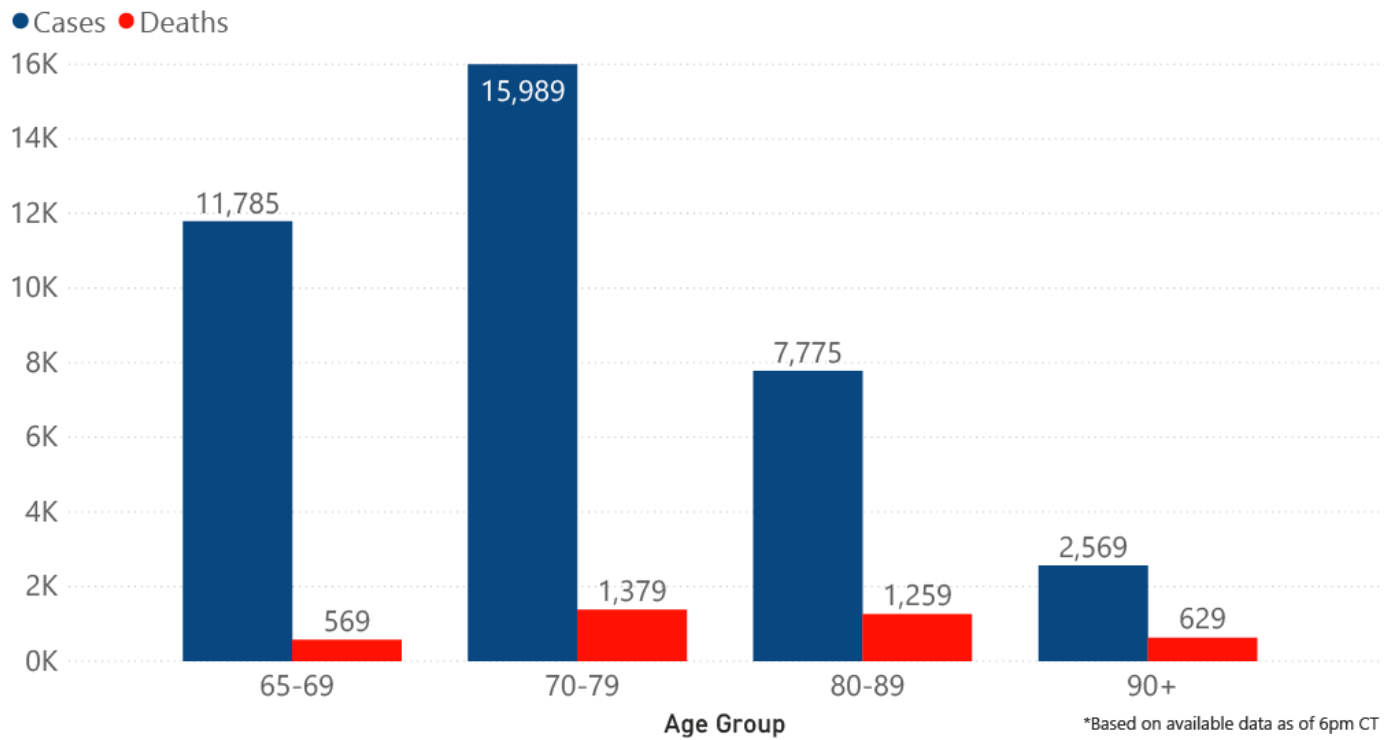
### COVID-19 Cases and Deaths by Age Group through January 5, 2021\*, Mississippi



### COVID-19 Pediatric Cases and Deaths by Age Group through January 5, 2021\*, Mississippi

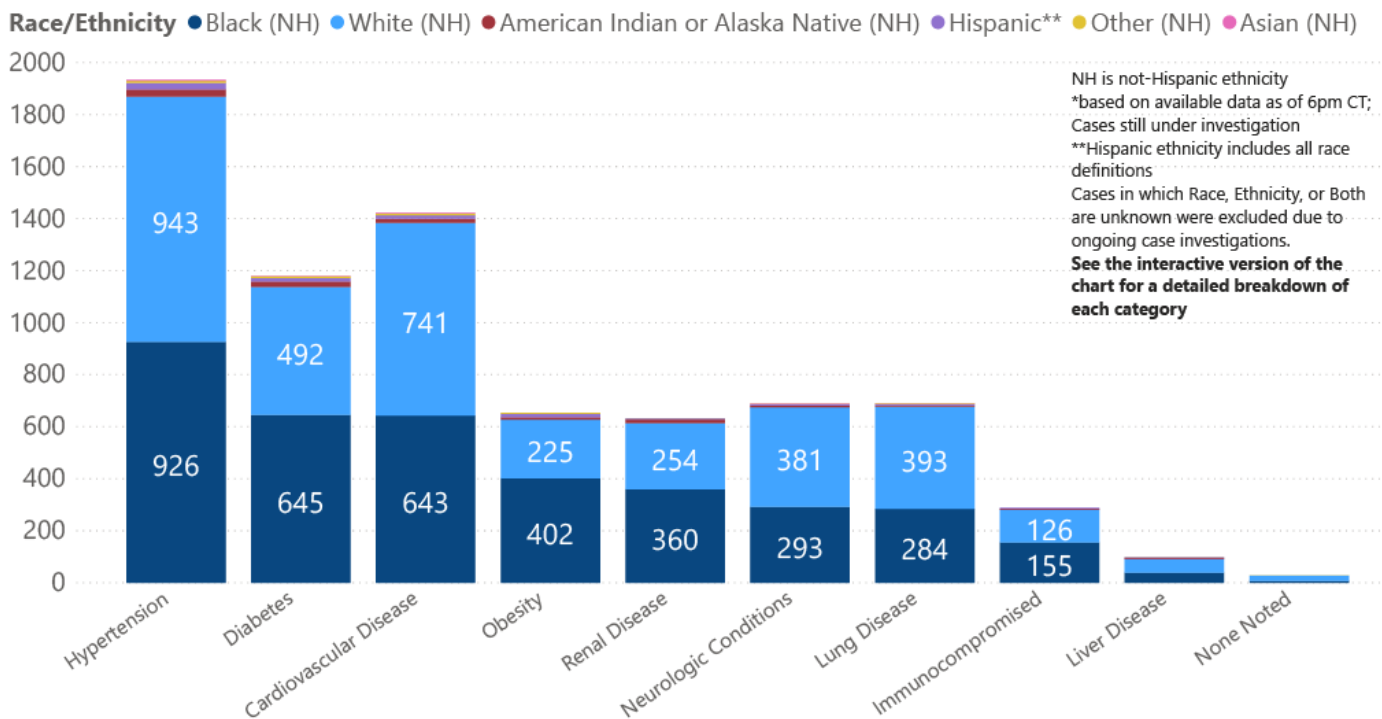


## COVID-19 Geriatric Cases and Deaths by Age Group through January 5, 2021\*, Mississippi

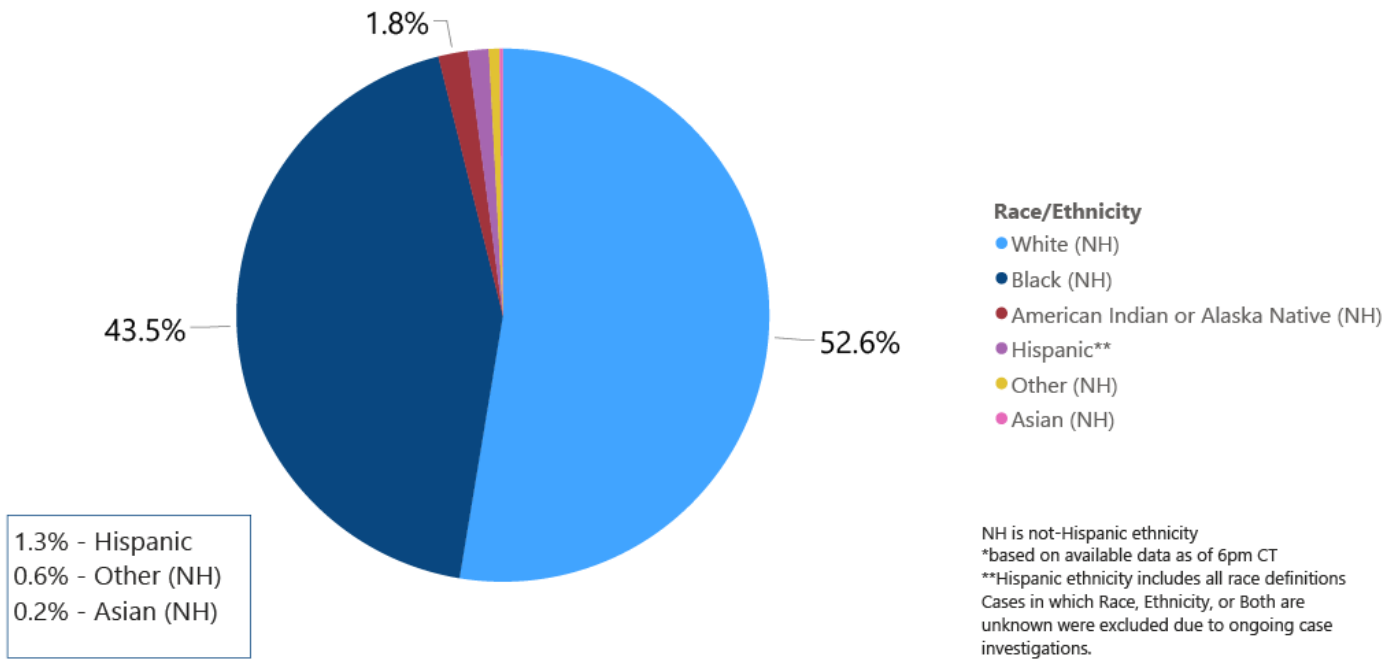


## Weekly Statewide Data Summaries

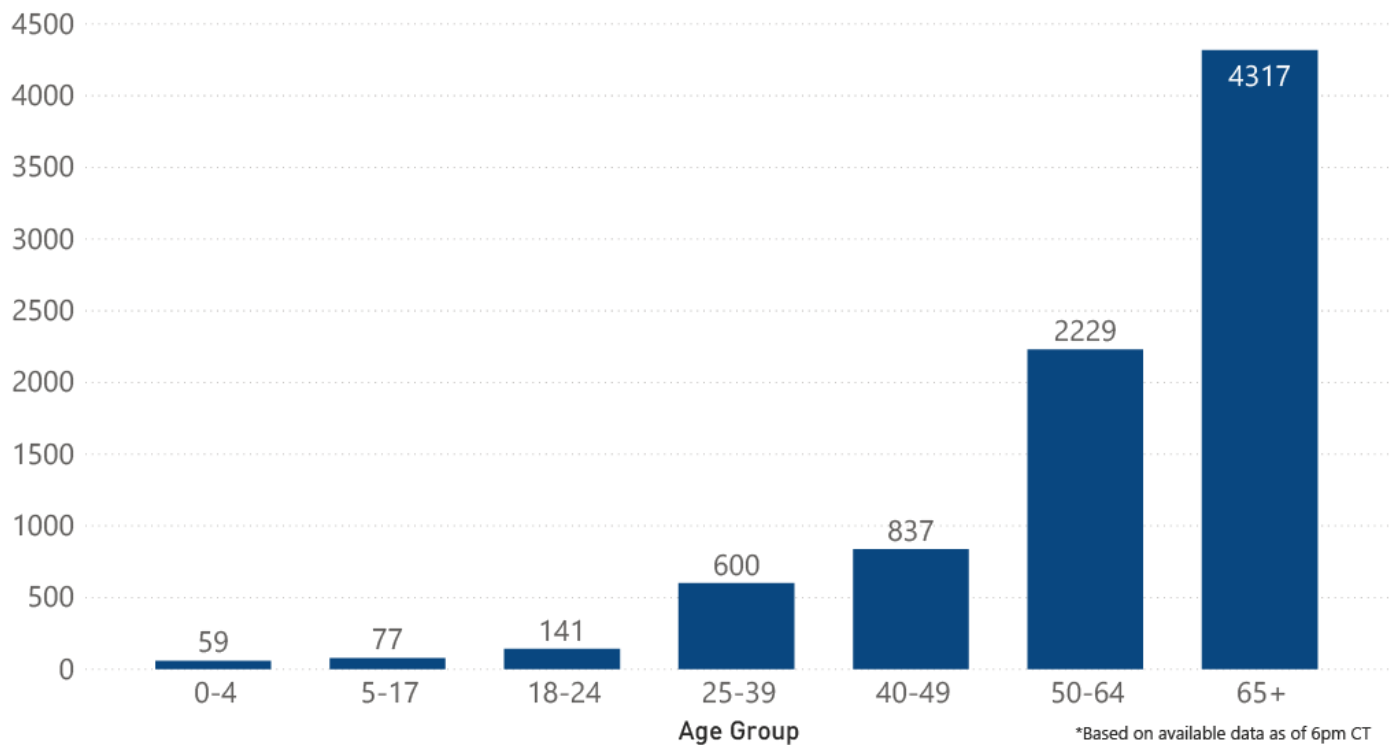
### COVID-19 Underlying Conditions in Deaths by Race/Ethnicity through January 3, 2021\*, Mississippi



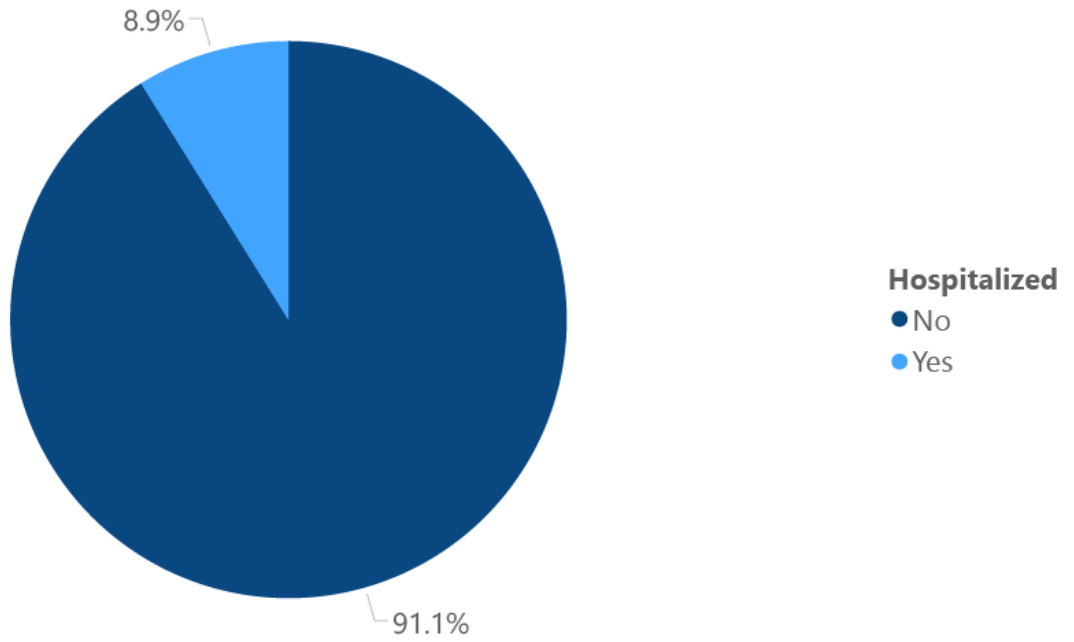
## COVID-19 Deaths by Race/Ethnicity through January 3, 2021\*, Mississippi



## COVID-19 Hospitalized Cases by Age through January 3, 2021\*, Mississippi

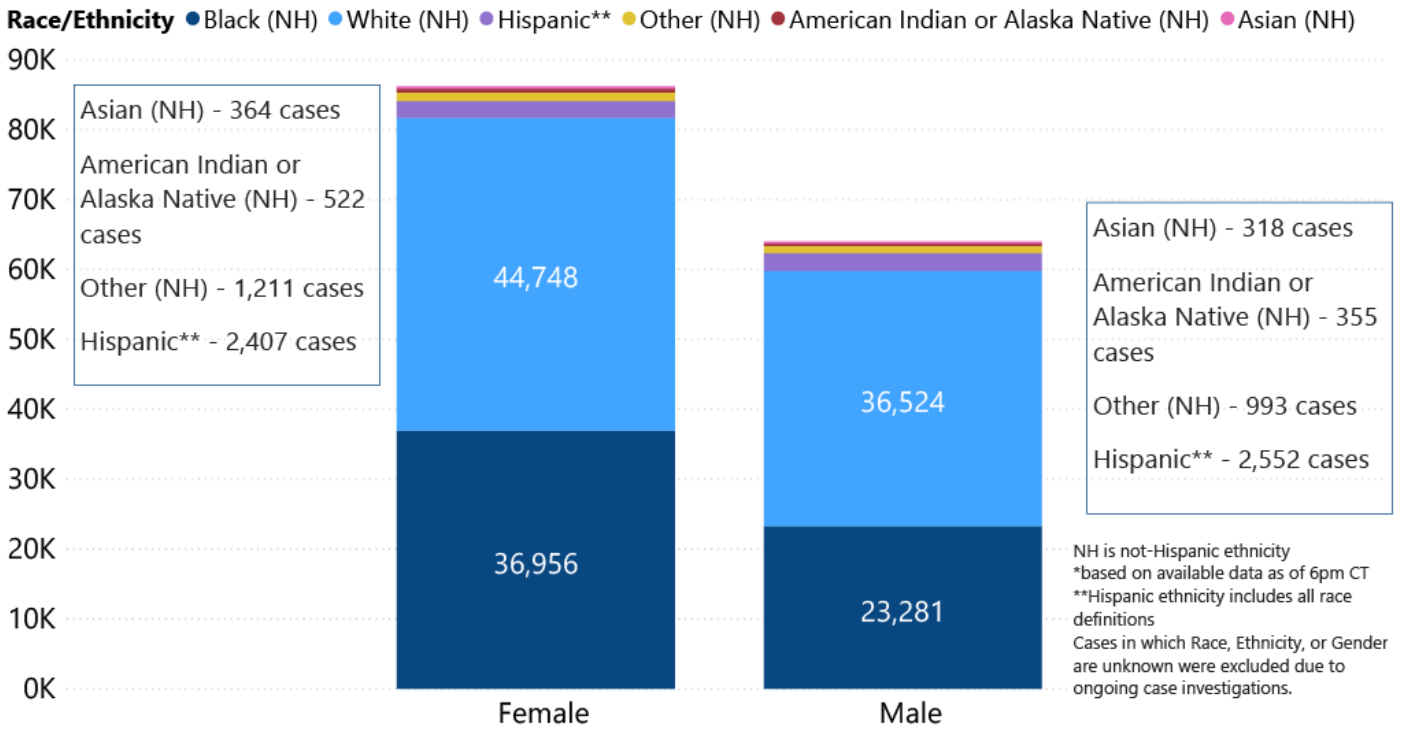


COVID-19 Cumulative Hospitalizations-Invstigated Cases January 3, 2021 \*



\* Cases in which hospitalization is unknown were excluded due to ongoing case investigations; based on available data as of 6 pm CT

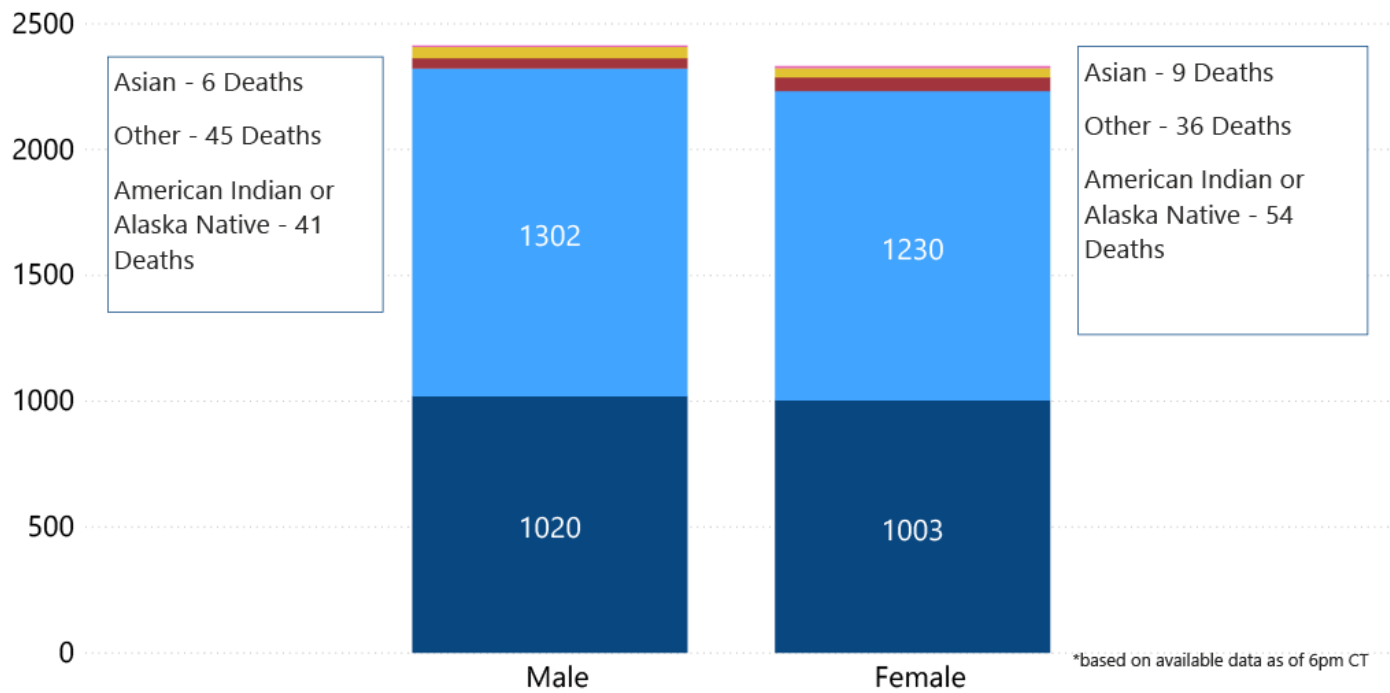
COVID-19 Cases by Race/Ethnicity and Gender through January 3, 2021\*, Mississippi



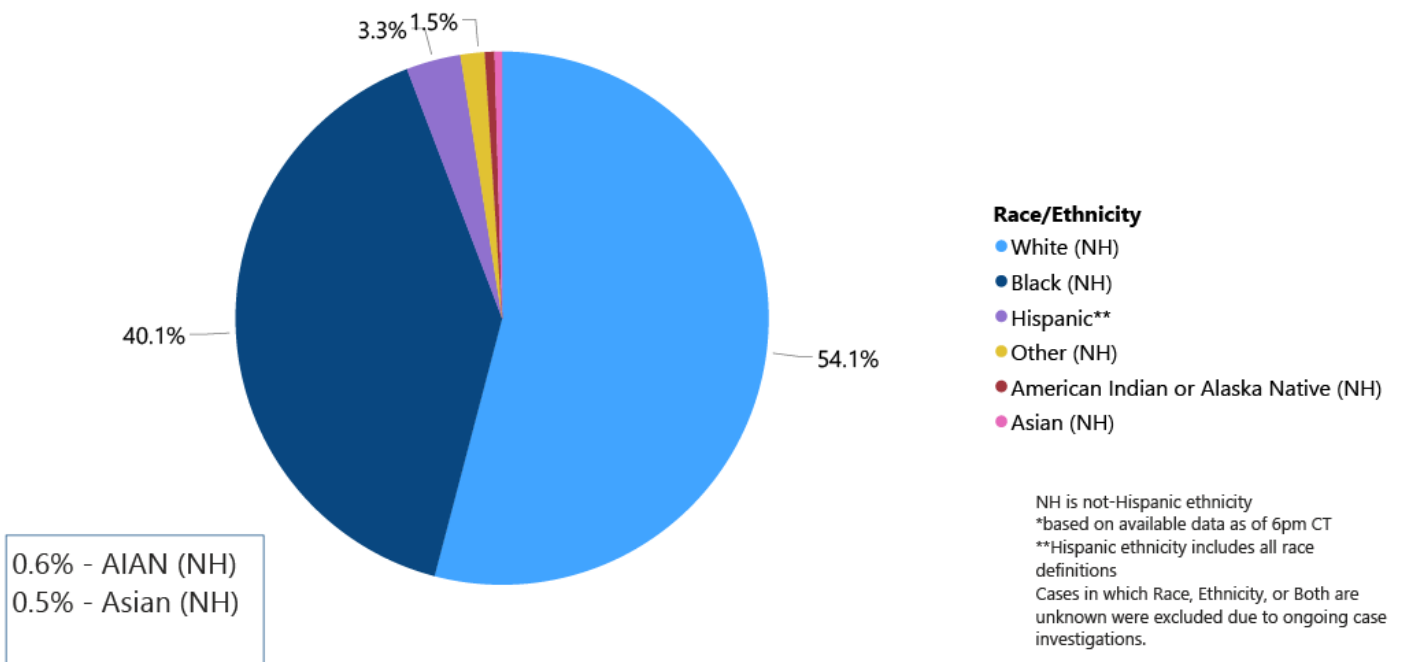


## COVID-19 Deaths by Race and Gender through January 3, 2021\*, Mississippi

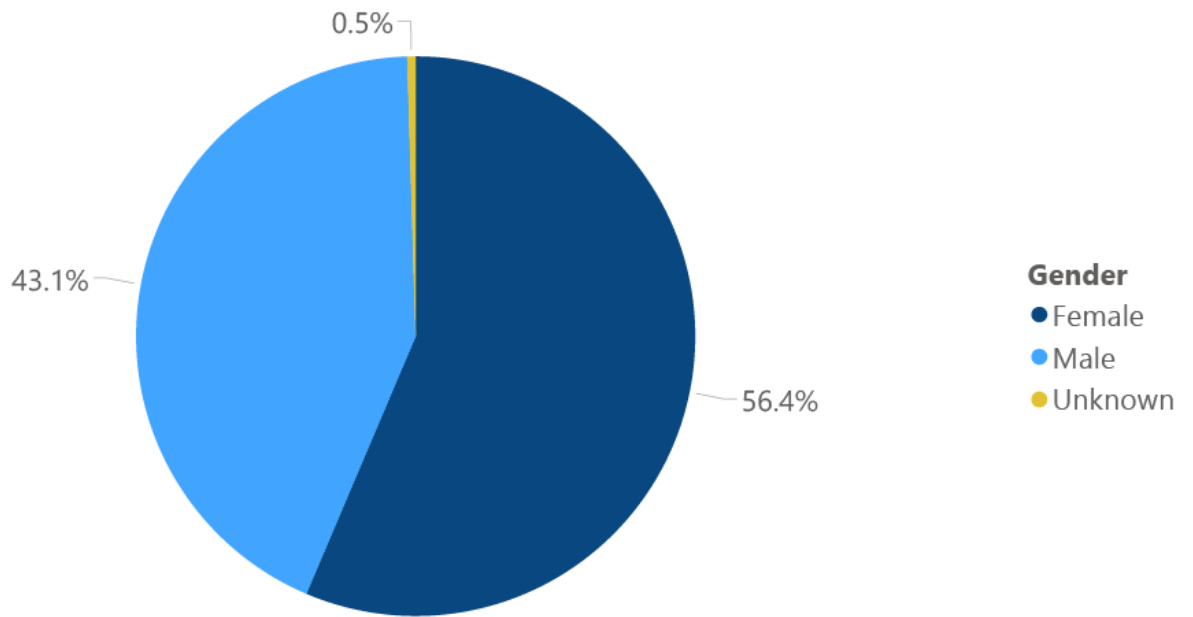
**Race** ● Black ● White ● American Indian or Alaska Native ● Other ● Asian



## COVID-19 Cases by Race/Ethnicity through January 3, 2021\*, Mississippi



## COVID-19 Cases by Gender through January 3, 2021\*, Mississippi



\*Based on available data as of 6pm CT

## Weekly Pediatric MIS-C Cases and Deaths

[Multisystem inflammatory syndrome in children \(MIS-C\)](#) is a rare but serious condition associated with COVID-19 that causes inflammation in many body parts, including the heart and other vital organs.

## MIS-C\* Cases and Deaths by Age Group through January 3, 2021, Mississippi

● MIS-C Cases ● MIS-C Deaths



\*Multisystem inflammatory syndrome in children (MIS-C): A rare but serious complication associated with COVID-19 that can inflame multiple organs and cause various symptoms. Those aged 20 and younger diagnosed with MIS-C have either been infected with COVID-19 or around someone with COVID-19.

## Weekly High Case and High Incidence Counties

Tracking counties with recent high numbers of COVID-19 cases, adjusted for population, provides insight on where local outbreaks are most serious, and where protective measures should be increased. For more accurate reporting, these weekly charts include sample collection dates only up to seven days in the past to allow for case investigation and delays in lab test reports.

Cases counts in these charts is based on the date of illness onset. If the date of illness is not known, the date the test sample was taken, or the date of test result reporting is used instead. Counts are adjusted as cases are investigated.

Counties are ranked by highest weekly case counts, and by weekly incidence (cases proportional to population). A separate table ranking all counties is also available. **All tables updated weekly.**

► [Full tables of counties ranked by weekly incidence and cases](#) PDF

### COVID-19 High Incidence MS Counties Over 2 Week Period (December 14-27, 2020\*)

County	Cases (December 14-27)	Cases per 100,000 (December 14-27)	Cases to Date (through December 27)	Cases per 100,000 Total	Percent Change
JASPER	280	1709.1	1378	8411.2	26%
UNION	453	1572.1	2704	9384.0	20%
PONTOTOC	498	1547.8	3090	9604.0	19%
LOWNDES	893	1524.0	4236	7229.3	27%
BOLIVAR	454	1482.3	3312	10813.6	16%
CHICKASAW	247	1444.2	1558	9109.5	19%
ITAWAMBA	337	1440.8	2202	9414.3	18%
CALHOUN	204	1420.5	1136	7910.3	22%
LEAKE	323	1417.5	1994	8751.0	19%
WINSTON	248	1381.2	1812	10091.9	16%
TIPPAH	290	1317.3	1938	8803.1	18%
ATTALA	227	1249.0	1683	9260.5	16%

\*based on available data as of 6pm CT  
 Cases based on test date. Cases without test date excluded due to ongoing investigations.  
 Table will be updated weekly. A one week lag is used for reporting.

## COVID-19 High Case MS Counties Over 2 Week Period (December 14-27, 2020\*)

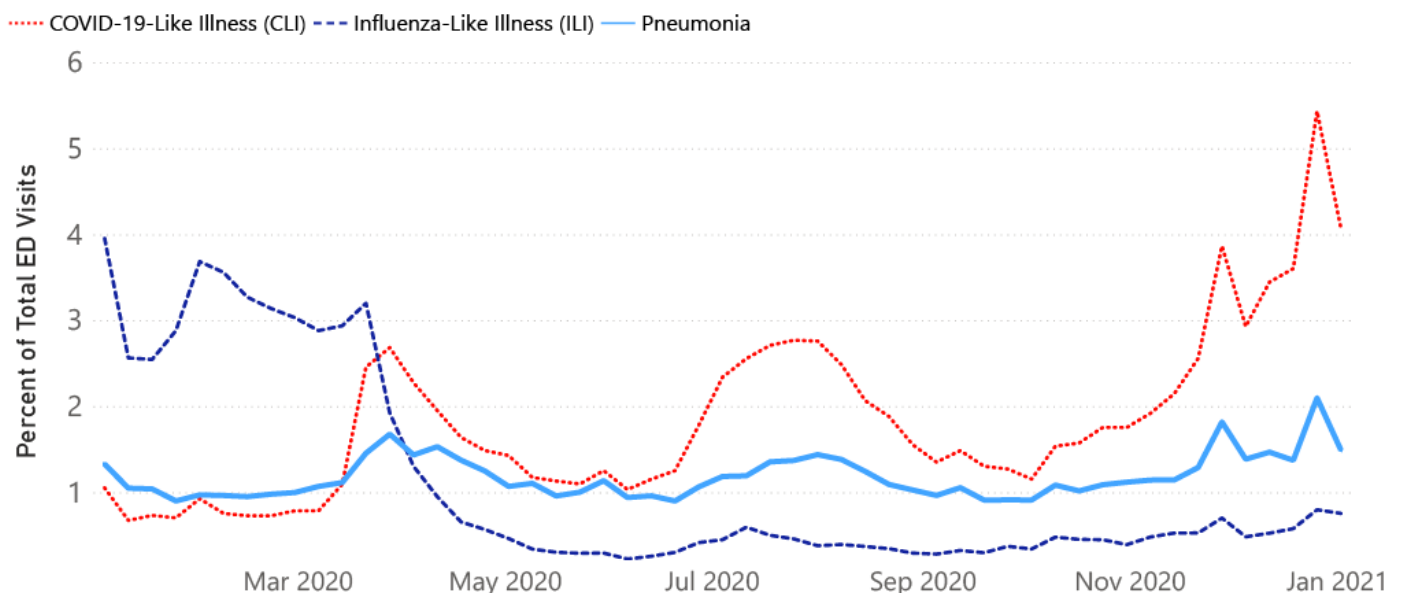
County	Cases (December 14-27)	Cases per 100,000 (December 14-27)	Cases to Date (through December 27)	Cases per 100,000 Total	Percent Change
DESOTO	2058	1112.8	14317	7741.2	17%
HINDS	1595	688.0	13668	5895.4	13%
HARRISON	1491	716.6	10435	5014.9	17%
RANKIN	1163	749.0	8539	5499.4	16%
JACKSON	1061	738.8	8585	5977.7	14%
LEE	1042	1219.6	7445	8714.1	16%
MADISON	991	932.5	6990	6577.5	17%
LOWNDES	893	1524.0	4236	7229.3	27%
JONES	637	935.4	5081	7461.3	14%
LAUDERDALE	553	746.0	4828	6513.3	13%
FORREST	529	706.3	5110	6822.7	12%
WASHINGTON	514	1170.6	4199	9563.0	14%

\*based on available data as of 6pm CT  
 Cases based on test date. Cases without test date excluded due to ongoing investigations.  
 Table will be updated weekly. A one week lag is used for reporting.

## Syndromic Surveillance

Emergency department visits by those with symptoms characteristic of COVID-19, influenza and pneumonia, updated weekly.

### Percentage of Emergency Department and Clinic visits for CLI, ILI, and Pneumonia Cases Weekly Statewide Summary, January 4, 2020 - January 2, 2021



\*The graph represents syndromic surveillance data from emergency department visits, reported electronically by hospitals throughout the state, that are consistent with COVID-19-Like Illness (CLI), Influenza-Like Illness (ILI), and Pneumonia. Based on available data as of 6pm CT. Graph will be updated weekly.

## Estimated Recoveries

Presumed COVID-19 cases recovered, estimated weekly (does not include cases still under investigation).

## COVID-19 Presumed Recovered Cases through January 3, 2021, Mississippi

**182,103**  
Presumed Recovered\*

\*Reflects Provisional Estimates. Presumed Recovered if:

- 1) It has been 14 days or more since the case tested positive, if they were not hospitalized
- 2) It has been 21 days or more since the case tested positive, if they were hospitalized or hospitalization was unknown.

All deaths excluded. Presumed recovered counts will be updated weekly.

## U.S. and World Cases

- ▶ [COVID-19 cases in the United States \(CDC\)](#)
- ▶ [U.S. COVID-19 Tracker \(CDC\)](#)
- ▶ [COVID-19 Global Case Map \(Johns Hopkins University\)](#)

## COVID-19 Testing

### Statewide Combined Testing as of January 2

COVID-19 testing providers around the state include commercial laboratories as well as hospital labs. Combined with testing done by the MSDH Public Health Laboratory, the figures provide a complete picture of all Mississippi testing. (Updated weekly)

**PCR** testing detects current, active COVID-19 infection in an individual.

**Antibody** (serology) testing identifies individuals with past COVID-19 infection based on antibodies they develop one to three weeks after infection.

**Antigen** testing is another way to identify current COVID-19 infection.

	Total tests	PCR	Antibody	Antigen
MSDH Public Health Laboratory	148,300	147,057	1,243	0
Other testing providers	1,738,236	1,188,416	63,078	486,742

Total tests for COVID-19 statewide	<b>1,886,536</b>	<b>1,335,473</b>	<b>64,321</b>	<b>486,742</b>
------------------------------------	------------------	------------------	---------------	----------------

## MSDH Individuals Tested as of January 5

MSDH Public Health Laboratory (MPHL) testing totals as of 3 p.m. These totals are for tests performed at the MPHL only.

- Total individuals tested by the MPHL: **99,549**
- Total positive individuals from MPHL tests: **11,957**

## Getting Tested for COVID-19

The MSDH Public Health Laboratory, its partners, and private providers are testing statewide for COVID-19.

Anyone with symptoms of fever, severe cough or severe chest pains – especially those who are older or in poor health – should make arrangements for testing with their doctor or one of the many healthcare providers now performing testing. Always call ahead to the testing provider for instructions on safely being examined before you visit for your test.

**Free testing:** Free drive-through testing sites are offered at county health departments on a weekly schedule by appointment.

- ▶ [Find a COVID-19 testing provider near you](#)
- ▶ [Free COVID-19 rapid testing schedule](#)

## Prevention and Guidance for Individuals and the Community

- ▶ [Preventive steps to take, recommendations, guidance and general information on COVID-19](#)

Get COVID-19 e-mail updates daily with our free newsletter:  [+](#)

Last reviewed on Mar 5,

2020

[error on this](#)

[email page](#)

[print](#)

### *Related resources*

- ▶ [IT IS REAL: COVID-19 as Told by Survivors](#)
- ▶ [Free COVID-19 Testing and Local Testing Providers](#)
- ▶ [COVID-19 Guidance and Prevention for Individuals and the Community](#)  
Updated December 22, 2020

### *More topics*

- ▶ [\[ Espanol, Tieng Viet, ASL \]](#)
- ▶ [County Data](#)
- ▶ [Diagnostic Testing EUA](#)
- ▶ [Handouts and Posters](#)
- ▶ [Healthcare Professionals](#)
- ▶ [Interactive Map and Charts](#)
- ▶ [Long-Term Care Outbreaks](#)
- ▶ [Prevention and Safety Guidance](#)
- ▶ [School Cases and Outbreaks](#)
- ▶ [Testing for COVID-19](#)
- ▶ [Vaccination Against COVID-19](#)

# COVID-19 Vaccinations

Latest information

Questions and answers

Mississippi Vaccination Report

Vaccinations are now available for those 75 and older at any of our drive-through sites.

[FULL INFORMATION](#)

## **AGENCY**

[About Us](#)

[Administration](#)

[Board of Health](#)

[County Offices](#)

[Institutional Review](#)

[Jobs](#)

[Locations](#)

[Public Health Laboratory](#)

[RFPs/Grants](#)

[More »](#)

---

[Intranet](#)

[OHIT+ER Service Center](#)

[Webmail](#)

## **INFORMATION**

[Apps](#)

[Calendar of Events](#)

[Contact Us](#)

[Meetings](#)

[Health Resources](#)

[Hotlines](#)

[Locations](#)

[News](#)

[Newsletter](#)

[Phone Numbers](#)

[Español](#)

## **I NEED A ...**

[Birth Certificate](#)

[Certificate of Need](#)

[Children's Health Insurance](#)

[Complaint Form](#)

Criminal History Check  
Death Certificate  
Divorce Record  
Food Permit  
Immunization Record  
J-1 Visa  
License Verification  
Marriage Record  
Professional License  
Public Records Request  
Wastewater Application

#### **PUBLICATIONS**

Annual Report  
CON Weekly Reports  
Health Facilities Directory  
Mississippi Morbidity Reports  
Public Health Report  
State Health Plan  
Strategic Plan  
*More »*

Mississippi State Department of Health • 570 East Woodrow Wilson Dr • Jackson, MS 39216 • 866-HLTHY4U • [Contact and information](#)

