



Coronavirus Disease 2019 (COVID-19)

Updated January 8, 2021

Mississippi COVID-19 Hotline (7 days a week, 7 a.m.–7 p.m.): **877-978-6453**

- **Local vaccination providers:** Local hospitals, health clinics and physicians in many areas are now offering COVID-19 vaccinations for those 75 and older. [Find out more »](#)
- **Drive-through sites:** MSDH will be adding more drive-through sites soon to accommodate the demand for vaccinations.
- **Scheduling a second dose:** You should be able to schedule your second dose of COVID-19 vaccine soon. Your second dose should come at least 21 days (Pfizer vaccine) or at least 28 days (Moderna) after your first vaccination. Scheduling exactly 21 or 28 days after your first dose is not necessary. [More about second doses »](#)
- **Reminders:** You should receive a text message reminder about your upcoming second dose, but you can also schedule a reminder with the [v-safe](#) app for your smartphone. [Find out more »](#)

General Information

COVID-19 vaccinations and Mississippi vaccination summary

- ▶ [Counties with mask mandates and gathering restrictions](#)
- ▶ [COVID-19 overview, questions and answers, and other resources](#)
- ▶ [COVID-19 and You: Video Q & A with State Health Officer Dr. Thomas Dobbs](#)
- ▶ [ASL, Spanish and Vietnamese materials](#)

Healthcare Professionals

Guidance and more →

- ▶ [Healthcare guidance](#)
- ▶ [Electronic reporting](#)
- ▶ [Vaccine providers](#)
- ▶ [Specimens](#)
- ▶ [Lab dropoff](#)
- ▶ [Facilities guidance](#)
- ▶ [MS-HAN Alerts](#)

ALL HEALTHCARE

Current Cases and Statistics

County and state data →

- ▶ [Today's update](#)
- ▶ [County data reports](#)
- ▶ [State data charts](#)
- ▶ [Hospitalizations](#)
- ▶ [School and LTCF data](#)
- ▶ [Lab testing](#)
- ▶ [Recoveries](#)

ALL STATISTICS

Prevention, Testing and Guidance

Personal and community →

- ▶ [Getting tested](#)
- ▶ [Personal protection](#)
- ▶ [Gatherings and events](#)
- ▶ [Business and community](#)
- ▶ [School guidelines](#)
- ▶ [State agencies](#)
- ▶ [Vaccinations](#)

ALL GUIDANCE

Home isolation is mandatory if you have tested positive for COVID-19 by [order of the State Health Officer](#). (If you are awaiting results of routine testing *not* related to exposure, you may [return to work](#) and follow the safety guidance of your employer.)

Quarantine is mandatory for household members of someone who has COVID-19. Home quarantine permits working under certain circumstances.

[More about isolation and quarantine »](#)

COVID-19 in Mississippi

New Cases and Deaths as of January 7

NEW CASES

2,175

New COVID-19 positive test results reported to MSDH as of 6 p.m. yesterday.

NEW DEATHS

40

New COVID-19 related deaths reported to MSDH as of 6 p.m. yesterday. Twenty-six deaths occurred between December 16, 2020 and January 7, 2021 in the counties below.

County	Total
Attala	2
Bolivar	2
Calhoun	1
Chickasaw	1
Clarke	1
Desoto	1
Franklin	1
Hinds	1
Itawamba	1
Jackson	1
Jefferson	1
Lafayette	1
Madison	2
Monroe	2

County	Total
Neshoba	1
Pearl River	1
Pike	1
Rankin	1
Sunflower	3
Tate	1

14 COVID-19 related deaths occurred between November 26, 2020 and January 1, 2021, identified from death certificate reports.

County	Total
Desoto	1
Hancock	1
Itawamba	1
Jackson	1
Jasper	1
Montgomery	1
Newton	1
Pontotoc	1
Prentiss	1
Tate	1
Tippah	1
Warren	1
Webster	1
Yazoo	1

LTC OUTBREAKS

221

Current outbreaks in long-term care facilities only. (See [LTC facility outbreak definition.](#))

About our case counts: We currently update our case totals each day based on test results from the previous day. Outside laboratories also report positive test results to us, which are included in our totals. Multiple positive tests for the same individual are counted only once. County case numbers and deaths may change as investigation finds new or additional information.

County COVID-19 Data

Race and Ethnicity

- ▶ [Total COVID-19 cases and deaths by county, race and ethnicity](#) PDF
Current and past data tables, updated daily

Data Snapshots for Individual Counties

- ▶ [Weekly COVID-19 snapshots for each Mississippi county](#)

High Cases and Incidence

- ▶ [Map of Mississippi counties by 7-day incidence](#)
- ▶ [Table of counties ranked by weekly cases and incidence](#)

Cumulative Cases and Deaths by County

Totals of all reported COVID-19 cases, including those in long-term care (LTC) facilities.

The numbers in this table are provisional. County case numbers and deaths may change as investigation finds new or additional information. The data provided below is the most current available.

County	Total Cases	Total Deaths	Total LTC Facility Cases	Total LTC Facility Deaths
Adams	1892	64	72	15
Alcorn	2439	45	127	19
Amite	915	23	54	7
Attala	1850	54	171	34
Benton	757	21	45	10
Bolivar	3711	99	223	30
Calhoun	1269	19	25	4
Carroll	987	18	46	9
Chickasaw	1728	41	53	15
Choctaw	566	11	1	0
Claiborne	779	22	44	9
Clarke	1276	60	108	30
Clay	1468	30	24	3
Coahoma	2092	53	127	11
Copiah	2281	47	74	9
Covington	1996	68	134	39
De Soto	15910	151	110	22
Forrest	5620	108	224	47
Franklin	629	12	40	2
George	1803	37	48	7
Greene	1031	27	52	6
Grenada	2066	65	153	32
Total	233,665	5,101	9,695	1,773

County	Total Cases	Total Deaths	Total LTC Facility Cases	Total LTC Facility Deaths
Hancock	2290	57	70	15
Harrison	11904	169	475	58
Hinds	14999	294	754	110
Holmes	1636	67	103	20
Humphreys	773	22	33	8
Issaquena	154	5	0	0
Itawamba	2472	56	124	22
Jackson	9423	166	215	28
Jasper	1573	31	35	2
Jefferson	494	17	23	4
Jefferson Davis	808	24	8	1
Jones	5716	100	215	41
Kemper	727	19	44	9
Lafayette	4535	87	187	52
Lamar	4505	61	52	13
Lauderdale	5351	173	407	88
Lawrence	957	17	27	2
Leake	2196	60	88	12
Lee	8305	131	212	41
Leflore	2850	104	233	50
Lincoln	2774	81	170	36
Lowndes	4902	98	210	44
Madison	7723	149	351	65
Marion	1918	68	157	22
Marshall	3144	63	64	15
Monroe	3323	95	189	53
Montgomery	1040	32	54	9
Neshoba	3187	147	197	56
Newton	1730	41	84	14
Noxubee	1030	20	32	4
Oktibbeha	3685	78	211	35
Panola	3397	72	102	13
Pearl River	2926	88	157	31
Total	233,665	5,101	9,695	1,773

County	Total Cases	Total Deaths	Total LTC Facility Cases	Total LTC Facility Deaths
Perry	938	31	21	7
Pike	2385	74	119	34
Pontotoc	3391	48	37	3
Prentiss	2305	46	99	15
Quitman	631	7	0	0
Rankin	9663	180	338	52
Scott	2280	42	39	4
Sharkey	408	17	43	8
Simpson	2215	66	152	19
Smith	1122	20	58	8
Stone	1302	18	83	9
Sunflower	2634	66	108	15
Tallahatchie	1302	33	43	7
Tate	2531	58	80	19
Tippah	2172	43	99	5
Tishomingo	1684	56	101	27
Tunica	800	19	18	2
Union	3159	52	117	18
Walthall	1066	36	67	13
Warren	3075	85	163	37
Washington	4587	119	188	39
Wayne	1840	27	69	11
Webster	863	24	57	11
Wilkinson	556	24	24	5
Winston	1927	58	114	32
Yalobusha	1082	33	81	22
Yazoo	2235	52	139	18
Total	233,665	5,101	9,695	1,773

Case Classifications

Mississippi investigates and reports both probable and confirmed cases and deaths according to the [CSTE case definition](#).

	Confirmed	Probable	Total
Cases	155,149	78,516	233,665
Deaths	3,955	1,146	5,101

Confirmed cases and deaths are generally determined by positive PCR tests, which detect the presence of ongoing coronavirus infection.

Probable cases are those who test positive by other testing methods such as antibody or antigen, and have recent symptoms consistent with COVID-19, indicating a recent infection.

Probable deaths are those individuals with a designation of COVID-19 as a cause of death on the death certificate, but where no confirmatory testing was performed.

Deaths from COVID-19 and Other Causes

This table of death counts compares COVID-19 deaths in Mississippi by week with deaths from other major causes, including contributing and underlying causes.

- ▶ [Mississippi Provisional Death Counts by Week](#)
Updated weekly

K-12 School Report

Mississippi K-12 schools make weekly reports of cases among students, teachers and staff, number of outbreaks, and teachers and students under quarantine as a result of COVID-19 exposure. An outbreak in a school setting is defined as 3 or more individuals diagnosed with COVID-19 in the same group within a 14-day period.

Note: These cases have been directly reported to MSDH by each school, and may not yet have appeared in our state and county totals of cases reported by laboratories.

- ▶ [K-12 reports of COVID-19 school cases, outbreaks and exposure](#)
Updated weekly

Long-Term Care Facility Cases and Outbreaks

Long-term care (LTC) facilities like nursing homes are considered high risk locations because their residents are older or in poor health. A single confirmed COVID-19 infection in an LTC facility resident, or more than one infection in employees or staff in a 14-day period constitutes an outbreak. Residential care facilities also represent group living facilities where COVID-19 can be easily spread. We investigate residents, staff and close contacts of infected individuals for possible exposure.

These outbreak figures are reported directly to MSDH by the facility. Many of the cases and deaths reported by facilities may not yet be included in our totals of lab-reported cases.

- ▶ [Mississippi COVID-19 cases and deaths in long-term care facilities](#) PDF
Long-term care facilities include nursing homes, personal care homes, assisted living homes, and intermediate care facilities for individuals with intellectual disability (ICF-IID)
- ▶ [Mississippi COVID-19 cases and deaths in residential care facilities](#) PDF
Residential care facilities include psychiatric or chemical dependency residential treatment centers and long-term acute care facilities.

Ongoing Outbreaks in Nursing Homes

Data such as illness in residents and staff, deaths in residents, as well as a number of other data elements are now publicly available on the website of the Centers for Medicare and Medicaid (CMS). MSDH is providing the following links to view this data, which is reported directly by nursing homes and is updated daily.

Note: Cases and deaths listed on the CMS website may not have appeared yet in our county totals, which are based on

reports from testing laboratories.

- ▶ [Search for nursing home COVID-19 data](#)
- ▶ [About the CMS COVID-19 dataset](#)
- ▶ [CMS state and national COVID-19 nursing home data](#)

Mississippi COVID-19 Data Charts and Maps

All data reports below are updated as they become available.

Hospitalizations and Bed Availability

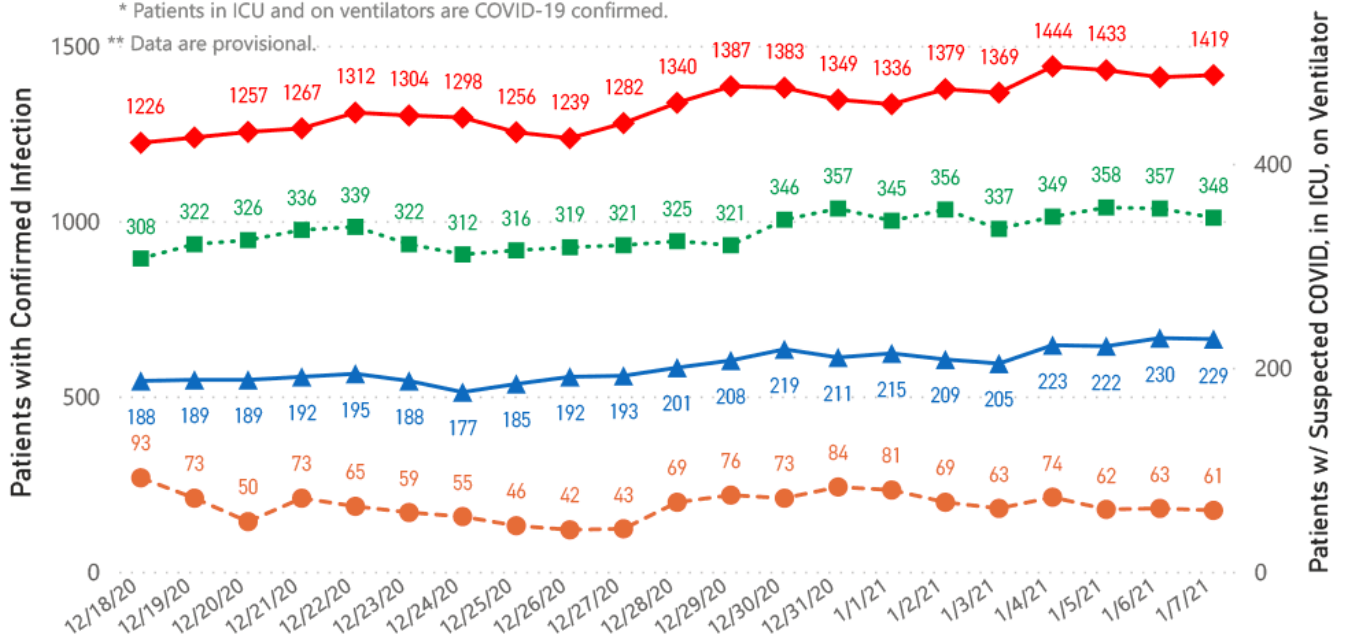
- ▶ [View interactive hospitalization charts](#)

COVID-19 Hospitalizations Reported by MS Hospitals, 12/18/20-1/7/21 **, **

◆ Patients with Confirmed Infection ● Patients with Suspected Infection ■ Patients in an ICU ▲ Patients on Ventilators

* Patients in ICU and on ventilators are COVID-19 confirmed.

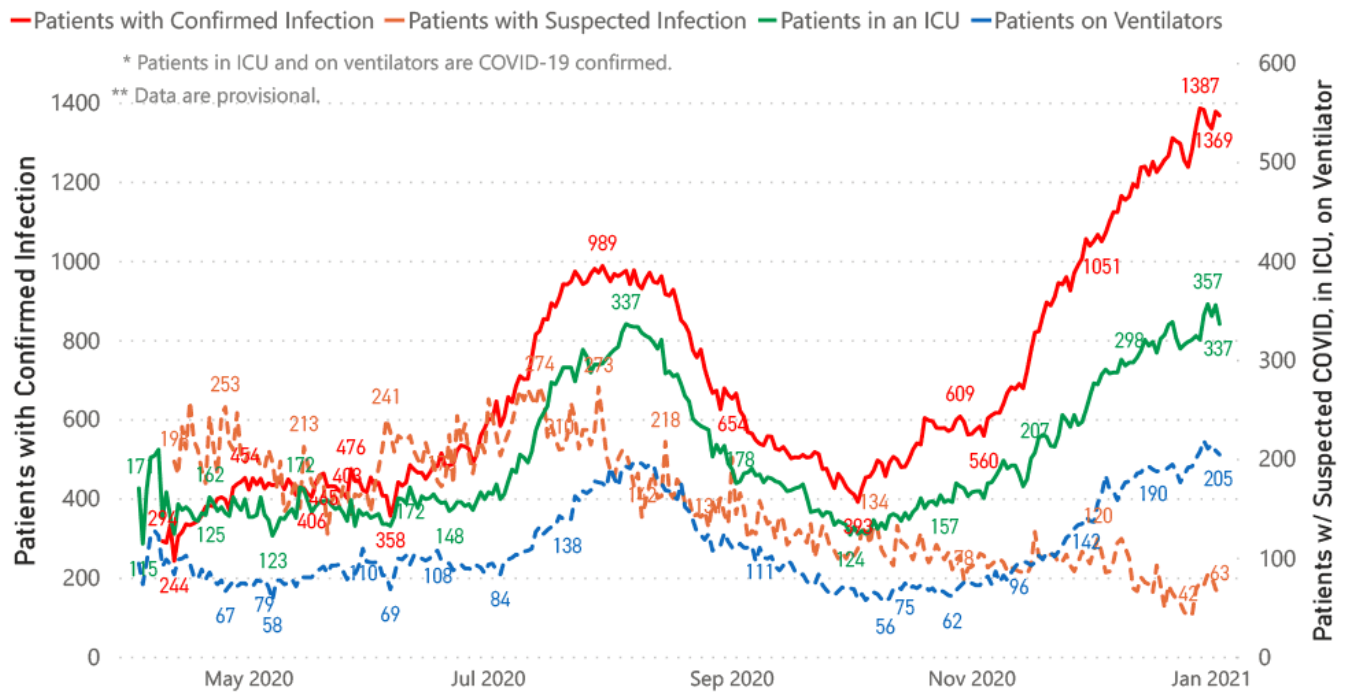
1500 ** Data are provisional.



Hospitalization and ICU Use to Date

Updated weekly

COVID-19 Hospitalizations Trends, Reported by MS Hospitals as of 1/3/21 *,**



Daily Case Maps

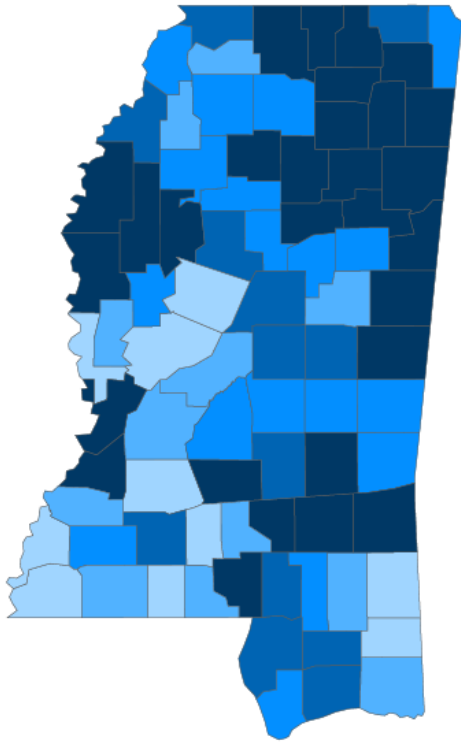
▶ [View all interactive maps](#)

Recent COVID-19 Activity

The chart below shows counties according to COVID-19 incidence (cases by population) over the last 7 days.

▶ [See also: Weekly county incidence tables](#)

Mississippi COVID-19 Cases Incidence Rate * as of January 7, 2021



● <50.0 ● 50.0 to 60.0 ● 60.0 to 70.0 ● 70.0 to 80.0 ● >80.0

* Based on average daily new cases of past 7 days per 100,000 population.

7 Day Average
New Cases

2,182.7

7 Day Average
Incidence Rate *

74.1

Cumulative Cases

233,665

2019 Estimated Population

2,976,149

County	Incidence Rate	New Cases (7-Day Avg)	2019 Est. Population	Mask Mandate Status	Mask Mandate Started	Mask Mandate Ended
Union	145.8	42.0	28,815	Active	11/24/20	
Benton	128.0	10.6	8,259	Active	10/26/20	
Bolivar	121.7	37.3	30,628	Active	11/24/20	
Sunflower	113.2	28.4	25,110	None		
Webster	109.1	10.6	9,689	None		
Lowndes	108.2	63.4	58,595	Active	11/24/20	
Monroe	106.2	37.4	35,252	None		
Covington	105.8	19.7	18,636	Active	11/11/20	
Chickasaw	101.1	17.3	17,103	Active	11/24/20	
Wayne	100.5	20.3	20,183	None		

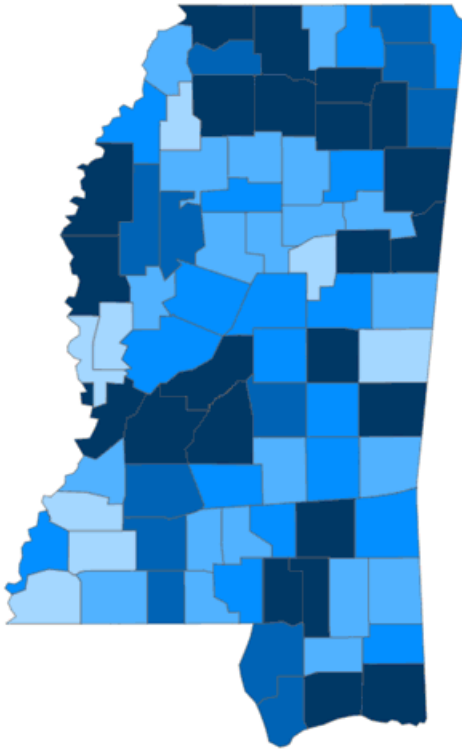
Cumulative COVID-19 Cases

Total cases and deaths by county since the start of the pandemic.

▶ [See also: Weekly estimate of recoveries](#)

Mississippi COVID-19
Cases and Deaths by Race with Ethnicity
as of 6 pm CT, January 7, 2021

Total Cases
233,665



	American Indian or Alaska Native	Asian	Black	White	Other	Unknown
Non Hispanic	916	738	63,090	86,083	2,309	1,544
Hispanic	40	27	279	1,582	2,761	468
Unknown Ethnicity	884	265	15,241	22,512	6,311	28,615

Total Deaths
5,101

	American Indian or Alaska Native	Asian	Black	White	Other	Unknown
Non Hispanic	74	9	1,827	2,245	27	10
Hispanic	1	0	7	26	16	1
Unknown Ethnicity	21	7	271	390	46	123

● 1 to 750 ● 751 to 1500 ● 1501 to 2250 ● 2251 to 3000 ● >3000

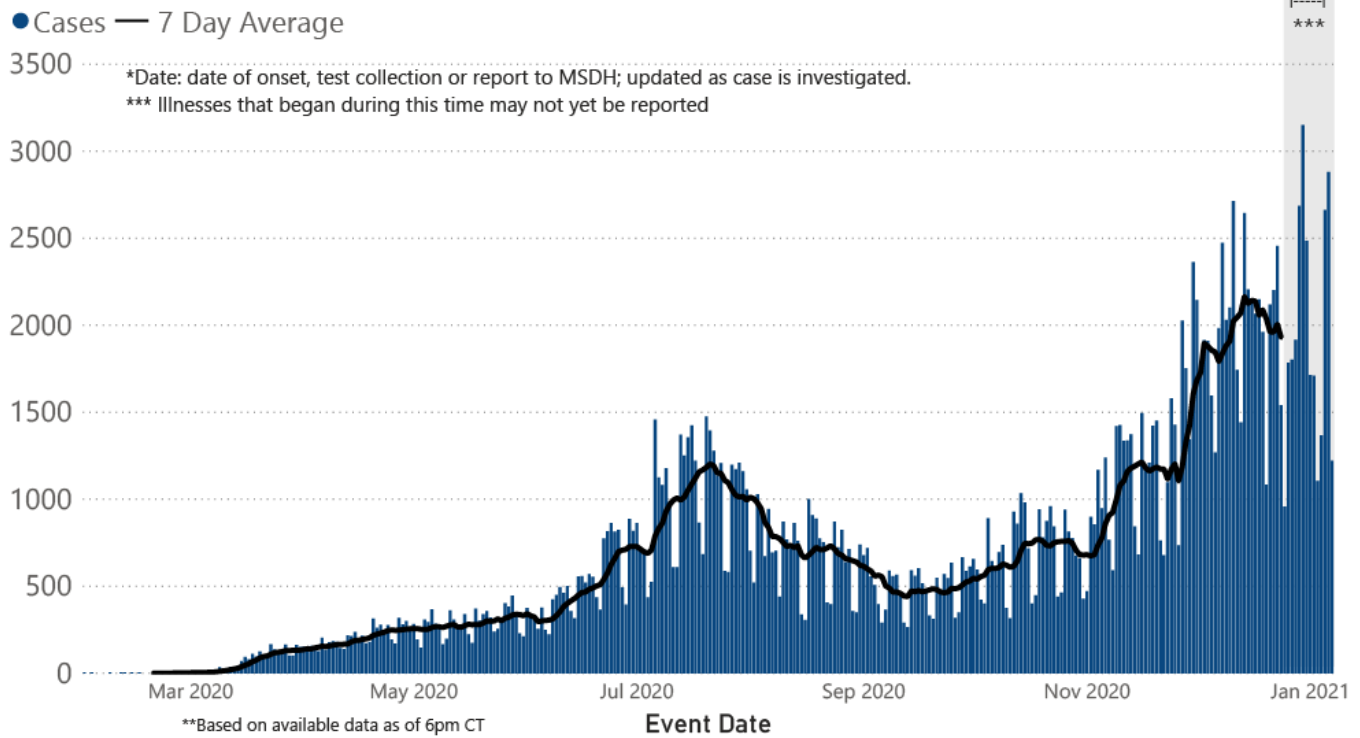
Daily Statewide Data Charts

Our state case map and other data charts are also available in interactive form.

▶ [View interactive epidemiological and surveillance charts](#)

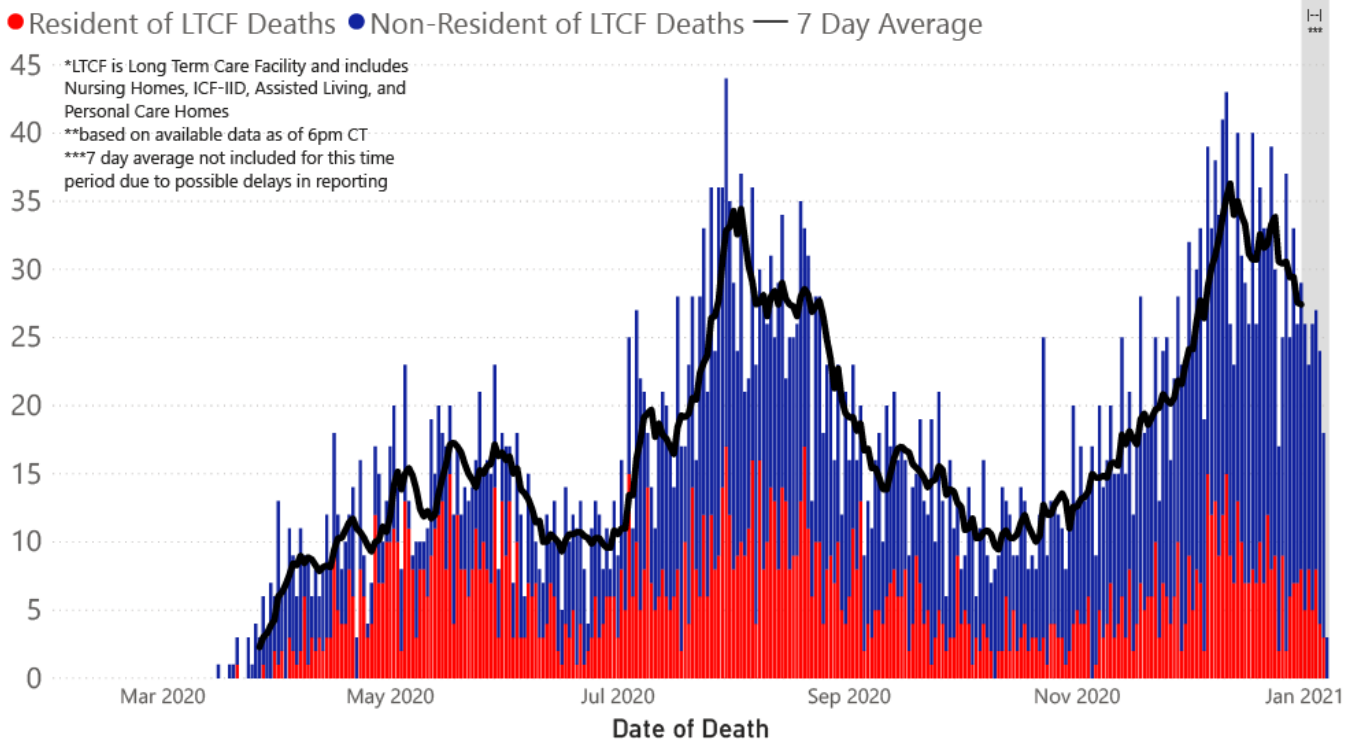
The charts below are based on available data at the time of publication. Charts do **not** include cases where insufficient details of the case are known.

COVID-19 Cases by Date* through January 7, 2021**, Mississippi

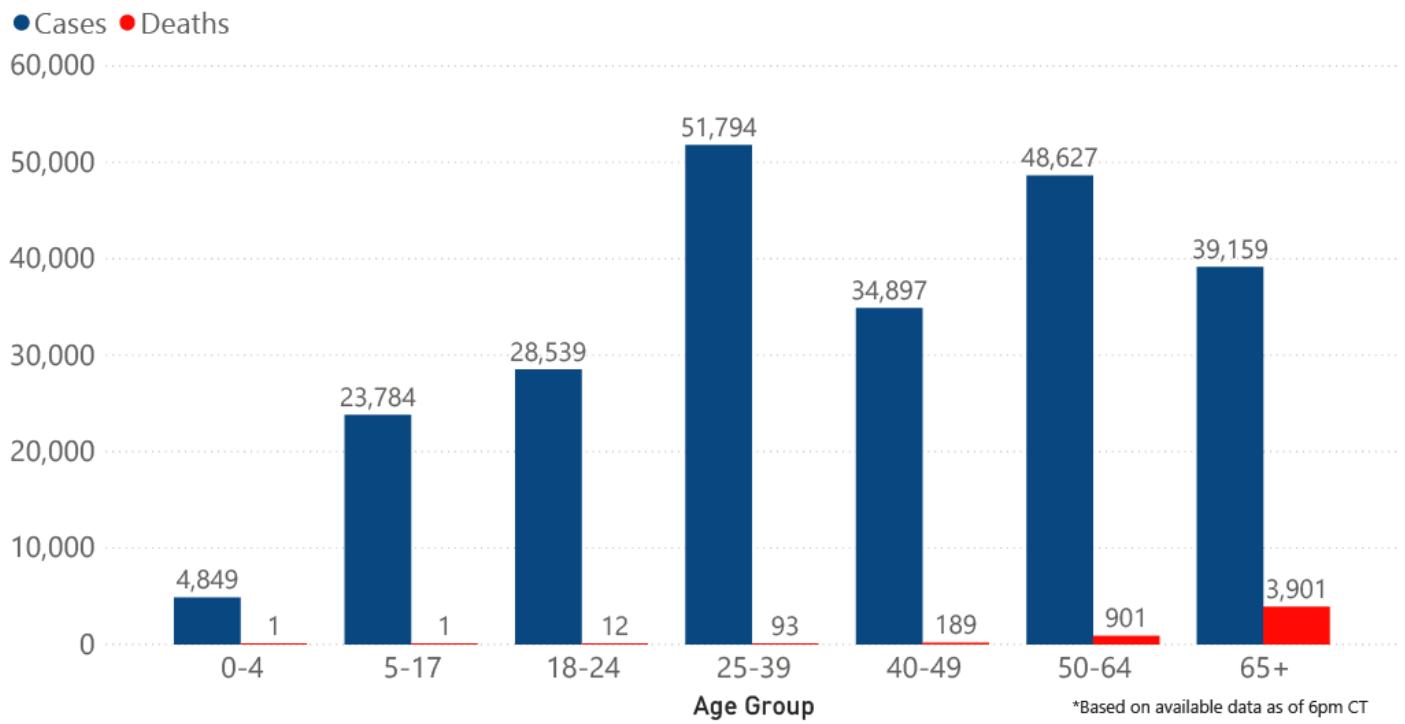


Note: Values up to two weeks in the past on the chart of Cases by Date above can change as we update it with new information from disease investigation.

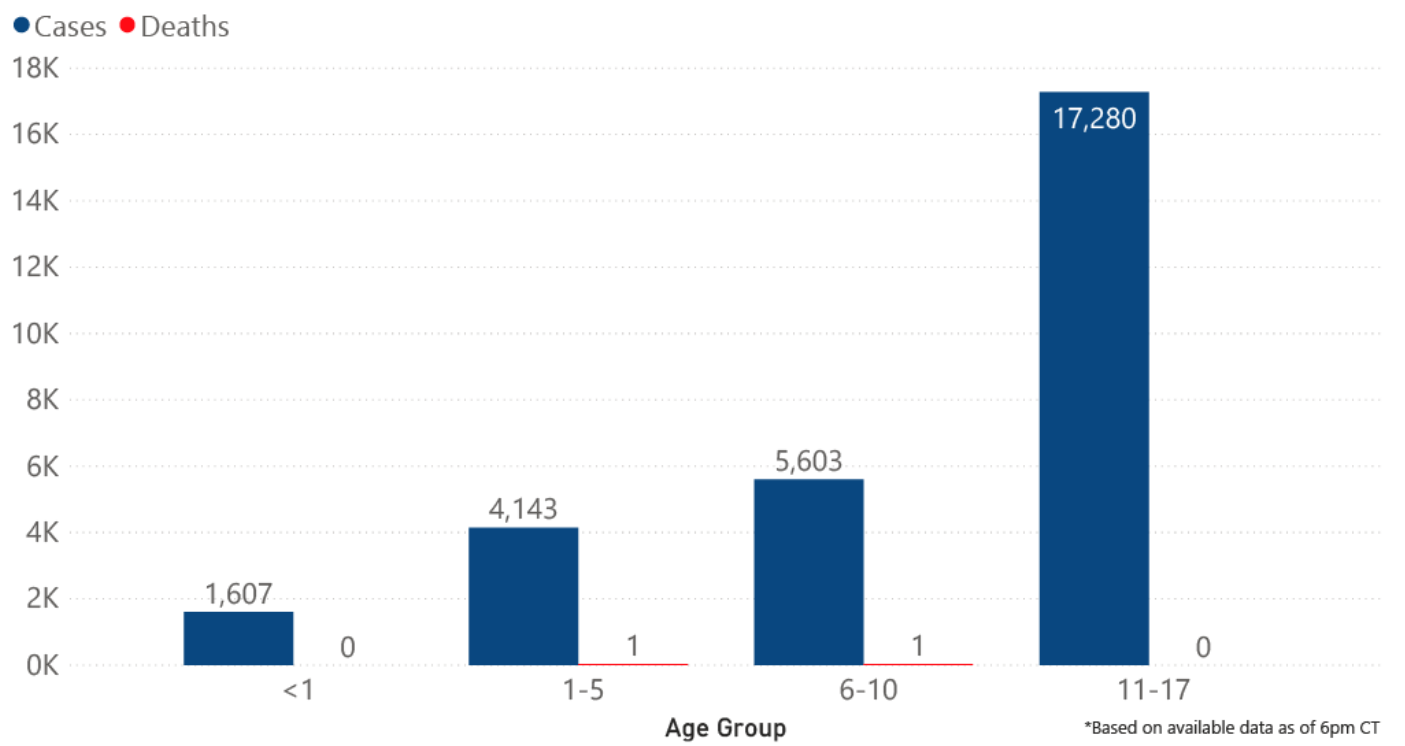
COVID-19 LTCF* and Non-LTCF Deaths by Date of Death through January 7, 2021**, Mississippi



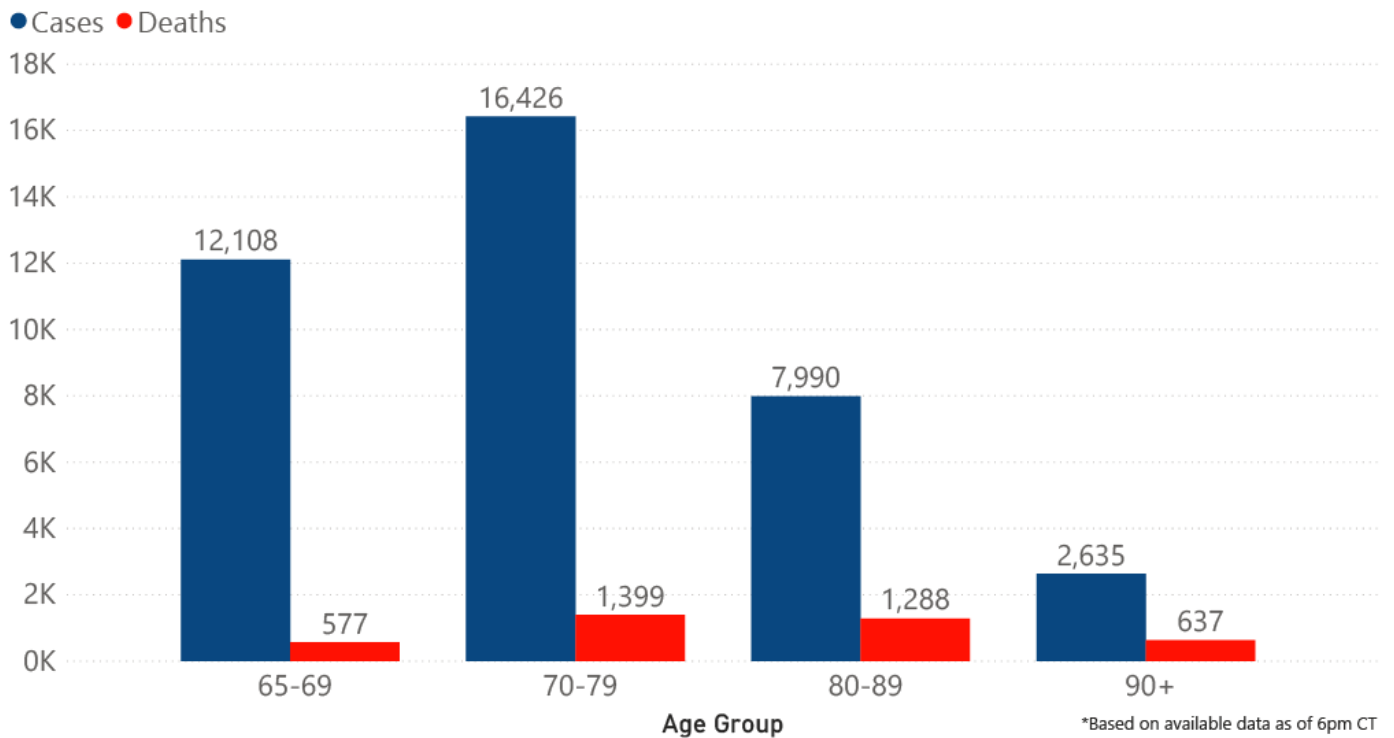
COVID-19 Cases and Deaths by Age Group through January 7, 2021*, Mississippi



COVID-19 Pediatric Cases and Deaths by Age Group through January 7, 2021*, Mississippi

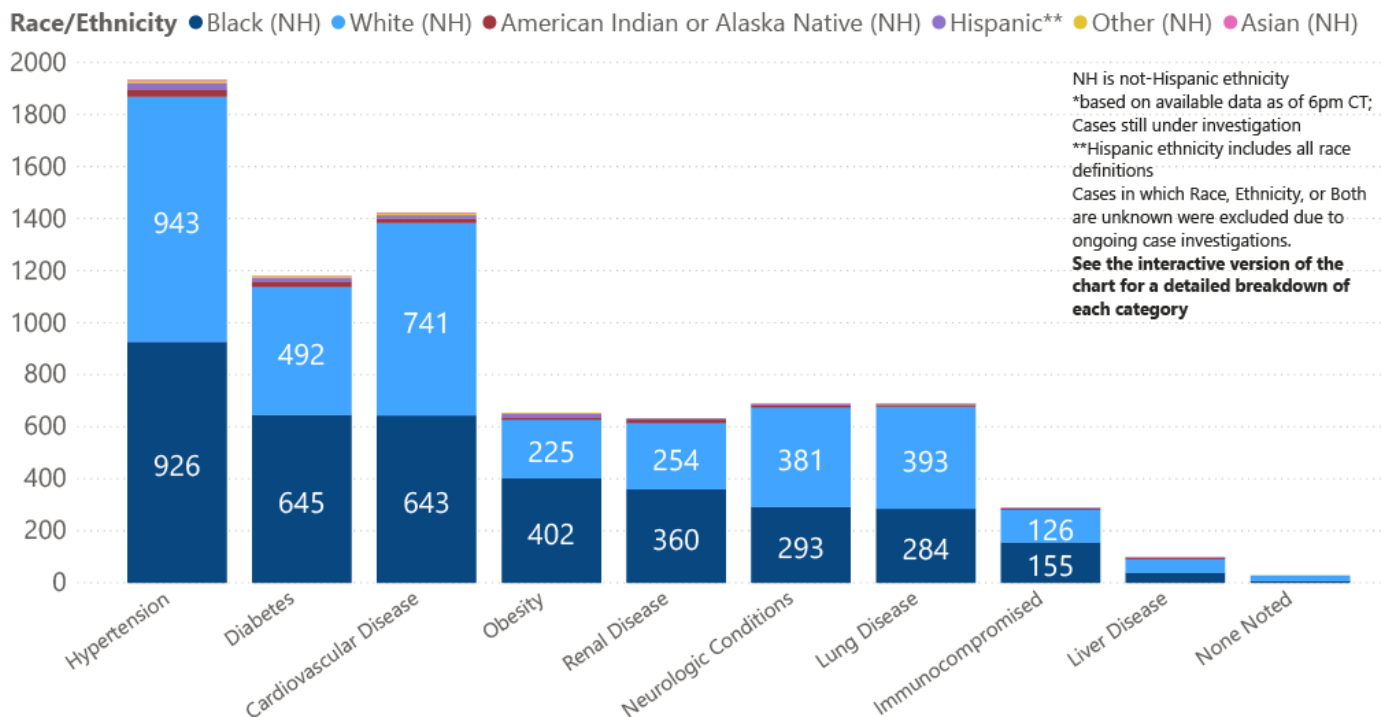


COVID-19 Geriatric Cases and Deaths by Age Group through January 7, 2021*, Mississippi

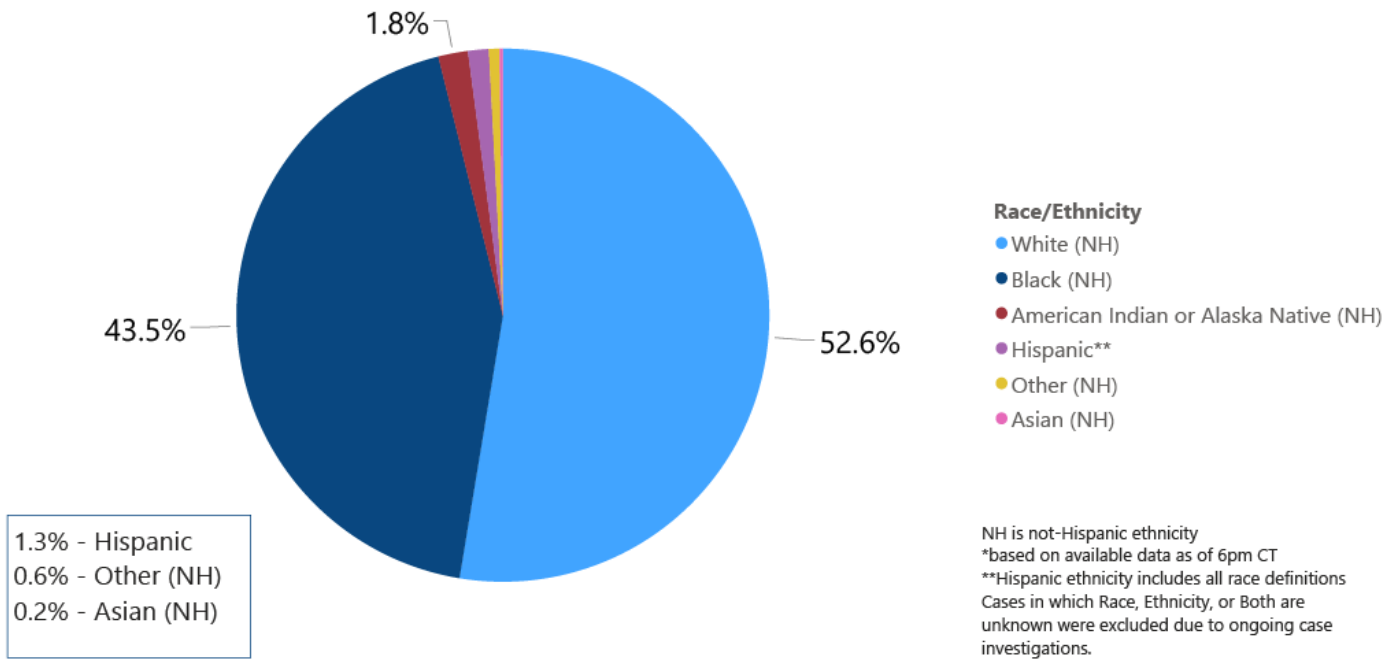


Weekly Statewide Data Summaries

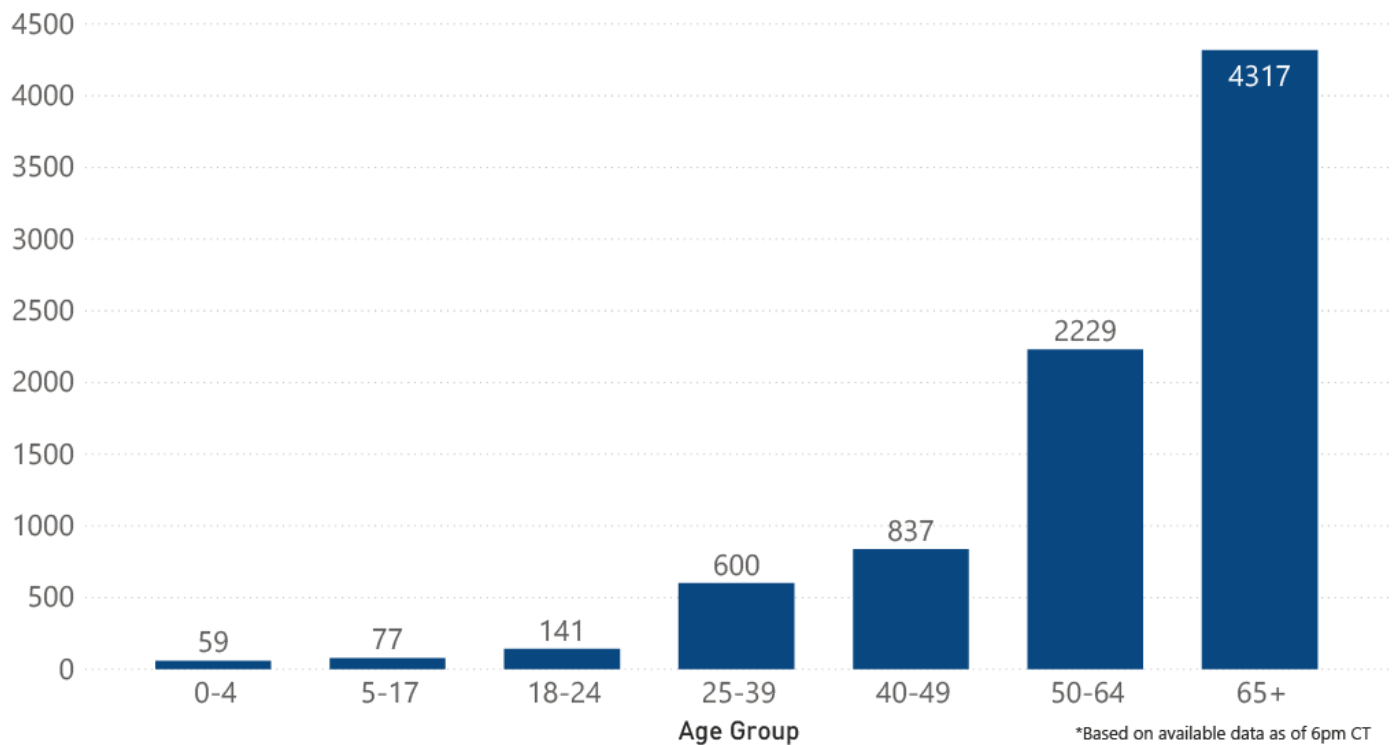
COVID-19 Underlying Conditions in Deaths by Race/Ethnicity through January 3, 2021*, Mississippi



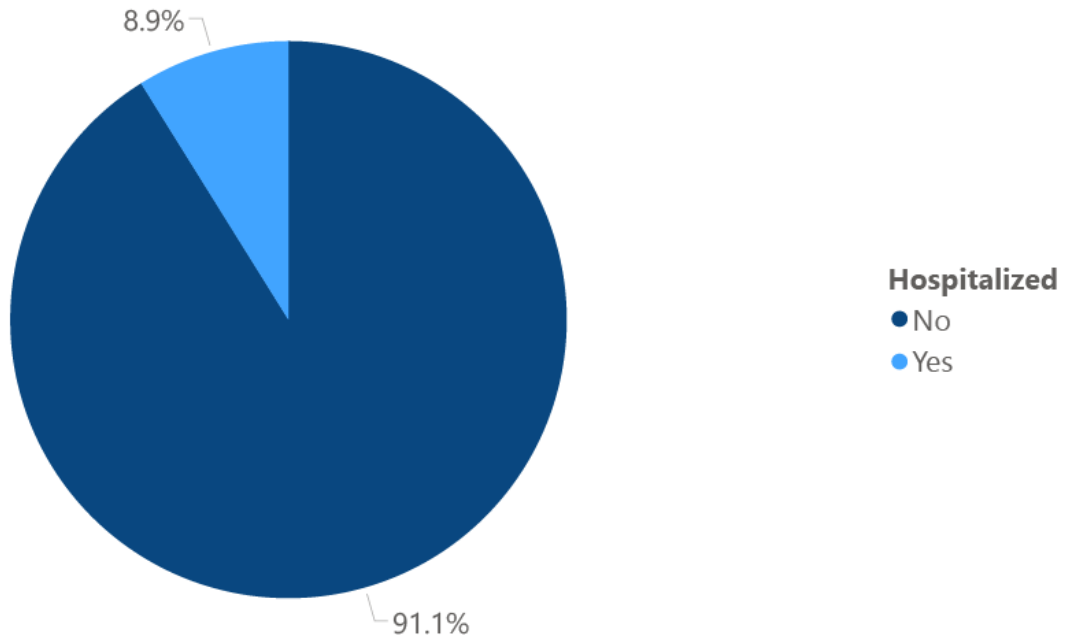
COVID-19 Deaths by Race/Ethnicity through January 3, 2021*, Mississippi



COVID-19 Hospitalized Cases by Age through January 3, 2021*, Mississippi

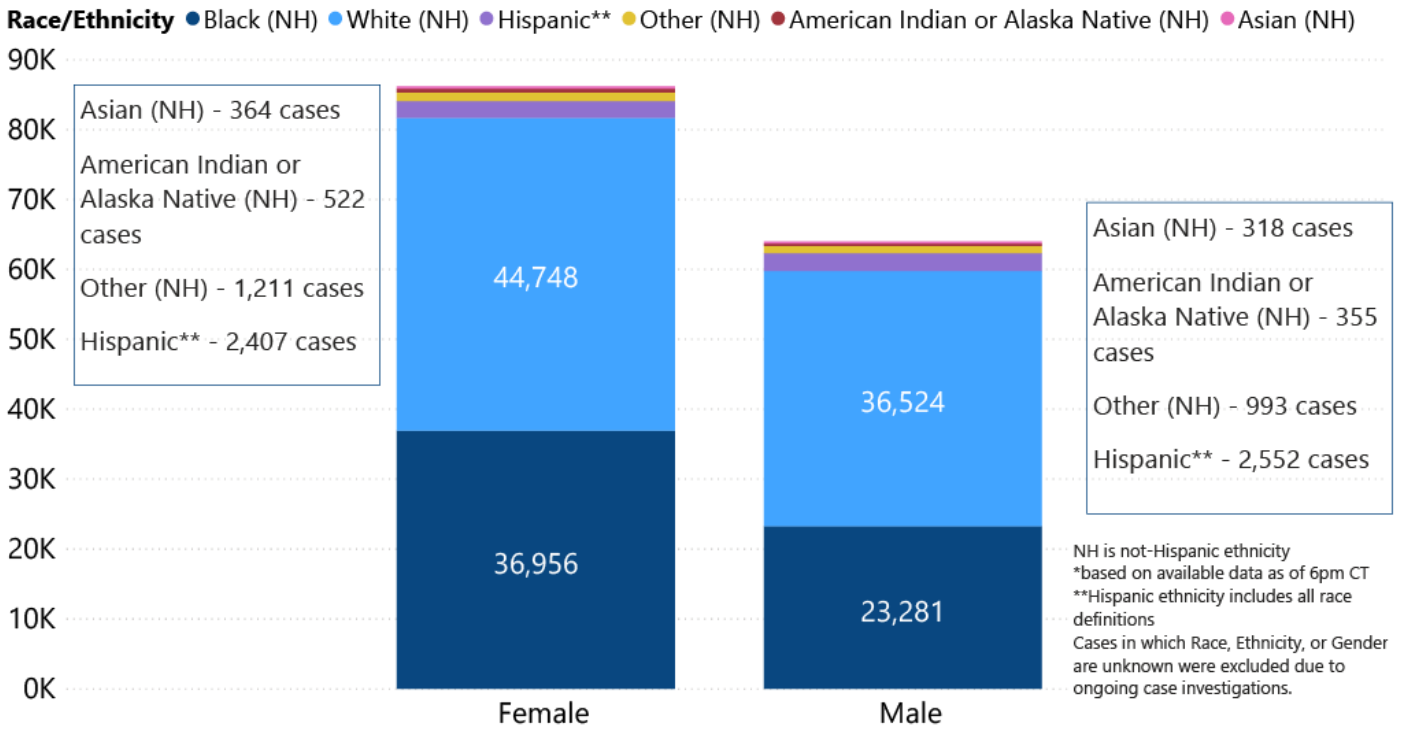


COVID-19 Cumulative Hospitalizations-Invstigated Cases January 3, 2021 *



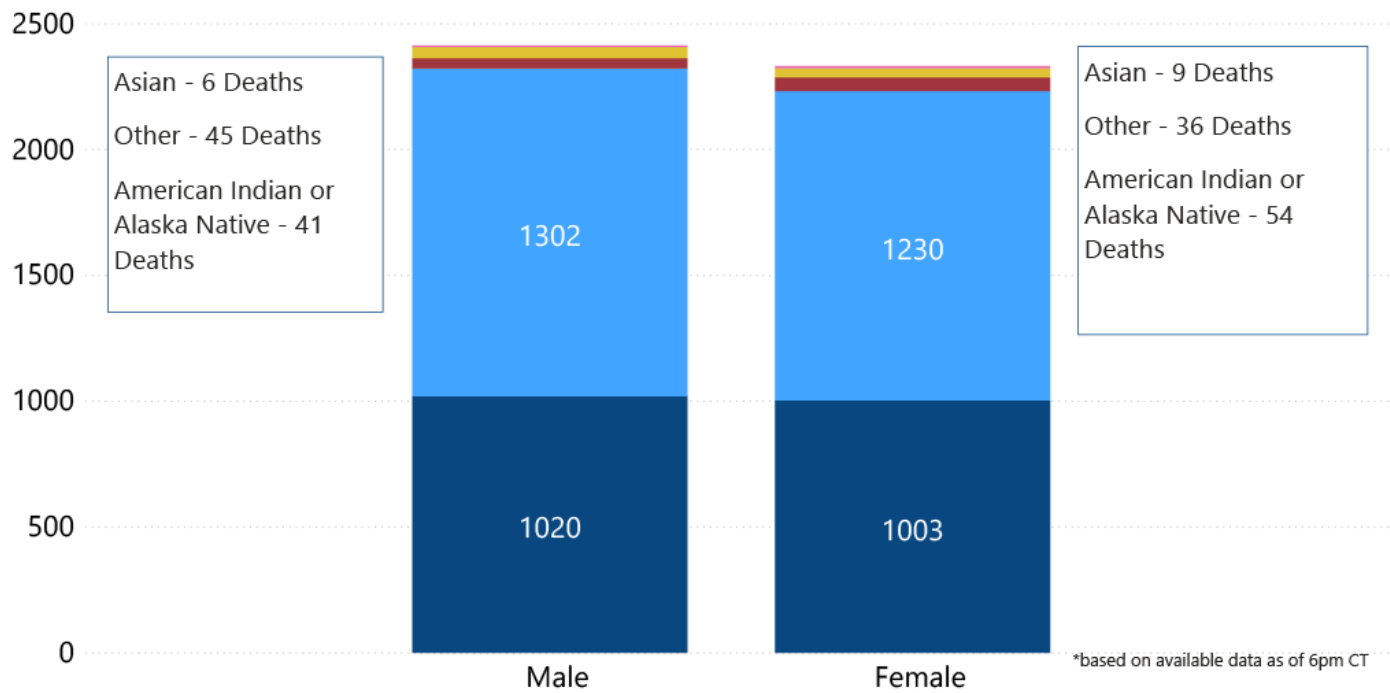
* Cases in which hospitalization is unknown were excluded due to ongoing case investigations; based on available data as of 6 pm CT

COVID-19 Cases by Race/Ethnicity and Gender through January 3, 2021*, Mississippi

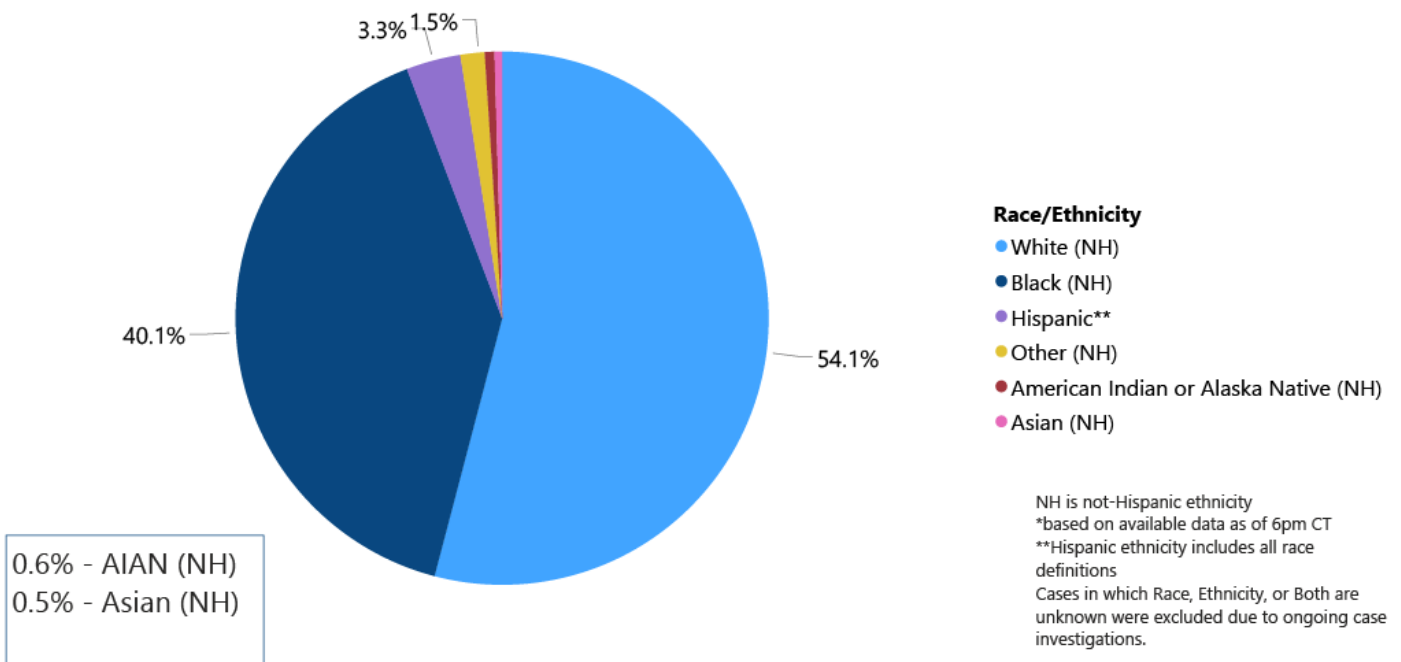


COVID-19 Deaths by Race and Gender through January 3, 2021*, Mississippi

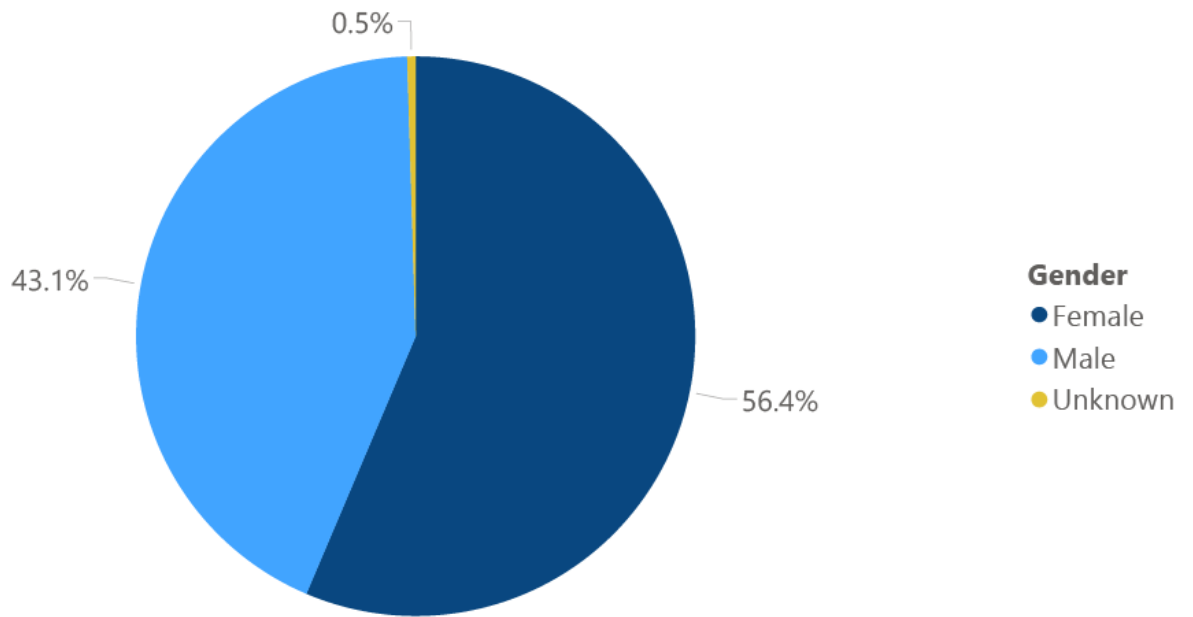
Race ● Black ● White ● American Indian or Alaska Native ● Other ● Asian



COVID-19 Cases by Race/Ethnicity through January 3, 2021*, Mississippi



COVID-19 Cases by Gender through January 3, 2021*, Mississippi



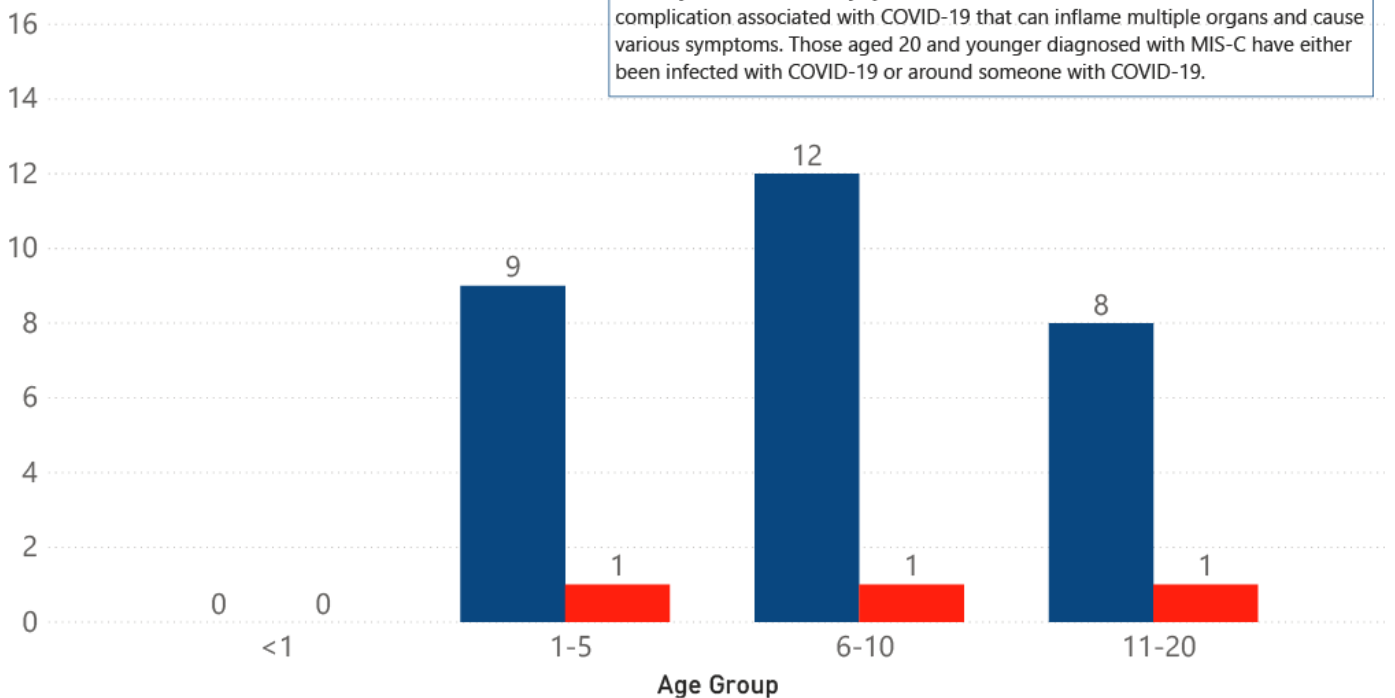
*Based on available data as of 6pm CT

Weekly Pediatric MIS-C Cases and Deaths

[Multisystem inflammatory syndrome in children \(MIS-C\)](#) is a rare but serious condition associated with COVID-19 that causes inflammation in many body parts, including the heart and other vital organs.

MIS-C* Cases and Deaths by Age Group through January 3, 2021, Mississippi

● MIS-C Cases ● MIS-C Deaths



Weekly High Case and High Incidence Counties

Tracking counties with recent high numbers of COVID-19 cases, adjusted for population, provides insight on where local outbreaks are most serious, and where protective measures should be increased. For more accurate reporting, these weekly charts include sample collection dates only up to seven days in the past to allow for case investigation and delays in lab test reports.

Cases counts in these charts is based on the date of illness onset. If the date of illness is not known, the date the test sample was taken, or the date of test result reporting is used instead. Counts are adjusted as cases are investigated.

Counties are ranked by highest weekly case counts, and by weekly incidence (cases proportional to population). A separate table ranking all counties is also available. **All tables updated weekly.**

► [Full tables of counties ranked by weekly incidence and cases](#) PDF

COVID-19 High Incidence MS Counties Over 2 Week Period (December 14-27, 2020*)

County	Cases (December 14-27)	Cases per 100,000 (December 14-27)	Cases to Date (through December 27)	Cases per 100,000 Total	Percent Change
JASPER	280	1709.1	1378	8411.2	26%
UNION	453	1572.1	2704	9384.0	20%
PONTOTOC	498	1547.8	3090	9604.0	19%
LOWNDES	893	1524.0	4236	7229.3	27%
BOLIVAR	454	1482.3	3312	10813.6	16%
CHICKASAW	247	1444.2	1558	9109.5	19%
ITAWAMBA	337	1440.8	2202	9414.3	18%
CALHOUN	204	1420.5	1136	7910.3	22%
LEAKE	323	1417.5	1994	8751.0	19%
WINSTON	248	1381.2	1812	10091.9	16%
TIPPAH	290	1317.3	1938	8803.1	18%
ATTALA	227	1249.0	1683	9260.5	16%

*based on available data as of 6pm CT
 Cases based on test date. Cases without test date excluded due to ongoing investigations.
 Table will be updated weekly. A one week lag is used for reporting.

COVID-19 High Case MS Counties Over 2 Week Period (December 14-27, 2020*)

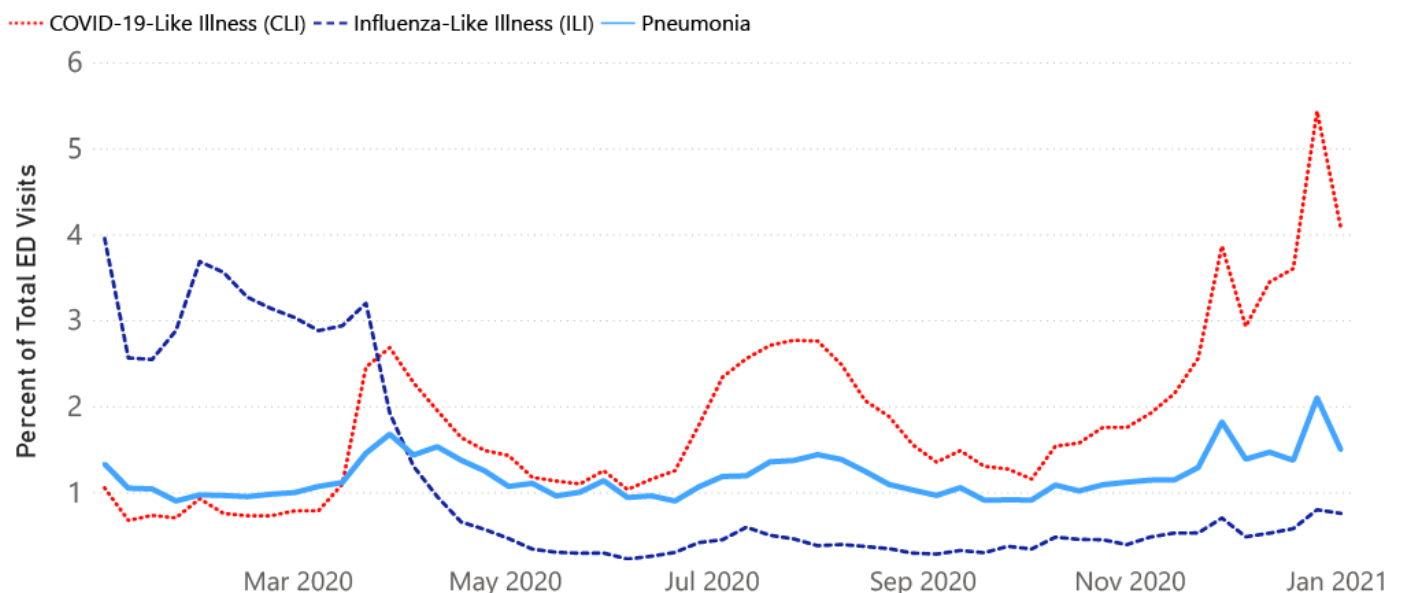
County	Cases (December 14-27)	Cases per 100,000 (December 14-27)	Cases to Date (through December 27)	Cases per 100,000 Total	Percent Change
DESOTO	2058	1112.8	14317	7741.2	17%
HINDS	1595	688.0	13668	5895.4	13%
HARRISON	1491	716.6	10435	5014.9	17%
RANKIN	1163	749.0	8539	5499.4	16%
JACKSON	1061	738.8	8585	5977.7	14%
LEE	1042	1219.6	7445	8714.1	16%
MADISON	991	932.5	6990	6577.5	17%
LOWNDES	893	1524.0	4236	7229.3	27%
JONES	637	935.4	5081	7461.3	14%
LAUDERDALE	553	746.0	4828	6513.3	13%
FORREST	529	706.3	5110	6822.7	12%
WASHINGTON	514	1170.6	4199	9563.0	14%

*based on available data as of 6pm CT
 Cases based on test date. Cases without test date excluded due to ongoing investigations.
 Table will be updated weekly. A one week lag is used for reporting.

Syndromic Surveillance

Emergency department visits by those with symptoms characteristic of COVID-19, influenza and pneumonia, updated weekly.

Percentage of Emergency Department and Clinic visits for CLI, ILI, and Pneumonia Cases Weekly Statewide Summary, January 4, 2020 - January 2, 2021



*The graph represents syndromic surveillance data from emergency department visits, reported electronically by hospitals throughout the state, that are consistent with COVID-19-Like Illness (CLI), Influenza-Like Illness (ILI), and Pneumonia. Based on available data as of 6pm CT. Graph will be updated weekly.

Estimated Recoveries

Presumed COVID-19 cases recovered, estimated weekly (does not include cases still under investigation).

COVID-19 Presumed Recovered Cases through January 3, 2021, Mississippi

182,103
Presumed Recovered*

*Reflects Provisional Estimates. Presumed Recovered if:

- 1) It has been 14 days or more since the case tested positive, if they were not hospitalized
- 2) It has been 21 days or more since the case tested positive, if they were hospitalized or hospitalization was unknown.

All deaths excluded. Presumed recovered counts will be updated weekly.

U.S. and World Cases

- ▶ [COVID-19 cases in the United States \(CDC\)](#)
- ▶ [U.S. COVID-19 Tracker \(CDC\)](#)
- ▶ [COVID-19 Global Case Map \(Johns Hopkins University\)](#)

COVID-19 Testing

Statewide Combined Testing as of January 2

COVID-19 testing providers around the state include commercial laboratories as well as hospital labs. Combined with testing done by the MSDH Public Health Laboratory, the figures provide a complete picture of all Mississippi testing. (Updated weekly)

PCR testing detects current, active COVID-19 infection in an individual.

Antibody (serology) testing identifies individuals with past COVID-19 infection based on antibodies they develop one to three weeks after infection.

Antigen testing is another way to identify current COVID-19 infection.

	Total tests	PCR	Antibody	Antigen
MSDH Public Health Laboratory	148,300	147,057	1,243	0
Other testing providers	1,738,236	1,188,416	63,078	486,742

Total tests for COVID-19 statewide	1,886,536	1,335,473	64,321	486,742
------------------------------------	------------------	------------------	---------------	----------------

MSDH Individuals Tested as of January 7

MSDH Public Health Laboratory (MPHL) testing totals as of 3 p.m. These totals are for tests performed at the MPHL only.

- Total individuals tested by the MPHL: **100,904**
- Total positive individuals from MPHL tests: **12,192**

Getting Tested for COVID-19

The MSDH Public Health Laboratory, its partners, and private providers are testing statewide for COVID-19.

Anyone with symptoms of fever, severe cough or severe chest pains – especially those who are older or in poor health – should make arrangements for testing with their doctor or one of the many healthcare providers now performing testing. Always call ahead to the testing provider for instructions on safely being examined before you visit for your test.

Free testing: Free drive-through testing sites are offered at county health departments on a weekly schedule by appointment.

- ▶ [Find a COVID-19 testing provider near you](#)
- ▶ [Free COVID-19 rapid testing schedule](#)

Prevention and Guidance for Individuals and the Community

- ▶ [Preventive steps to take, recommendations, guidance and general information on COVID-19](#)

Get COVID-19 e-mail updates daily with our free newsletter: [+](#)

Last reviewed on Mar 5,

2020

[error on this](#)

[email page](#)

[print](#)

Related resources

- ▶ [IT IS REAL: COVID-19 as Told by Survivors](#)
- ▶ [Free COVID-19 Testing and Local Testing Providers](#)
- ▶ [COVID-19 Guidance and Prevention for Individuals and the Community](#)
Updated December 22, 2020

More topics

- ▶ [\[Espanol, Tieng Viet, ASL \]](#)
- ▶ [County Data](#)
- ▶ [Diagnostic Testing EUA](#)
- ▶ [Handouts and Posters](#)
- ▶ [Healthcare Professionals](#)
- ▶ [Interactive Map and Charts](#)
- ▶ [Long-Term Care Outbreaks](#)
- ▶ [Prevention and Safety Guidance](#)
- ▶ [School Cases and Outbreaks](#)
- ▶ [Testing for COVID-19](#)
- ▶ [Vaccination Against COVID-19](#)

FREE

Community STD/HIV Education

Up-to-date information and
education for those living with
STDs or HIV, or fighting against it.

Sessions monthly

LEARN MORE

AGENCY

[About Us](#)

[Administration](#)

[Board of Health](#)

[County Offices](#)

[Institutional Review](#)

[Jobs](#)

[Locations](#)

[Public Health Laboratory](#)

[RFPs/Grants](#)

[More »](#)

[Intranet](#)

[OHIT+ER Service Center](#)

[Webmail](#)

INFORMATION

[Apps](#)

[Calendar of Events](#)

[Contact Us](#)

[Meetings](#)

[Health Resources](#)

[Hotlines](#)

[Locations](#)

[News](#)

[Newsletter](#)

[Phone Numbers](#)

[Español](#)

I NEED A ...

[Birth Certificate](#)

[Certificate of Need](#)

[Children's Health Insurance](#)

[Complaint Form](#)

Criminal History Check
Death Certificate
Divorce Record
Food Permit
Immunization Record
J-1 Visa
License Verification
Marriage Record
Professional License
Public Records Request
Wastewater Application

PUBLICATIONS

Annual Report
CON Weekly Reports
Health Facilities Directory
Mississippi Morbidity Reports
Public Health Report
State Health Plan
Strategic Plan
More »

Mississippi State Department of Health • 570 East Woodrow Wilson Dr • Jackson, MS 39216 • 866-HLTHY4U • Contact and information

