



## Coronavirus Disease 2019 (COVID-19)

*Updated January 10, 2021*

Mississippi COVID-19 Hotline (7 days a week, 7 a.m.–7 p.m.): **877-978-6453**

- **Local vaccination providers:** Local hospitals, health clinics and physicians in many areas are now offering COVID-19 vaccinations for those 75 and older. [Find out more »](#)
- **Drive-through sites:** MSDH will be adding more drive-through sites soon to accommodate the demand for vaccinations.
- **Scheduling a second dose:** You should be able to schedule your second dose of COVID-19 vaccine soon. Your second dose should come at least 21 days (Pfizer vaccine) or at least 28 days (Moderna) after your first vaccination. Scheduling exactly 21 or 28 days after your first dose is not necessary. [More about second doses »](#)
- **Reminders:** You should receive a text message reminder about your upcoming second dose, but you can also schedule a reminder with the [v-safe](#) app for your smartphone. [Find out more »](#)

---

## General Information

### COVID-19 vaccinations and Mississippi vaccination summary

- ▶ [Counties with mask mandates and gathering restrictions](#)
- ▶ [COVID-19 overview, questions and answers, and other resources](#)
- ▶ [COVID-19 and You: Video Q & A with State Health Officer Dr. Thomas Dobbs](#)
- ▶ [ASL, Spanish and Vietnamese materials](#)

## Healthcare Professionals

Guidance and more →

- ▶ [Healthcare guidance](#)
- ▶ [Electronic reporting](#)
- ▶ [Vaccine providers](#)
- ▶ [Specimens](#)
- ▶ [Lab dropoff](#)
- ▶ [Facilities guidance](#)
- ▶ [MS-HAN Alerts](#)

---

### ALL HEALTHCARE

## Current Cases and Statistics

County and state data →

- ▶ [Today's update](#)
- ▶ [County data reports](#)
- ▶ [State data charts](#)
- ▶ [Hospitalizations](#)
- ▶ [School and LTCF data](#)
- ▶ [Lab testing](#)
- ▶ [Recoveries](#)

---

### ALL STATISTICS

## Prevention, Testing and Guidance

Personal and community →

- ▶ [Getting tested](#)
- ▶ [Personal protection](#)
- ▶ [Gatherings and events](#)
- ▶ [Business and community](#)
- ▶ [School guidelines](#)
- ▶ [State agencies](#)
- ▶ [Vaccinations](#)

---

### ALL GUIDANCE

**Home isolation is mandatory if you have tested positive for COVID-19** by [order of the State Health Officer](#). (If you are awaiting results of routine testing *not* related to exposure, you may [return to work](#) and follow the safety guidance of your employer.)

**Quarantine is mandatory for household members** of someone who has COVID-19. Home quarantine permits working under certain circumstances.

[More about isolation and quarantine »](#)

## COVID-19 in Mississippi

### New Cases and Deaths as of January 9

#### NEW CASES

**2,214**

New COVID-19 positive test results reported to MSDH as of 6 p.m. yesterday.

#### NEW DEATHS

**22**

New COVID-19 related deaths reported to MSDH as of 6 p.m. yesterday. Nine deaths occurred between January 6 and January 9, 2021 in the counties below.

County	Total
Covington	1
DeSoto	2
Hinds	1
Lafayette	1
Leake	1
Madison	1
Oktibbeha	1
Tunica	1

13 COVID-19 related deaths occurred between December 23 and January 5, identified from death certificate reports.

County	Total
Carroll	2
Hinds	1
Jackson	1

County	Total
Jones	1
Lauderdale	1
Leake	1
Lowndes	1
Noxubee	1
Rankin	1
Sunflower	1
Tippah	2

## LTC OUTBREAKS

221

Current outbreaks in long-term care facilities only. (See [LTC facility outbreak definition.](#))

**About our case counts:** We currently update our case totals each day based on test results from the previous day. Outside laboratories also report positive test results to us, which are included in our totals. Multiple positive tests for the same individual are counted only once. County case numbers and deaths may change as investigation finds new or additional information.

## County COVID-19 Data

### Race and Ethnicity

- ▶ [Total COVID-19 cases and deaths by county, race and ethnicity](#) PDF  
Current and past data tables, updated daily

### Data Snapshots for Individual Counties

- ▶ [Weekly COVID-19 snapshots for each Mississippi county](#)

### High Cases and Incidence

- ▶ [Map of Mississippi counties by 7-day incidence](#)
- ▶ [Table of counties ranked by weekly cases and incidence](#)

### Cumulative Cases and Deaths by County

Totals of all reported COVID-19 cases, including those in long-term care (LTC) facilities.

**The numbers in this table are provisional.** County case numbers and deaths may change as investigation finds new or additional information. The data provided below is the most current available.

Long-term care cases and death totals will resume on Monday.

County	Total Cases	Total Deaths
Adams	1945	64
Alcorn	2479	45
Amite	940	25
Attala	1876	55
Benton	776	22
Bolivar	3828	101
Calhoun	1286	19
Carroll	1011	20
Chickasaw	1758	42
Choctaw	572	12
Claiborne	808	22
Clarke	1315	60
Clay	1496	31
Coahoma	2133	53
Copiah	2323	47
Covington	2030	69
De Soto	16277	154
Forrest	5705	110
Franklin	639	12
George	1880	37
Greene	1051	27
Grenada	2101	67
Hancock	2357	56
Harrison	12252	171 *
Hinds	15381	297
Holmes	1650	67
Humphreys	786	22
Issaquena	154	6
Itawamba	2496	56
Jackson	9625	167
Jasper	1594	31
<b>Total</b>	<b>239,082</b>	<b>5,167</b>

County	Total Cases	Total Deaths
Jefferson	508	17
Jefferson Davis	819	24
Jones	5900	102
Kemper	738	19
Lafayette	4684	88
Lamar	4585	61
Lauderdale	5490	174
Lawrence	973	17
Leake	2215	62
Lee	8448	133
Leflore	2906	104
Lincoln	2835	81
Lowndes	5034	99
Madison	7853	152
Marion	1970	69
Marshall	3241	63
Monroe	3380	96
Montgomery	1058	32
Neshoba	3213	148
Newton	1769	41
Noxubee	1062	21
Oktibbeha	3784	79
Panola	3480	73
Pearl River	3026	89
Perry	958	31
Pike	2465	75
Pontotoc	3458	49
Prentiss	2343	47
Quitman	643	7
Rankin	9979	187
Scott	2326	42
Sharkey	412	17
<b>Total</b>	<b>239,082</b>	<b>5,167</b>

County	Total Cases	Total Deaths
Simpson	2243	66
Smith	1140	20
Stone	1354	18
Sunflower	2702	68
Tallahatchie	1336	33
Tate	2564	58
Tippah	2242	45
Tishomingo	1738	56
Tunica	813	21
Union	3256	54
Walthall	1079	36
Warren	3236	88
Washington	4639	119
Wayne	1881	27
Webster	871	23
Wilkinson	560	24
Winston	1945	59
Yalobusha	1102	34
Yazoo	2302	52
<b>Total</b>	<b>239,082</b>	<b>5,167</b>

\* **Note:** One death in Harrison County was counted in error, and has been removed.

## Case Classifications

Mississippi investigates and reports both probable and confirmed cases and deaths according to the [CSTE case definition](#).

	Confirmed	Probable	Total
Cases	157,690	81,392	<b>239,082</b>
Deaths	3,988	1,179	<b>5,167</b>

Confirmed cases and deaths are generally determined by positive PCR tests, which detect the presence of ongoing coronavirus infection.

Probable cases are those who test positive by other testing methods such as antibody or antigen, and have recent symptoms consistent with COVID-19, indicating a recent infection.

Probable deaths are those individuals with a designation of COVID-19 as a cause of death on the death certificate, but where no confirmatory testing was performed.

## Deaths from COVID-19 and Other Causes

This table of death counts compares COVID-19 deaths in Mississippi by week with deaths from other major causes, including contributing and underlying causes.

▶ [Mississippi Provisional Death Counts by Week](#)

Updated weekly

## K-12 School Report

Mississippi K-12 schools make weekly reports of cases among students, teachers and staff, number of outbreaks, and teachers and students under quarantine as a result of COVID-19 exposure. An outbreak in a school setting is defined as 3 or more individuals diagnosed with COVID-19 in the same group within a 14-day period.

*Note:* These cases have been directly reported to MSDH by each school, and may not yet have appeared in our state and county totals of cases reported by laboratories.

▶ [K-12 reports of COVID-19 school cases, outbreaks and exposure](#)

Updated weekly

## Long-Term Care Facility Cases and Outbreaks

Long-term care (LTC) facilities like nursing homes are considered high risk locations because their residents are older or in poor health. A single confirmed COVID-19 infection in an LTC facility resident, or more than one infection in employees or staff in a 14-day period constitutes an outbreak. Residential care facilities also represent group living facilities where COVID-19 can be easily spread. We investigate residents, staff and close contacts of infected individuals for possible exposure.

**These outbreak figures are reported directly to MSDH by the facility.** Many of the cases and deaths reported by facilities may not yet be included in our totals of lab-reported cases.

▶ [Mississippi COVID-19 cases and deaths in long-term care facilities](#) PDF

Long-term care facilities include nursing homes, personal care homes, assisted living homes, and intermediate care facilities for individuals with intellectual disability (ICF-IID)

▶ [Mississippi COVID-19 cases and deaths in residential care facilities](#) PDF

Residential care facilities include psychiatric or chemical dependency residential treatment centers and long-term acute care facilities.

## Ongoing Outbreaks in Nursing Homes

Data such as illness in residents and staff, deaths in residents, as well as a number of other data elements are now publicly available on the website of the Centers for Medicare and Medicaid (CMS). MSDH is providing the following links to view this data, which is reported directly by nursing homes and is updated daily.

**Note:** Cases and deaths listed on the CMS website may not have appeared yet in our county totals, which are based on reports from testing laboratories.

▶ [Search for nursing home COVID-19 data](#)

▶ [About the CMS COVID-19 dataset](#)

▶ [CMS state and national COVID-19 nursing home data](#)

---

## Mississippi COVID-19 Data Charts and Maps

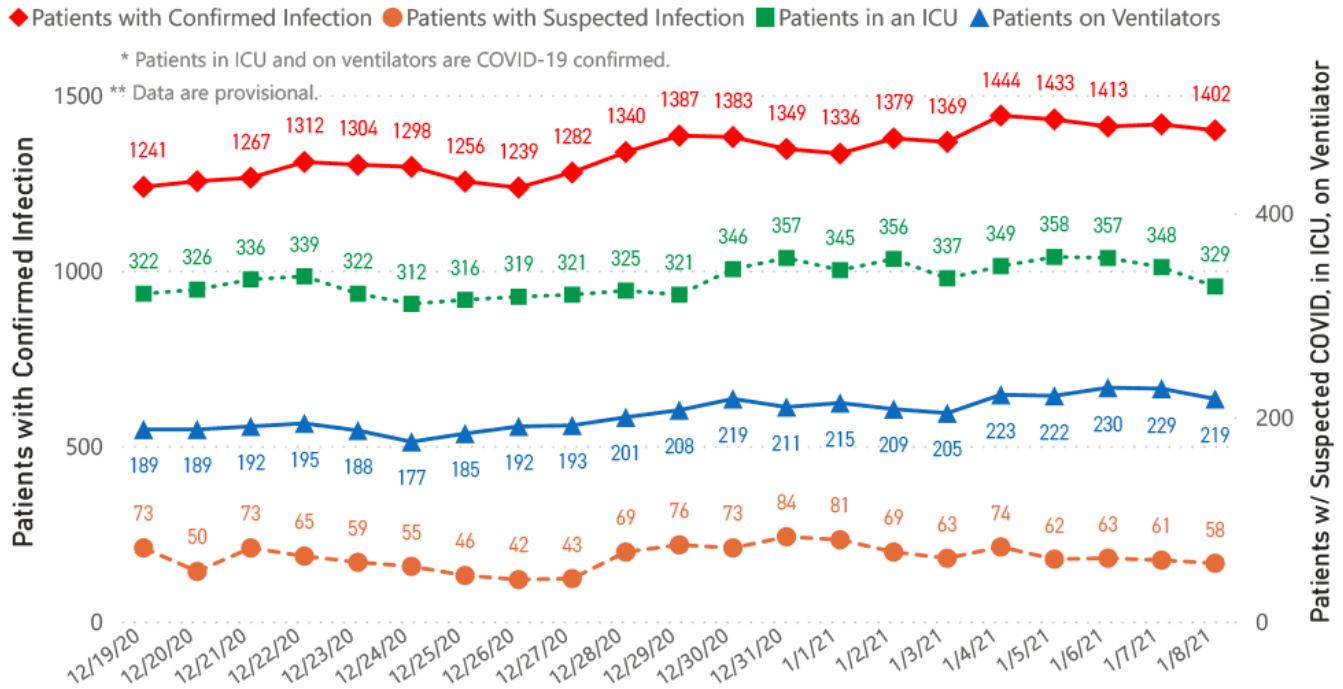
All data reports below are updated as they become available.



# Hospitalizations and Bed Availability

[View interactive hospitalization charts](#)

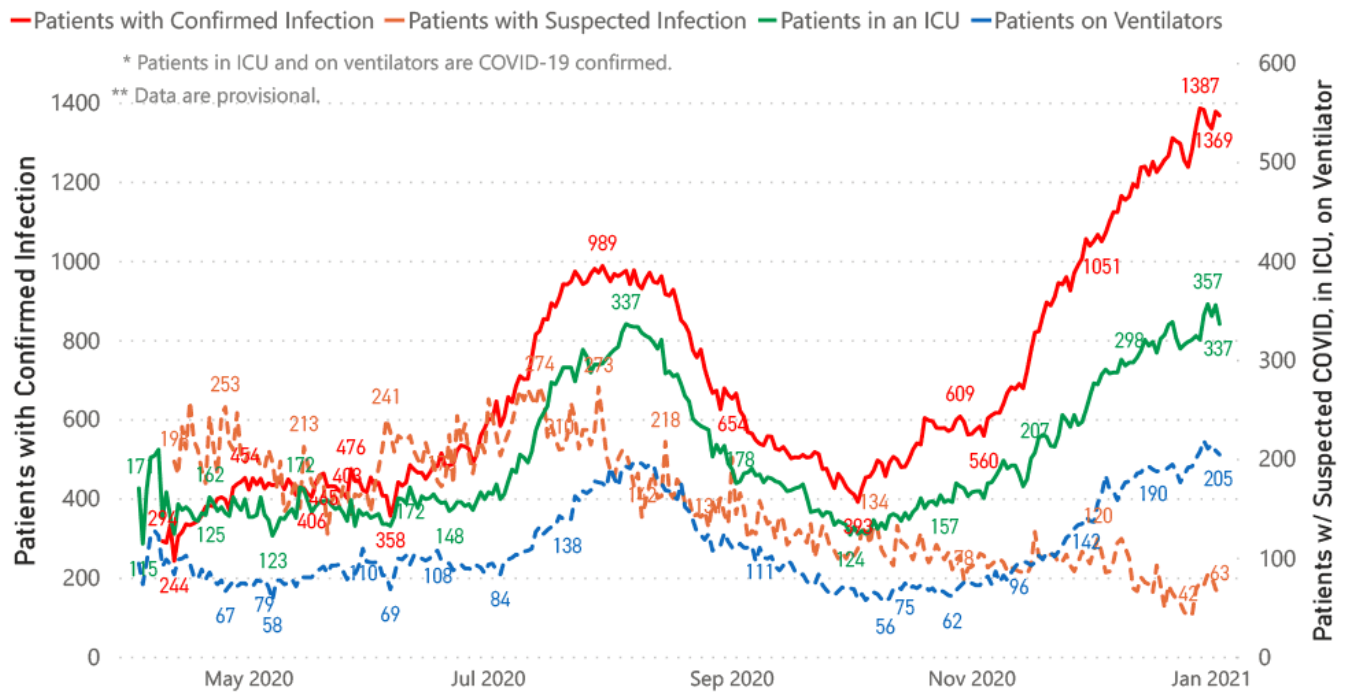
## COVID-19 Hospitalizations Reported by MS Hospitals, 12/19/20-1/8/21 \*\*, \*\*



## Hospitalization and ICU Use to Date

Updated weekly

## COVID-19 Hospitalizations Trends, Reported by MS Hospitals as of 1/3/21 \*,\*\*



### Daily Case Maps

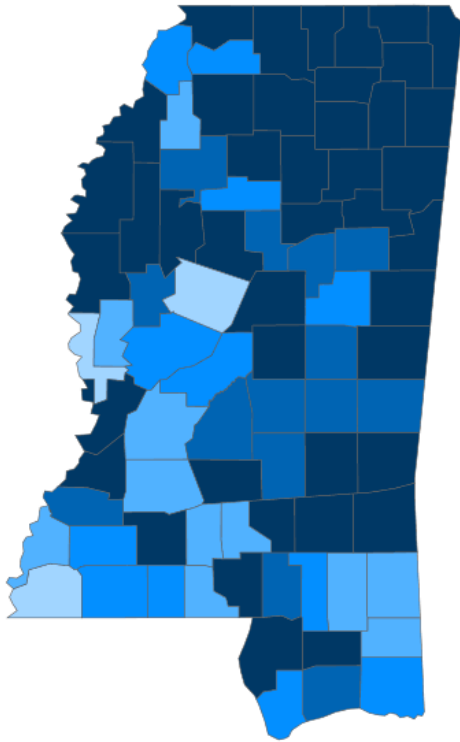
▶ [View all interactive maps](#)

### Recent COVID-19 Activity

The chart below shows counties according to COVID-19 incidence (cases by population) over the last 7 days.

▶ [See also: Weekly county incidence tables](#)

## Mississippi COVID-19 Cases Incidence Rate \* as of January 8, 2021



● <50.0 ● 50.0 to 60.0 ● 60.0 to 70.0 ● 70.0 to 80.0 ● >80.0

\* Based on average daily new cases of past 7 days per 100,000 population.

7 Day Average  
New Cases

**2,370.1**

Cumulative Cases

**236,868**

7 Day Average  
Incidence Rate \*

**81.2**

2019 Estimated Population

**2,976,149**

County	Incidence Rate	New Cases (7-Day Avg)	2019 Est. Population	Mask Mandate Status	Mask Mandate Started	Mask Mandate Ended
Bolivar	149.7	45.9	30,628	Active	11/24/20	
Union	147.7	42.6	28,815	Active	11/24/20	
Sunflower	136.0	34.1	25,110	None		
Benton	133.2	11.0	8,259	Active	10/26/20	
Lowndes	115.3	67.6	58,595	Active	11/24/20	
Monroe	113.1	39.9	35,252	None		
Leflore	111.0	31.3	28,183	Active	11/11/20	
Tippah	111.0	24.4	22,015	Active	11/24/20	
Noxubee	109.7	11.4	10,417	None		
Wayne	105.5	21.3	20,183	None		

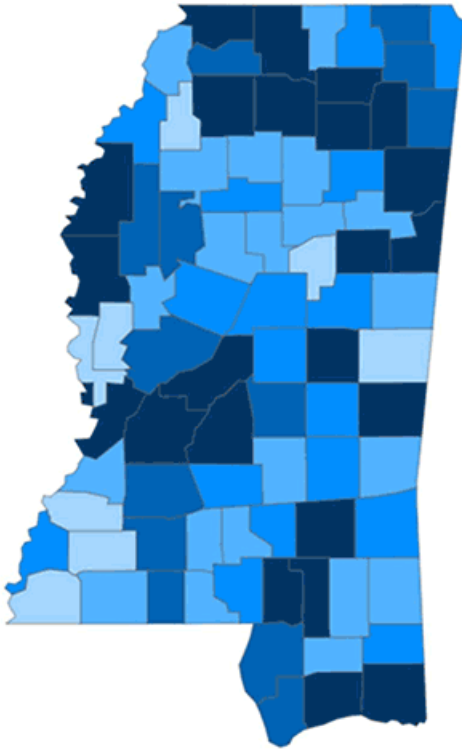
### Cumulative COVID-19 Cases

Total cases and deaths by county since the start of the pandemic.

▶ [See also: Weekly estimate of recoveries](#)

Mississippi COVID-19  
Cases and Deaths by Race with Ethnicity  
as of 6 pm CT, January 8, 2021

Total Cases  
**236,868**



	American Indian or Alaska Native	Asian	Black	White	Other	Unknown
Non Hispanic	919	748	63,860	87,370	2,325	1,615
Hispanic	40	27	286	1,609	2,785	475
Unknown Ethnicity	886	271	15,493	22,806	6,350	29,003

Total Deaths  
**5,146**

	American Indian or Alaska Native	Asian	Black	White	Other	Unknown
Non Hispanic	74	9	1,840	2,271	27	10
Hispanic	1	0	7	26	16	1
Unknown Ethnicity	21	7	272	395	45	124

● 1 to 750 ● 751 to 1500 ● 1501 to 2250 ● 2251 to 3000 ● >3000

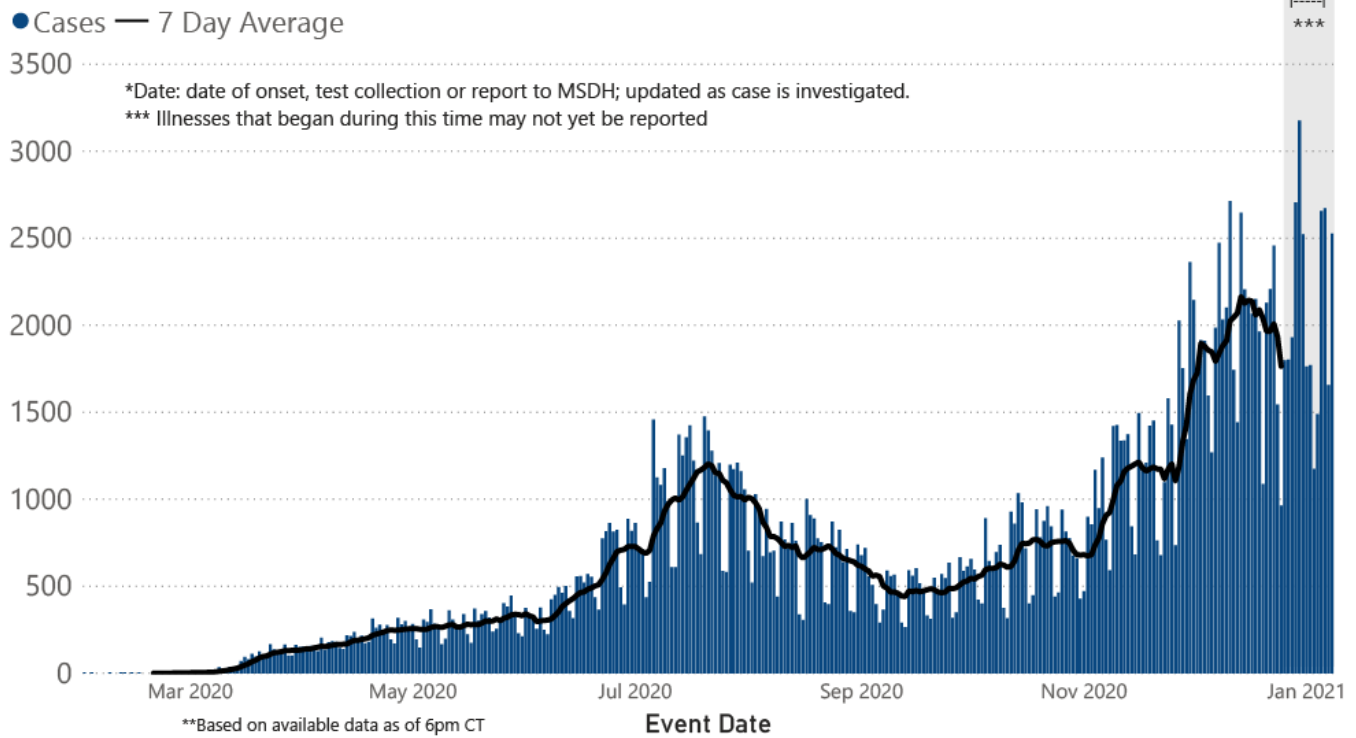
### Daily Statewide Data Charts

Our state case map and other data charts are also available in interactive form.

▶ [View interactive epidemiological and surveillance charts](#)

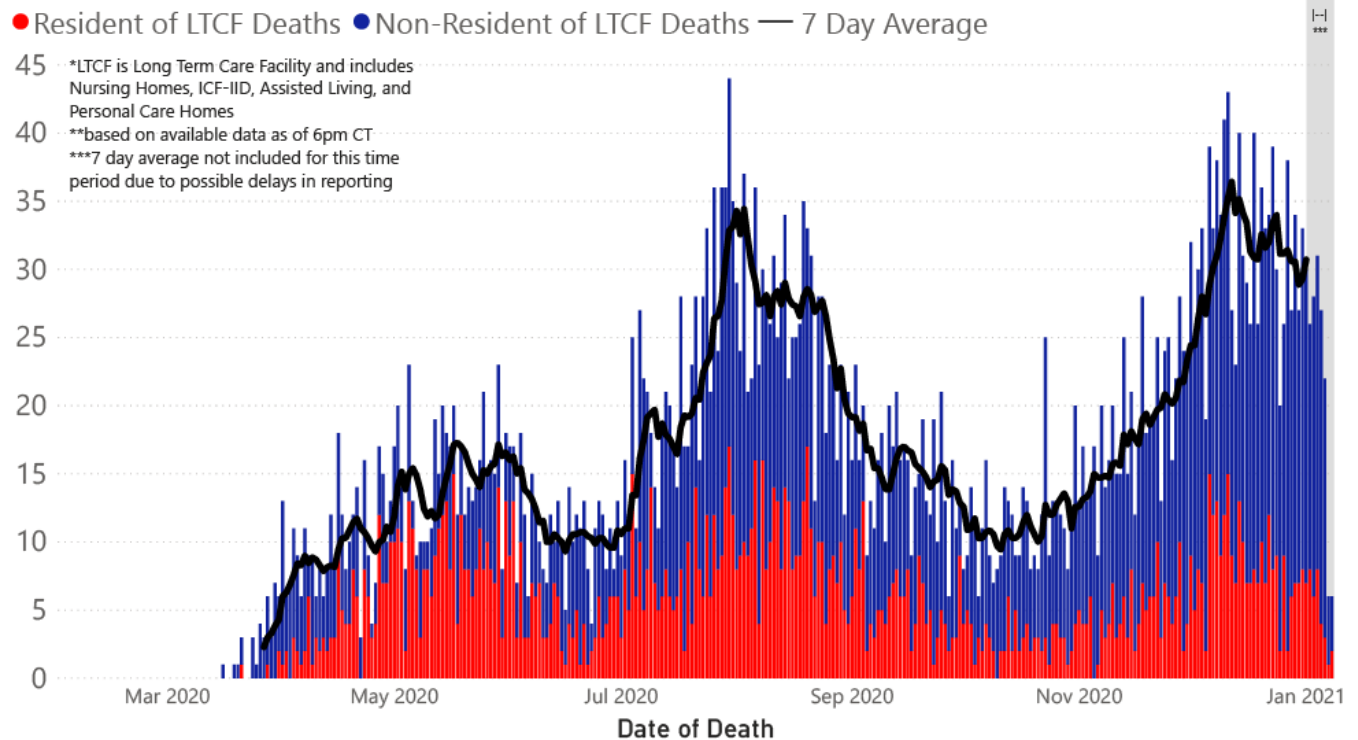
The charts below are based on available data at the time of publication. Charts do **not** include cases where insufficient details of the case are known.

## COVID-19 Cases by Date\* through January 8, 2021\*\*, Mississippi

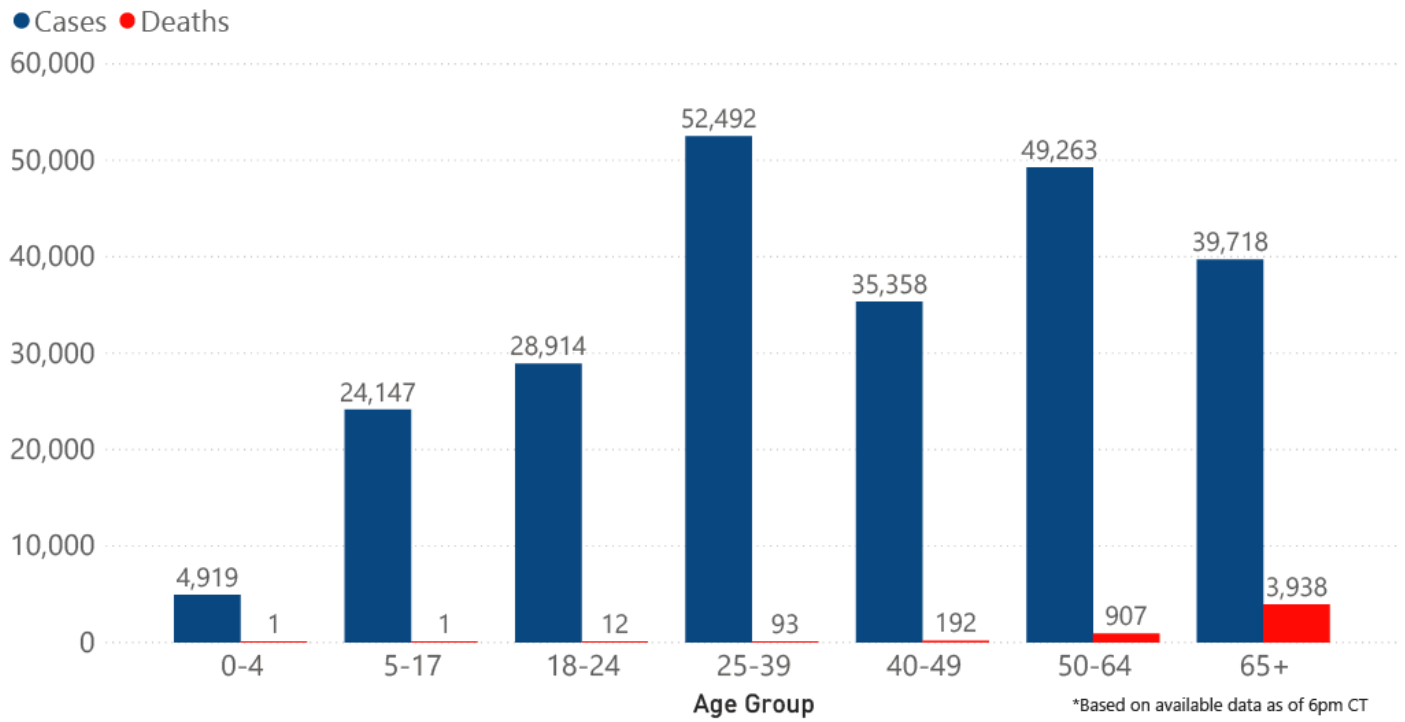


**Note:** Values up to two weeks in the past on the chart of Cases by Date above can change as we update it with new information from disease investigation.

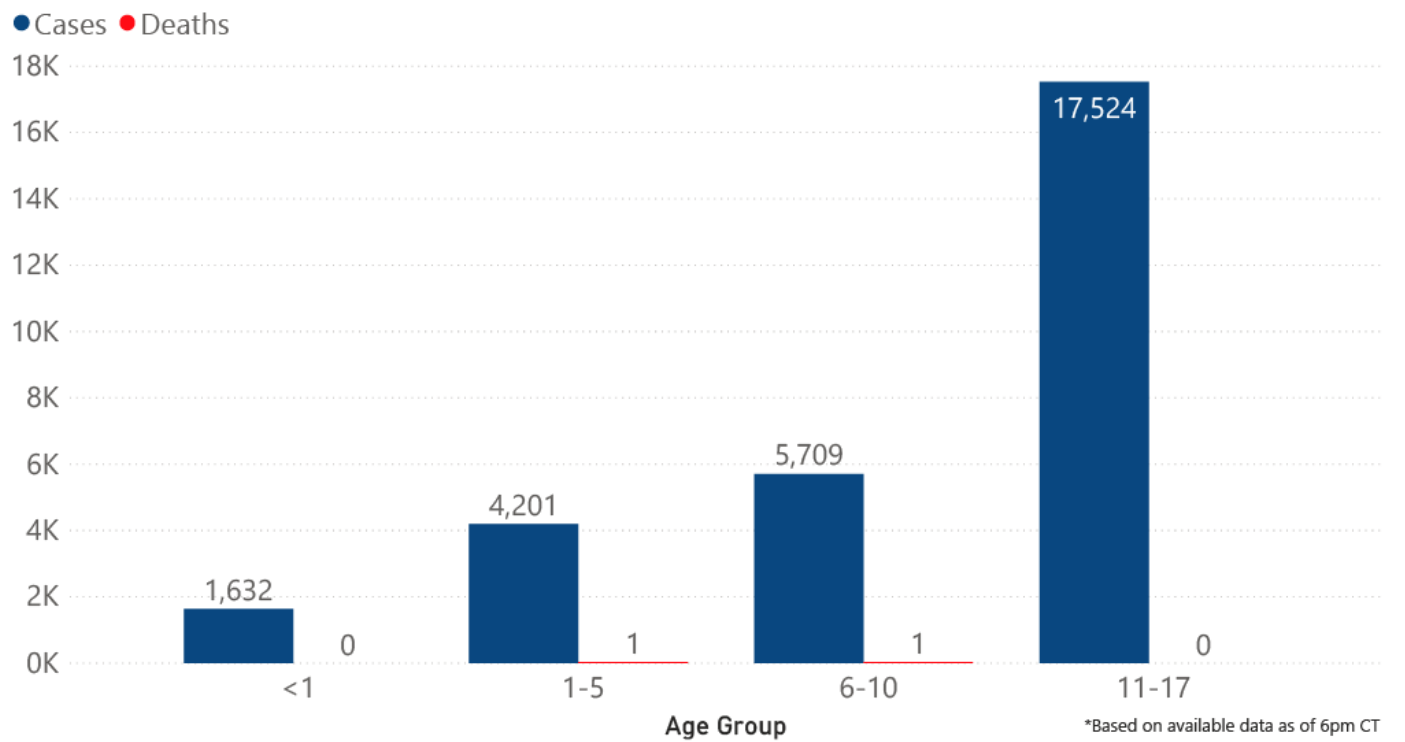
## COVID-19 LTCF\* and Non-LTCF Deaths by Date of Death through January 8, 2021\*\*, Mississippi



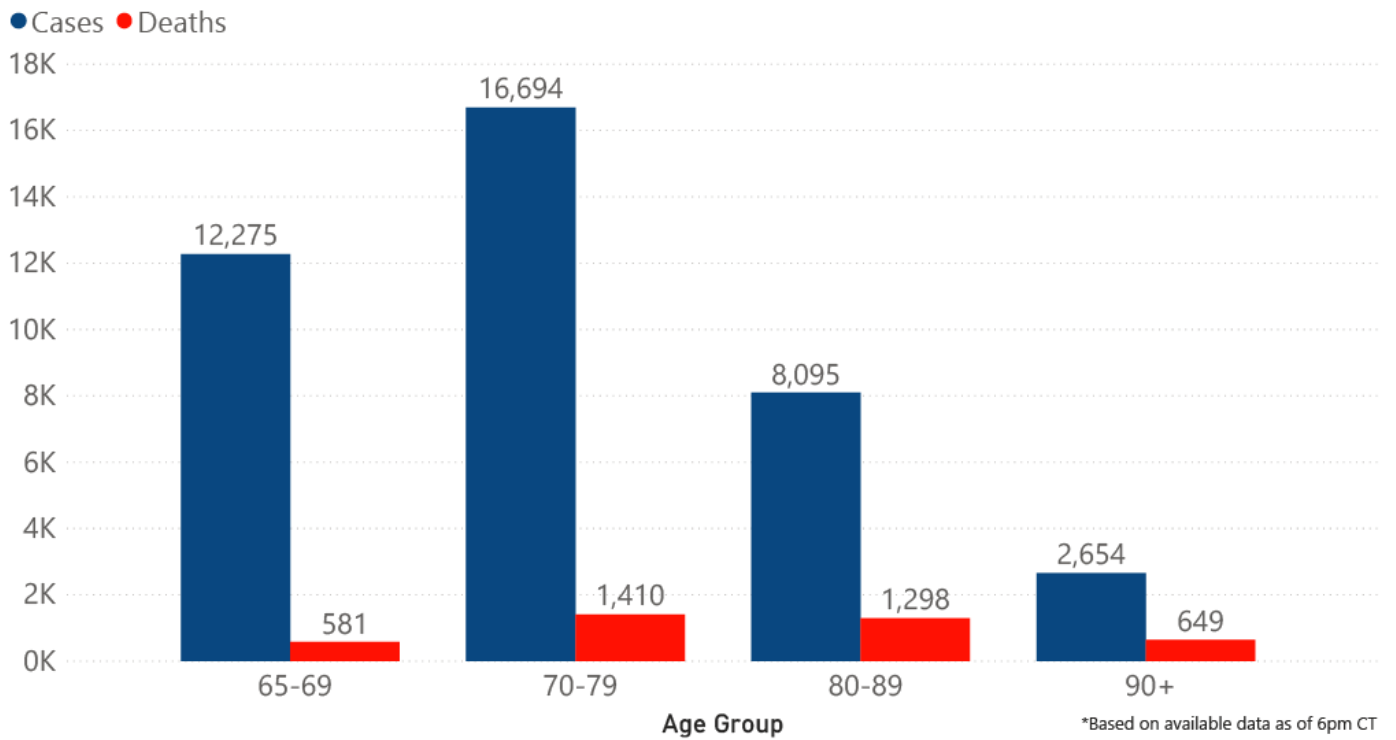
### COVID-19 Cases and Deaths by Age Group through January 8, 2021\*, Mississippi



### COVID-19 Pediatric Cases and Deaths by Age Group through January 8, 2021\*, Mississippi

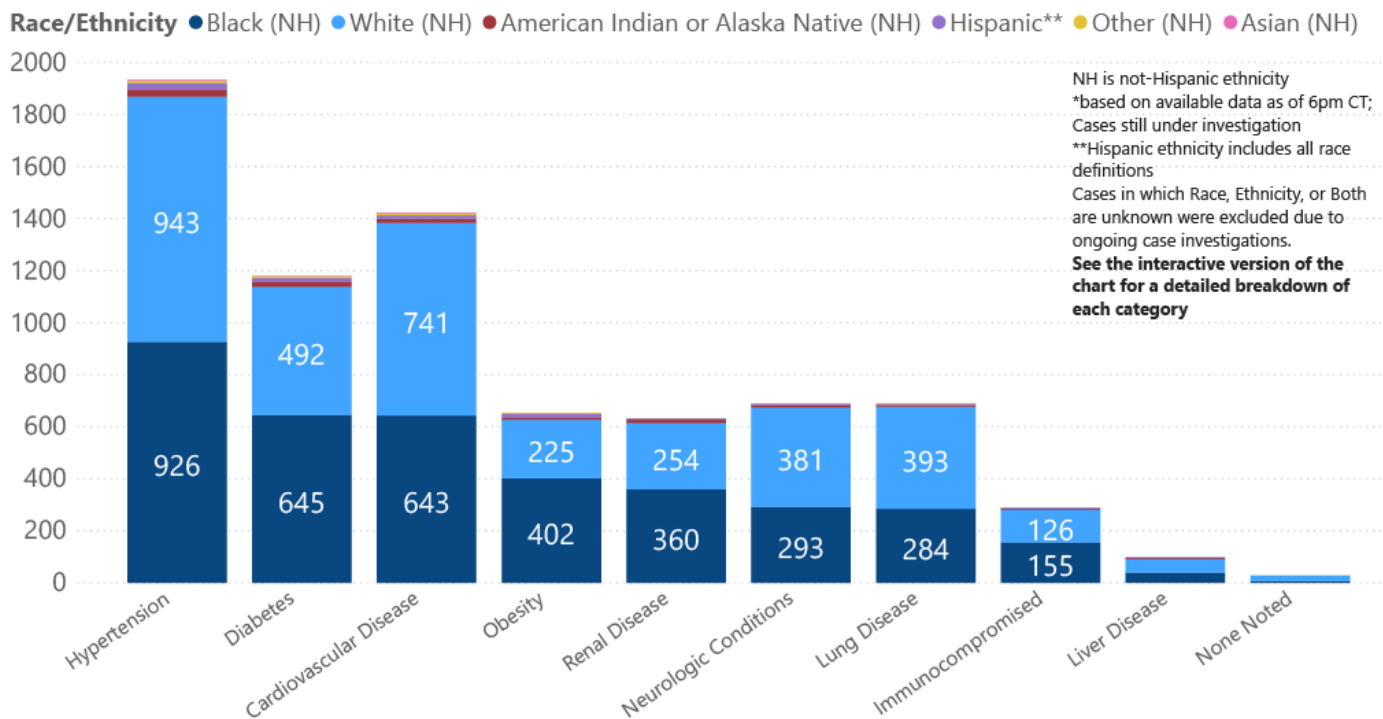


## COVID-19 Geriatric Cases and Deaths by Age Group through January 8, 2021\*, Mississippi

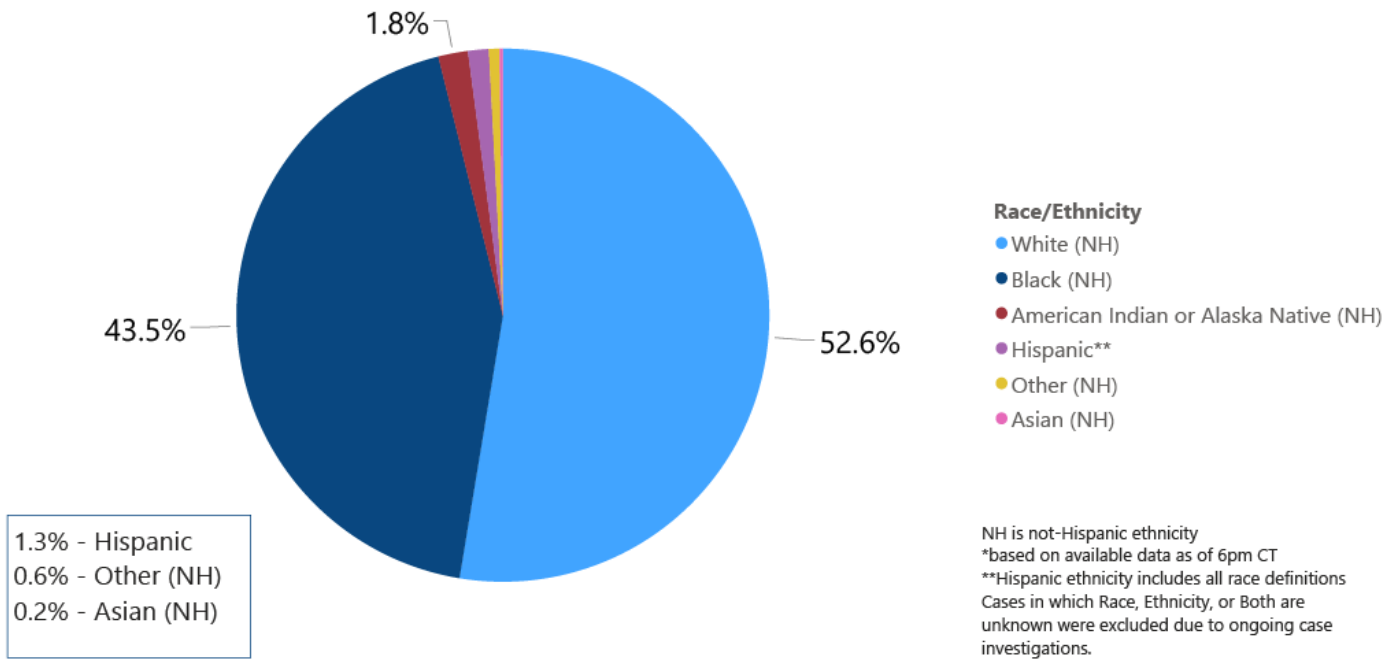


## Weekly Statewide Data Summaries

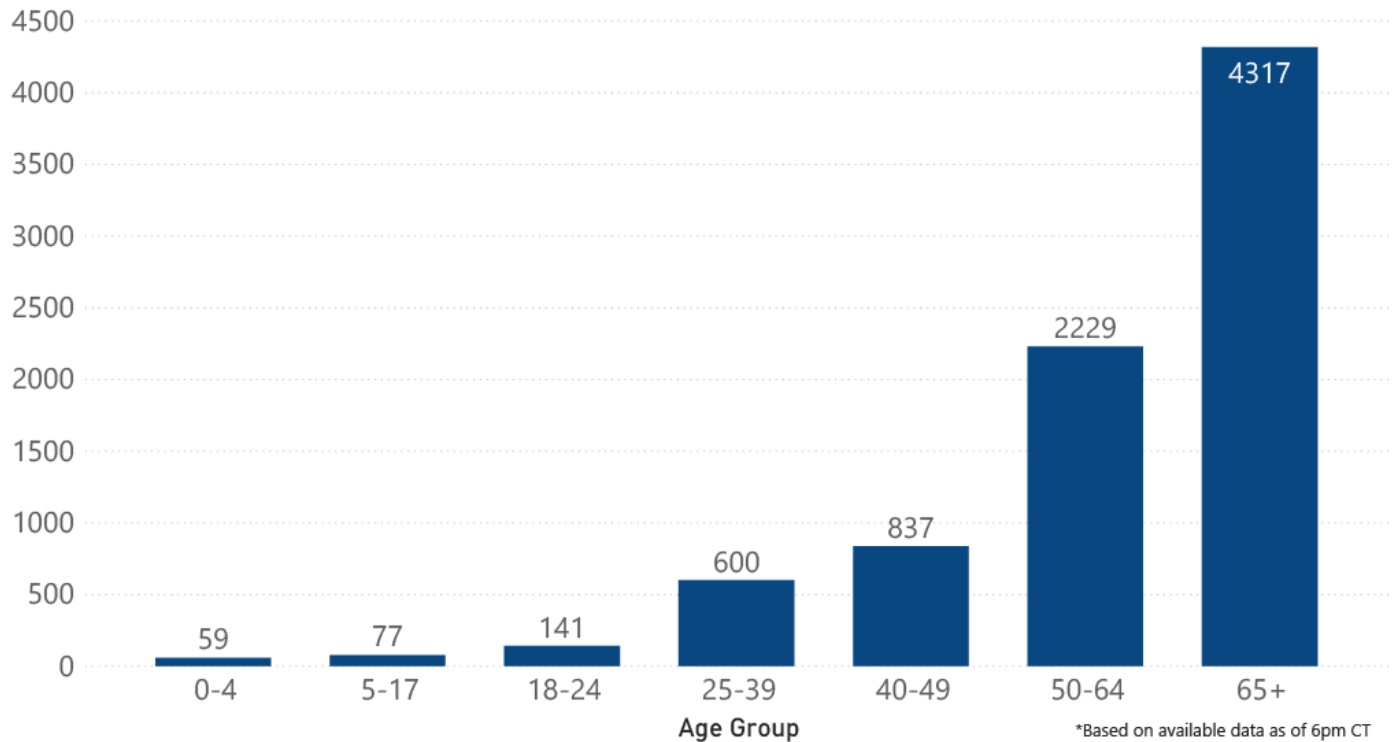
### COVID-19 Underlying Conditions in Deaths by Race/Ethnicity through January 3, 2021\*, Mississippi



## COVID-19 Deaths by Race/Ethnicity through January 3, 2021\*, Mississippi

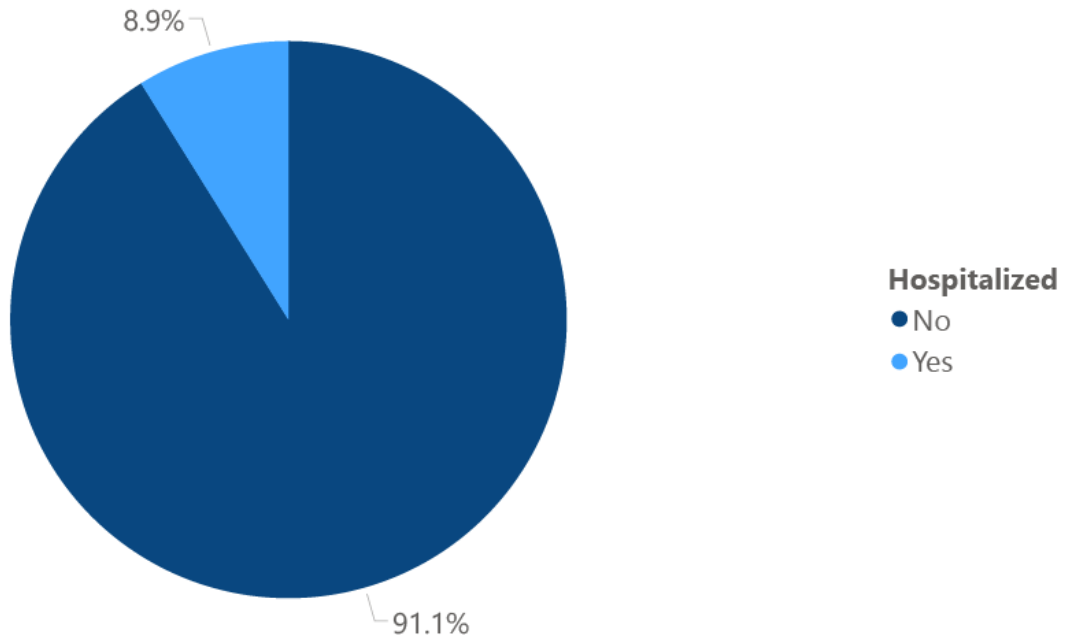


## COVID-19 Hospitalized Cases by Age through January 3, 2021\*, Mississippi



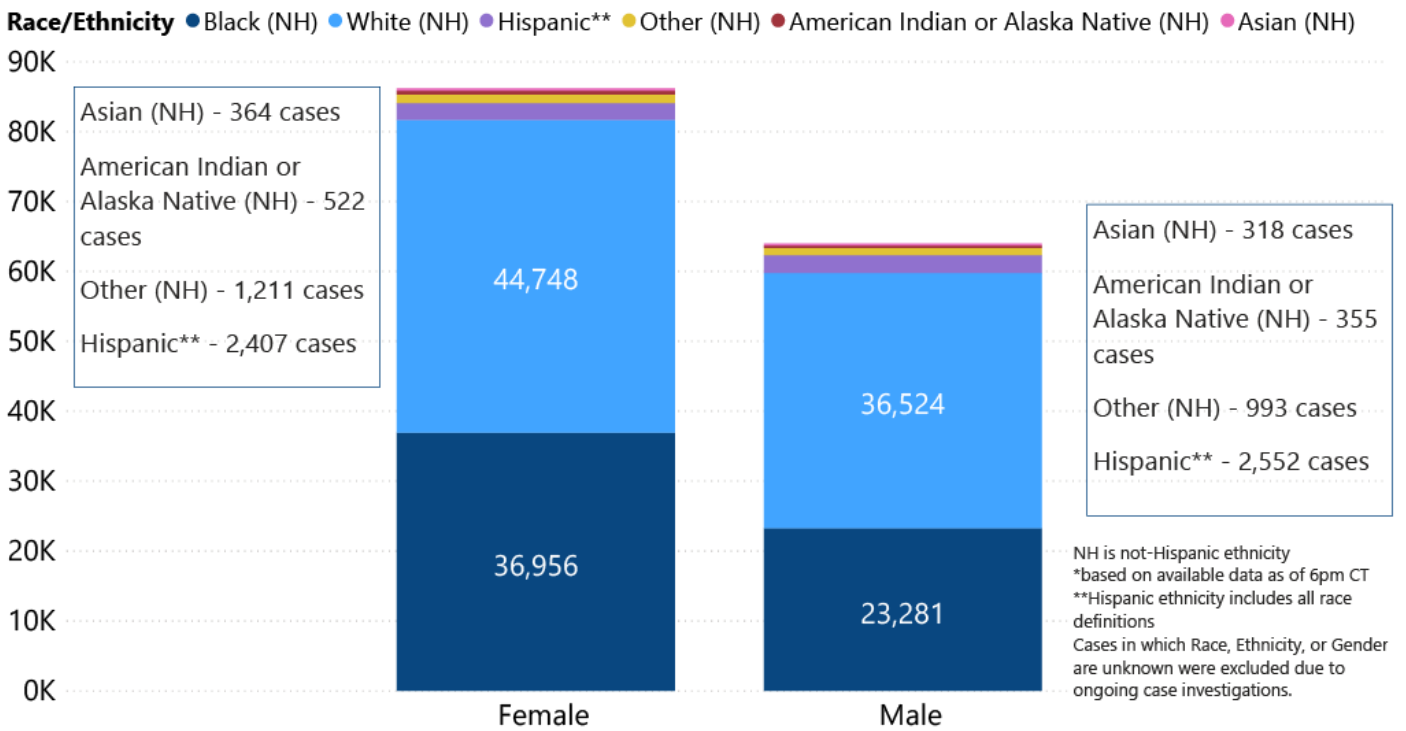


COVID-19 Cumulative Hospitalizations-Invstigated Cases January 3, 2021 \*



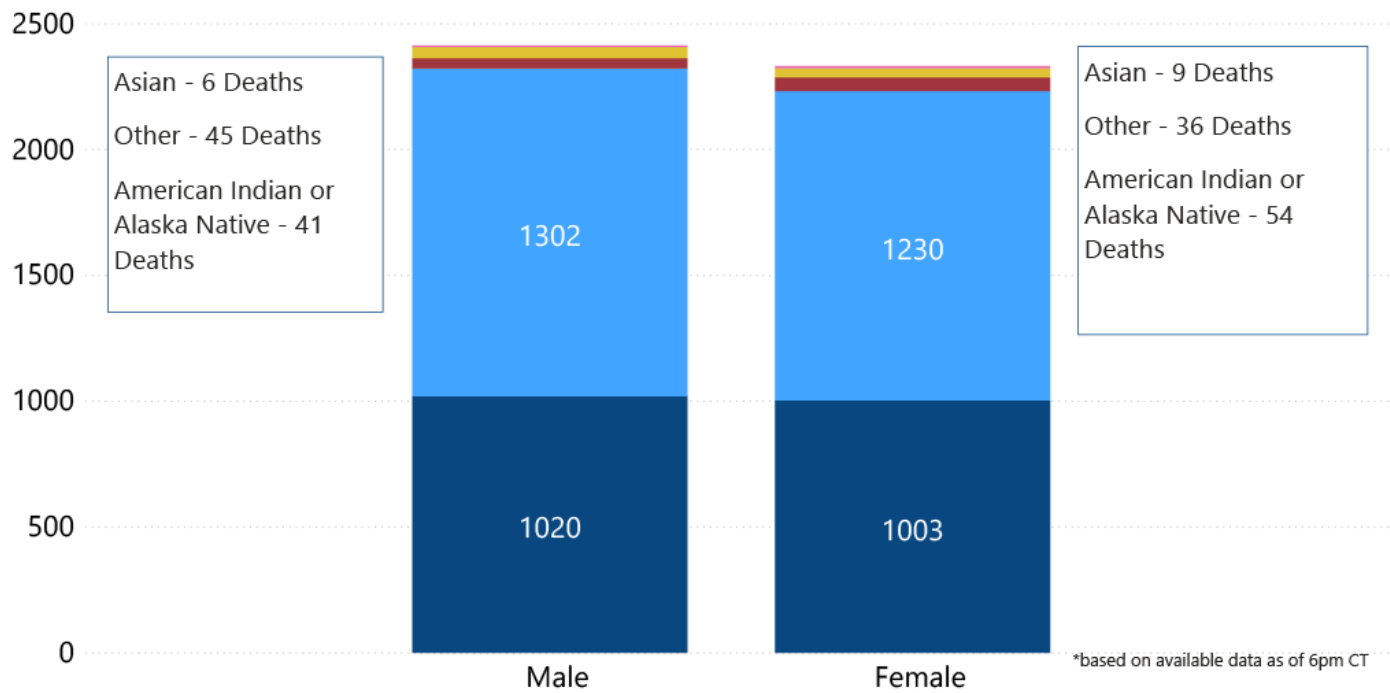
\* Cases in which hospitalization is unknown were excluded due to ongoing case investigations; based on available data as of 6 pm CT

COVID-19 Cases by Race/Ethnicity and Gender through January 3, 2021\*, Mississippi

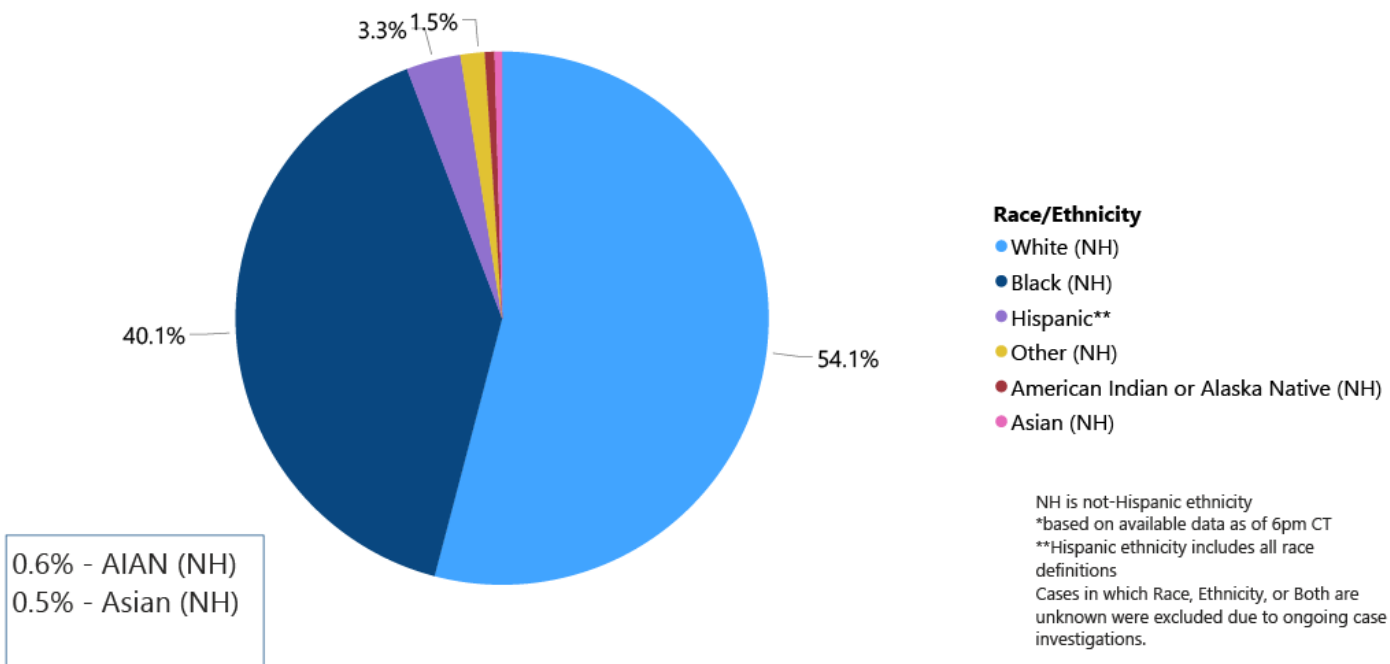


## COVID-19 Deaths by Race and Gender through January 3, 2021\*, Mississippi

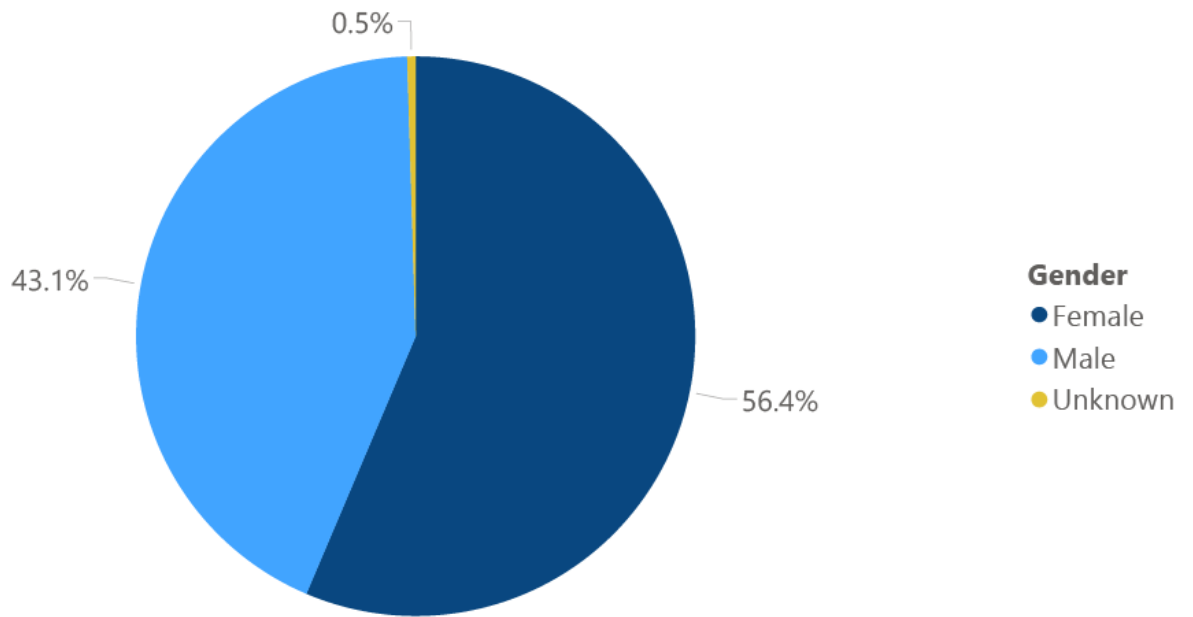
**Race** ● Black ● White ● American Indian or Alaska Native ● Other ● Asian



## COVID-19 Cases by Race/Ethnicity through January 3, 2021\*, Mississippi



## COVID-19 Cases by Gender through January 3, 2021\*, Mississippi



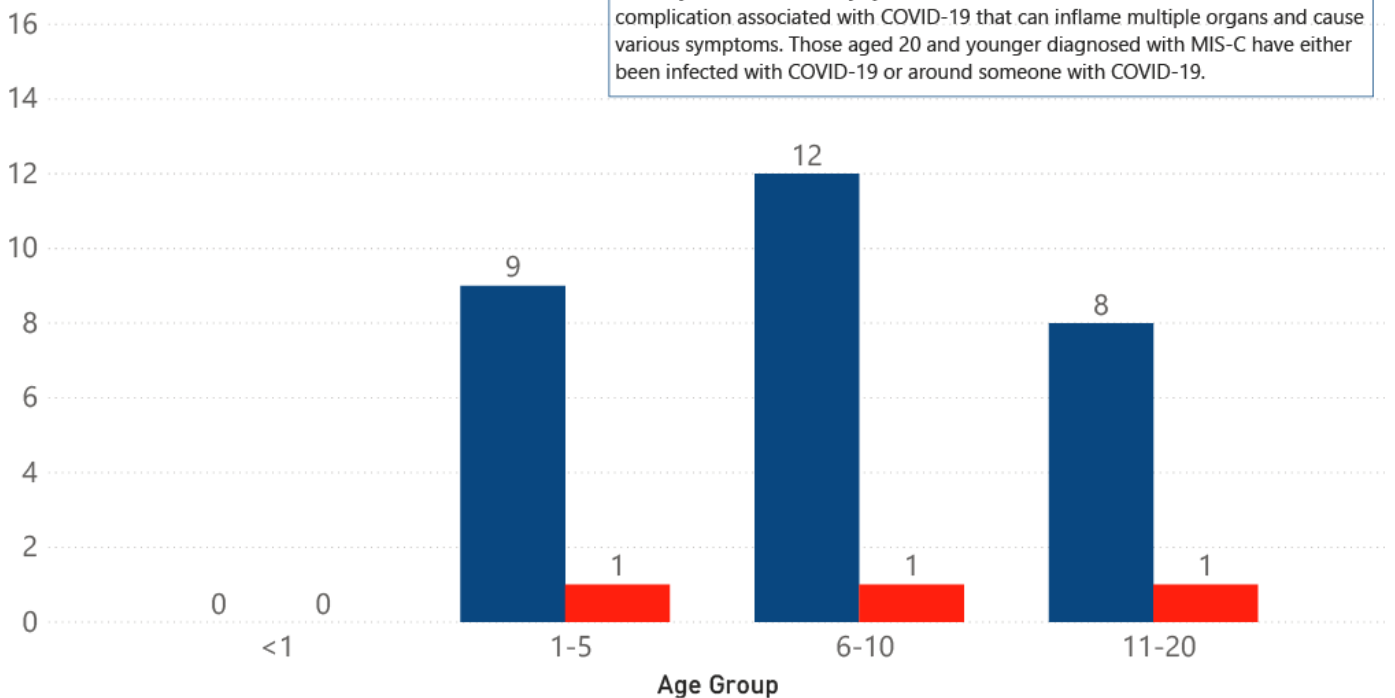
\*Based on available data as of 6pm CT

## Weekly Pediatric MIS-C Cases and Deaths

[Multisystem inflammatory syndrome in children \(MIS-C\)](#) is a rare but serious condition associated with COVID-19 that causes inflammation in many body parts, including the heart and other vital organs.

## MIS-C\* Cases and Deaths by Age Group through January 3, 2021, Mississippi

● MIS-C Cases ● MIS-C Deaths



\*Multisystem inflammatory syndrome in children (MIS-C): A rare but serious complication associated with COVID-19 that can inflame multiple organs and cause various symptoms. Those aged 20 and younger diagnosed with MIS-C have either been infected with COVID-19 or around someone with COVID-19.

## Weekly High Case and High Incidence Counties

Tracking counties with recent high numbers of COVID-19 cases, adjusted for population, provides insight on where local outbreaks are most serious, and where protective measures should be increased. For more accurate reporting, these weekly charts include sample collection dates only up to seven days in the past to allow for case investigation and delays in lab test reports.

Cases counts in these charts is based on the date of illness onset. If the date of illness is not known, the date the test sample was taken, or the date of test result reporting is used instead. Counts are adjusted as cases are investigated.

Counties are ranked by highest weekly case counts, and by weekly incidence (cases proportional to population). A separate table ranking all counties is also available. **All tables updated weekly.**

► [Full tables of counties ranked by weekly incidence and cases](#) PDF

### COVID-19 High Incidence MS Counties Over 2 Week Period (December 14-27, 2020\*)

County	Cases (December 14-27)	Cases per 100,000 (December 14-27)	Cases to Date (through December 27)	Cases per 100,000 Total	Percent Change
JASPER	280	1709.1	1378	8411.2	26%
UNION	453	1572.1	2704	9384.0	20%
PONTOTOC	498	1547.8	3090	9604.0	19%
LOWNDES	893	1524.0	4236	7229.3	27%
BOLIVAR	454	1482.3	3312	10813.6	16%
CHICKASAW	247	1444.2	1558	9109.5	19%
ITAWAMBA	337	1440.8	2202	9414.3	18%
CALHOUN	204	1420.5	1136	7910.3	22%
LEAKE	323	1417.5	1994	8751.0	19%
WINSTON	248	1381.2	1812	10091.9	16%
TIPPAH	290	1317.3	1938	8803.1	18%
ATTALA	227	1249.0	1683	9260.5	16%

\*based on available data as of 6pm CT  
 Cases based on test date. Cases without test date excluded due to ongoing investigations.  
 Table will be updated weekly. A one week lag is used for reporting.

## COVID-19 High Case MS Counties Over 2 Week Period (December 14-27, 2020\*)

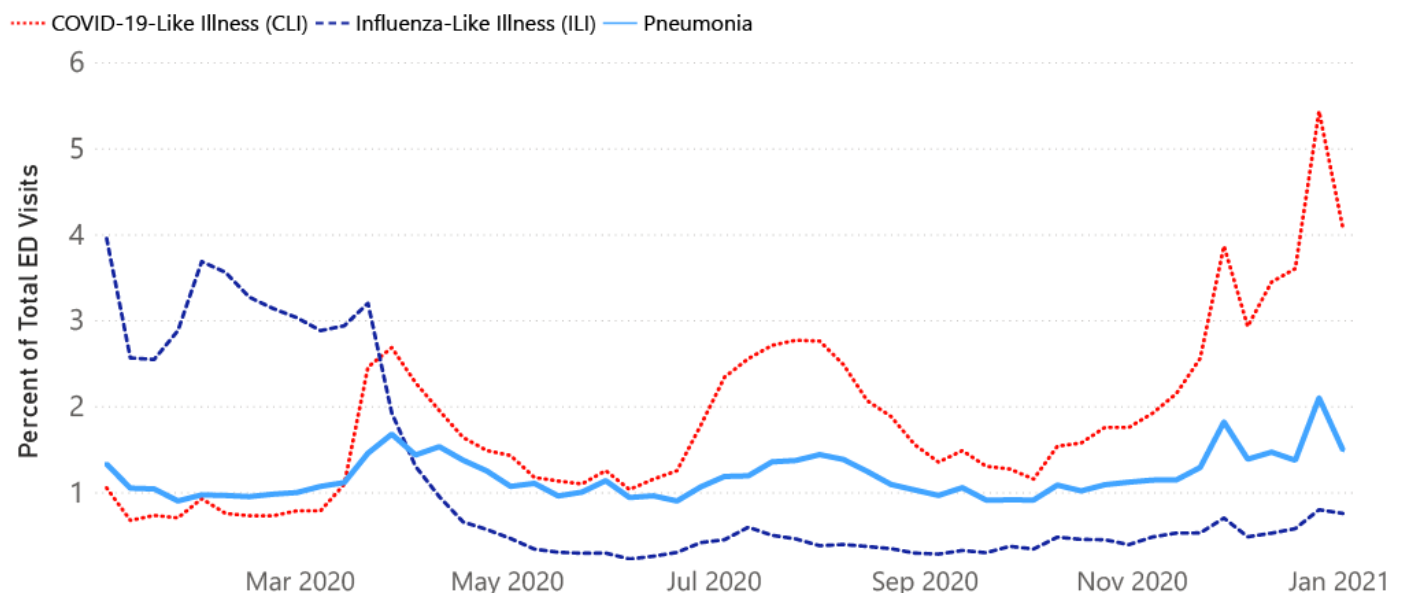
County	Cases (December 14-27)	Cases per 100,000 (December 14-27)	Cases to Date (through December 27)	Cases per 100,000 Total	Percent Change
DESOTO	2058	1112.8	14317	7741.2	17%
HINDS	1595	688.0	13668	5895.4	13%
HARRISON	1491	716.6	10435	5014.9	17%
RANKIN	1163	749.0	8539	5499.4	16%
JACKSON	1061	738.8	8585	5977.7	14%
LEE	1042	1219.6	7445	8714.1	16%
MADISON	991	932.5	6990	6577.5	17%
LOWNDES	893	1524.0	4236	7229.3	27%
JONES	637	935.4	5081	7461.3	14%
LAUDERDALE	553	746.0	4828	6513.3	13%
FORREST	529	706.3	5110	6822.7	12%
WASHINGTON	514	1170.6	4199	9563.0	14%

\*based on available data as of 6pm CT  
 Cases based on test date. Cases without test date excluded due to ongoing investigations.  
 Table will be updated weekly. A one week lag is used for reporting.

## Syndromic Surveillance

Emergency department visits by those with symptoms characteristic of COVID-19, influenza and pneumonia, updated weekly.

### Percentage of Emergency Department and Clinic visits for CLI, ILI, and Pneumonia Cases Weekly Statewide Summary, January 4, 2020 - January 2, 2021



\*The graph represents syndromic surveillance data from emergency department visits, reported electronically by hospitals throughout the state, that are consistent with COVID-19-Like Illness (CLI), Influenza-Like Illness (ILI), and Pneumonia. Based on available data as of 6pm CT. Graph will be updated weekly.

## Estimated Recoveries

Presumed COVID-19 cases recovered, estimated weekly (does not include cases still under investigation).

## COVID-19 Presumed Recovered Cases through January 3, 2021, Mississippi

**182,103**  
Presumed Recovered\*

\*Reflects Provisional Estimates. Presumed Recovered if:

- 1) It has been 14 days or more since the case tested positive, if they were not hospitalized
- 2) It has been 21 days or more since the case tested positive, if they were hospitalized or hospitalization was unknown.

All deaths excluded. Presumed recovered counts will be updated weekly.

## U.S. and World Cases

- ▶ [COVID-19 cases in the United States \(CDC\)](#)
- ▶ [U.S. COVID-19 Tracker \(CDC\)](#)
- ▶ [COVID-19 Global Case Map \(Johns Hopkins University\)](#)

## COVID-19 Testing

### Statewide Combined Testing as of January 2

COVID-19 testing providers around the state include commercial laboratories as well as hospital labs. Combined with testing done by the MSDH Public Health Laboratory, the figures provide a complete picture of all Mississippi testing. (Updated weekly)

**PCR** testing detects current, active COVID-19 infection in an individual.

**Antibody** (serology) testing identifies individuals with past COVID-19 infection based on antibodies they develop one to three weeks after infection.

**Antigen** testing is another way to identify current COVID-19 infection.

	Total tests	PCR	Antibody	Antigen
MSDH Public Health Laboratory	148,300	147,057	1,243	0
Other testing providers	1,738,236	1,188,416	63,078	486,742

Total tests for COVID-19 statewide	<b>1,886,536</b>	<b>1,335,473</b>	<b>64,321</b>	<b>486,742</b>
------------------------------------	------------------	------------------	---------------	----------------

## MSDH Individuals Tested as of January 9

MSDH Public Health Laboratory (MPHL) testing totals as of 3 p.m. These totals are for tests performed at the MPHL only.

- Total individuals tested by the MPHL: **102,482**
- Total positive individuals from MPHL tests: **12,468**

## Getting Tested for COVID-19

The MSDH Public Health Laboratory, its partners, and private providers are testing statewide for COVID-19.

Anyone with symptoms of fever, severe cough or severe chest pains – especially those who are older or in poor health – should make arrangements for testing with their doctor or one of the many healthcare providers now performing testing. Always call ahead to the testing provider for instructions on safely being examined before you visit for your test.

**Free testing:** Free drive-through testing sites are offered at county health departments on a weekly schedule by appointment.

- ▶ [Find a COVID-19 testing provider near you](#)
- ▶ [Free COVID-19 rapid testing schedule](#)

## Prevention and Guidance for Individuals and the Community

- ▶ [Preventive steps to take, recommendations, guidance and general information on COVID-19](#)

Get COVID-19 e-mail updates daily with our free newsletter:

Last reviewed on Mar 5,

2020

[error on this](#)

[email page](#)


[print](#)

### *Related resources*

- ▶ [IT IS REAL: COVID-19 as Told by Survivors](#)
- ▶ [Free COVID-19 Testing and Local Testing Providers](#)
- ▶ [COVID-19 Guidance and Prevention for Individuals and the Community](#)  
Updated December 22, 2020

### *More topics*

- ▶ [\[ Espanol, Tieng Viet, ASL \]](#)
- ▶ [County Data](#)
- ▶ [Diagnostic Testing EUA](#)
- ▶ [Handouts and Posters](#)
- ▶ [Healthcare Professionals](#)
- ▶ [Interactive Map and Charts](#)
- ▶ [Long-Term Care Outbreaks](#)
- ▶ [Prevention and Safety Guidance](#)
- ▶ [School Cases and Outbreaks](#)
- ▶ [Testing for COVID-19](#)
- ▶ [Vaccination Against COVID-19](#)



**AGENCY**

- About Us
- Administration
- Board of Health
- County Offices
- Institutional Review
- Jobs
- Locations
- Public Health Laboratory
- RFPs/Grants
- More »*

- Intranet
- OHIT+ER Service Center
- Webmail

**INFORMATION**

- Apps
- Calendar of Events
- Contact Us
- Meetings
- Health Resources
- Hotlines
- Locations
- News
- Newsletter
- Phone Numbers
- Español

**I NEED A ...**

- Birth Certificate
- Certificate of Need
- Children's Health Insurance
- Complaint Form



Criminal History Check  
Death Certificate  
Divorce Record  
Food Permit  
Immunization Record  
J-1 Visa  
License Verification  
Marriage Record  
Professional License  
Public Records Request  
Wastewater Application

#### **PUBLICATIONS**

Annual Report  
CON Weekly Reports  
Health Facilities Directory  
Mississippi Morbidity Reports  
Public Health Report  
State Health Plan  
Strategic Plan  
*More »*

Mississippi State Department of Health • 570 East Woodrow Wilson Dr • Jackson, MS 39216 • 866-HLTHY4U • Contact and information

