



Coronavirus Disease 2019 (COVID-19)

Updated January 11, 2021

Mississippi COVID-19 Hotline (7 days a week, 7 a.m.–7 p.m.): **877-978-6453**

- **Local vaccination providers:** Local hospitals, health clinics and physicians in many areas are now offering COVID-19 vaccinations for those 75 and older. [Find out more »](#)
- **Drive-through sites:** More drive-through sites have been added soon to accommodate the demand for vaccinations. [See the list »](#)
- **Scheduling a second dose:** You can now schedule your second COVID-19 vaccination dose online. Your second dose should come at least 21 days (Pfizer vaccine) or at least 28 days (Moderna) after your first vaccination. Scheduling exactly 21 or 28 days after your first dose is not necessary. [More about second doses »](#)
- **Reminders:** You should receive a text message reminder about your upcoming second dose, but you can also schedule a reminder with the [v-safe](#) app for your smartphone. [Find out more »](#)

General Information

COVID-19 vaccinations and Mississippi vaccination summary

- ▶ [Counties with mask mandates and gathering restrictions](#)
- ▶ [COVID-19 overview, questions and answers, and other resources](#)
- ▶ [COVID-19 and You: Video Q & A with State Health Officer Dr. Thomas Dobbs](#)
- ▶ [ASL, Spanish and Vietnamese materials](#)

Healthcare Professionals

Guidance and more →

- ▶ [Healthcare guidance](#)
- ▶ [Electronic reporting](#)
- ▶ [Vaccine providers](#)
- ▶ [Specimens](#)
- ▶ [Lab dropoff](#)
- ▶ [Facilities guidance](#)
- ▶ [MS-HAN Alerts](#)

ALL HEALTHCARE

Current Cases and Statistics

County and state data →

- ▶ [Today's update](#)
- ▶ [County data reports](#)
- ▶ [State data charts](#)
- ▶ [Hospitalizations](#)
- ▶ [School and LTCF data](#)
- ▶ [Lab testing](#)
- ▶ [Recoveries](#)

ALL STATISTICS

Prevention, Testing and Guidance

Personal and community →

- ▶ [Getting tested](#)
- ▶ [Personal protection](#)
- ▶ [Gatherings and events](#)
- ▶ [Business and community](#)
- ▶ [School guidelines](#)
- ▶ [State agencies](#)
- ▶ [Vaccinations](#)

ALL GUIDANCE

Home isolation is mandatory if you have tested positive for COVID-19 by [order of the State Health Officer](#). (If you are awaiting results of routine testing *not* related to exposure, you may [return to work](#) and follow the safety guidance of your employer.)

Quarantine is mandatory for household members of someone who has COVID-19. Home quarantine permits working under certain circumstances.

[More about isolation and quarantine »](#)

COVID-19 in Mississippi

New Cases and Deaths as of January 10

NEW CASES

1,227

New COVID-19 positive test results reported to MSDH as of 6 p.m. yesterday.

NEW DEATHS

19

New COVID-19 related deaths reported to MSDH as of 6 p.m. yesterday. Twelve deaths occurred between December 31, 2020 and January 9, 2021 in the counties below.

County	Total
Adams	1
DeSoto	1
Greene	1
Harrison	1
Hinds	2
Jefferson	1
Jefferson Davis	1
Jones	1
Lowndes	1
Monroe	1
Warren	1

7 COVID-19 related deaths occurred between December 25, 2020 and January 3, 2021, identified from death certificate reports.

County	Total
Claiborne	1
Forrest	1
Leake	1
Monroe	1
Rankin	2
Warren	1

LTC OUTBREAKS

221

Current outbreaks in long-term care facilities only. (See [LTC facility outbreak definition](#).)

About our case counts: We currently update our case totals each day based on test results from the previous day. Outside laboratories also report positive test results to us, which are included in our totals. Multiple positive tests for the same individual are counted only once. County case numbers and deaths may change as investigation finds new or additional information.

County COVID-19 Data

Race and Ethnicity

- ▶ [Total COVID-19 cases and deaths by county, race and ethnicity](#) PDF
Current and past data tables, updated daily

Data Snapshots for Individual Counties

- ▶ [Weekly COVID-19 snapshots for each Mississippi county](#)

High Cases and Incidence

- ▶ [Map of Mississippi counties by 7-day incidence](#)
- ▶ [Table of counties ranked by weekly cases and incidence](#)

Cumulative Cases and Deaths by County

Totals of all reported COVID-19 cases, including those in long-term care (LTC) facilities.

The numbers in this table are provisional. County case numbers and deaths may change as investigation finds new or additional information. The data provided below is the most current available.

County	Total Cases	Total Deaths	Total LTC Facility Cases	Total LTC Facility Deaths
Total	240,309	5,186	9,780	1,783

County	Total Cases	Total Deaths	Total LTC Facility Cases	Total LTC Facility Deaths
Adams	1960	65	72	15
Alcorn	2488	45	128	19
Amite	942	25	54	7
Attala	1884	55	171	34
Benton	780	22	45	10
Bolivar	3842	101	223	30
Calhoun	1293	19	26	4
Carroll	1011	20	47	9
Chickasaw	1766	42	53	15
Choctaw	575	12	1	0
Claiborne	827	23	45	9
Clarke	1322	60	110	30
Clay	1507	31	24	3
Coahoma	2146	53	128	11
Copiah	2328	47	75	9
Covington	2033	69	135	39
De Soto	16358	155	111	22
Forrest	5733	111	224	48
Franklin	640	12	40	2
George	1897	37	48	7
Greene	1059	28	52	6
Grenada	2107	67	155	32
Hancock	2370	56	69	14
Harrison	12347	172	477	59
Hinds	15477	299	761	111
Holmes	1656	67	103	20
Humphreys	788	22	33	8
Issaquena	154	6	0	0
Itawamba	2503	56	125	22
Jackson	9717	167	215	28
Jasper	1603	31	35	2
Jefferson	511	18	30	4
Jefferson Davis	821	25	8	1
Total	240,309	5,186	9,780	1,783

County	Total Cases	Total Deaths	Total LTC Facility Cases	Total LTC Facility Deaths
Jones	5953	103	215	41
Kemper	741	19	44	9
Lafayette	4713	88	187	52
Lamar	4601	61	52	13
Lauderdale	5510	174	407	88
Lawrence	976	17	27	2
Leake	2223	63	88	14
Lee	8472	133	214	41
Leflore	2912	104	233	50
Lincoln	2842	81	170	36
Lowndes	5059	100	210	44
Madison	7868	152	351	66
Marion	1988	69	157	22
Marshall	3264	63	64	15
Monroe	3394	98	189	53
Montgomery	1061	32	54	9
Neshoba	3221	148	197	56
Newton	1780	41	86	14
Noxubee	1065	21	32	4
Oktibbeha	3793	79	212	36
Panola	3493	73	102	13
Pearl River	3041	89	158	31
Perry	963	31	21	7
Pike	2483	75	119	34
Pontotoc	3499	49	42	4
Prentiss	2347	47	99	15
Quitman	645	7	0	0
Rankin	10084	189	364	53
Scott	2332	42	39	4
Sharkey	412	17	43	8
Simpson	2254	66	152	19
Smith	1142	20	58	8
Stone	1358	18	83	9
Total	240,309	5,186	9,780	1,783

County	Total Cases	Total Deaths	Total LTC Facility Cases	Total LTC Facility Deaths
Sunflower	2711	68	111	16
Tallahatchie	1343	33	48	7
Tate	2572	58	80	19
Tippah	2246	45	101	5
Tishomingo	1747	56	101	27
Tunica	820	21	18	2
Union	3266	54	125	19
Walthall	1082	36	67	13
Warren	3252	90	163	37
Washington	4649	119	188	39
Wayne	1893	27	69	11
Webster	875	23	58	11
Wilkinson	560	24	24	5
Winston	1946	59	114	32
Yalobusha	1107	34	82	22
Yazoo	2306	52	139	18
Total	240,309	5,186	9,780	1,783

Case Classifications

Mississippi investigates and reports both probable and confirmed cases and deaths according to the [CSTE case definition](#).

	Confirmed	Probable	Total
Cases	158,266	82,043	240,309
Deaths	3,988	1,179	5,186

Confirmed cases and deaths are generally determined by positive PCR tests, which detect the presence of ongoing coronavirus infection.

Probable cases are those who test positive by other testing methods such as antibody or antigen, and have recent symptoms consistent with COVID-19, indicating a recent infection.

Probable deaths are those individuals with a designation of COVID-19 as a cause of death on the death certificate, but where no confirmatory testing was performed.

Deaths from COVID-19 and Other Causes

This table of death counts compares COVID-19 deaths in Mississippi by week with deaths from other major causes, including contributing and underlying causes.

► [Mississippi Provisional Death Counts by Week](#)
Updated weekly

K-12 School Report

Mississippi K-12 schools make weekly reports of cases among students, teachers and staff, number of outbreaks, and teachers and students under quarantine as a result of COVID-19 exposure. An outbreak in a school setting is defined as 3 or more individuals diagnosed with COVID-19 in the same group within a 14-day period.

Note: These cases have been directly reported to MSDH by each school, and may not yet have appeared in our state and county totals of cases reported by laboratories.

- ▶ [K-12 reports of COVID-19 school cases, outbreaks and exposure](#)

Updated weekly

Long-Term Care Facility Cases and Outbreaks

Long-term care (LTC) facilities like nursing homes are considered high risk locations because their residents are older or in poor health. A single confirmed COVID-19 infection in an LTC facility resident, or more than one infection in employees or staff in a 14-day period constitutes an outbreak. Residential care facilities also represent group living facilities where COVID-19 can be easily spread. We investigate residents, staff and close contacts of infected individuals for possible exposure.

These outbreak figures are reported directly to MSDH by the facility. Many of the cases and deaths reported by facilities may not yet be included in our totals of lab-reported cases.

- ▶ [Mississippi COVID-19 cases and deaths in long-term care facilities](#) PDF

Long-term care facilities include nursing homes, personal care homes, assisted living homes, and intermediate care facilities for individuals with intellectual disability (ICF-IID)

- ▶ [Mississippi COVID-19 cases and deaths in residential care facilities](#) PDF

Residential care facilities include psychiatric or chemical dependency residential treatment centers and long-term acute care facilities.

Ongoing Outbreaks in Nursing Homes

Data such as illness in residents and staff, deaths in residents, as well as a number of other data elements are now publicly available on the website of the Centers for Medicare and Medicaid (CMS). MSDH is providing the following links to view this data, which is reported directly by nursing homes and is updated daily.

Note: Cases and deaths listed on the CMS website may not have appeared yet in our county totals, which are based on reports from testing laboratories.

- ▶ [Search for nursing home COVID-19 data](#)
- ▶ [About the CMS COVID-19 dataset](#)
- ▶ [CMS state and national COVID-19 nursing home data](#)

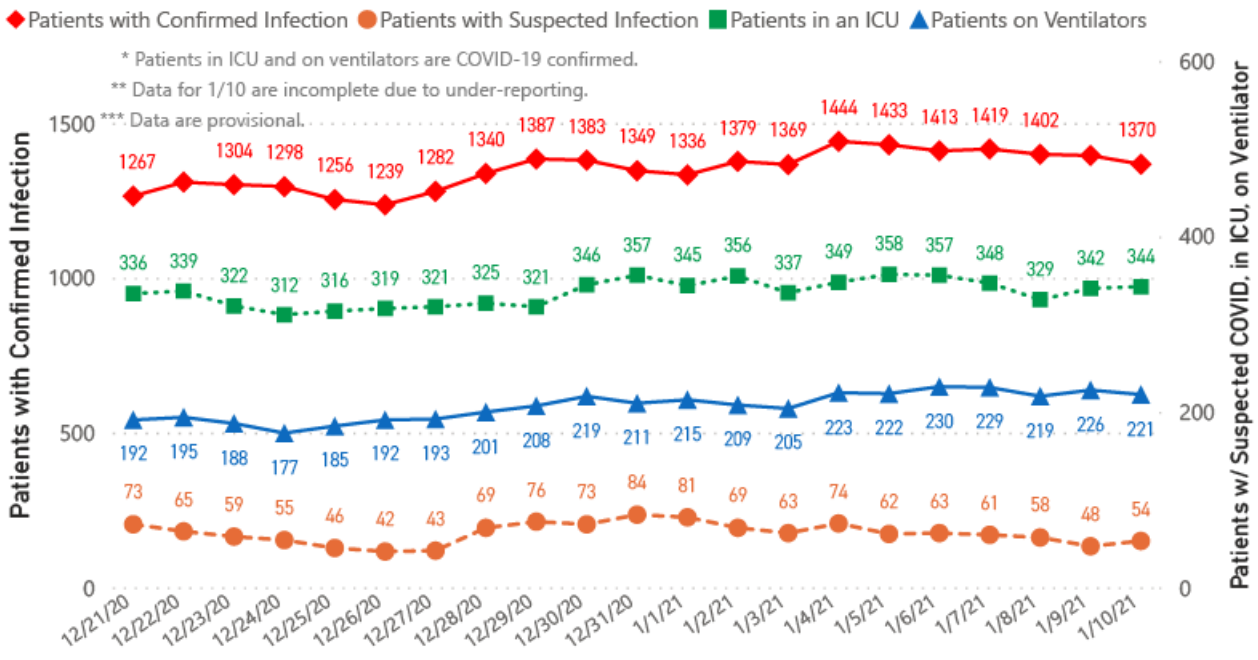
Mississippi COVID-19 Data Charts and Maps

All data reports below are updated as they become available.

Hospitalizations and Bed Availability

- ▶ [View interactive hospitalization charts](#)

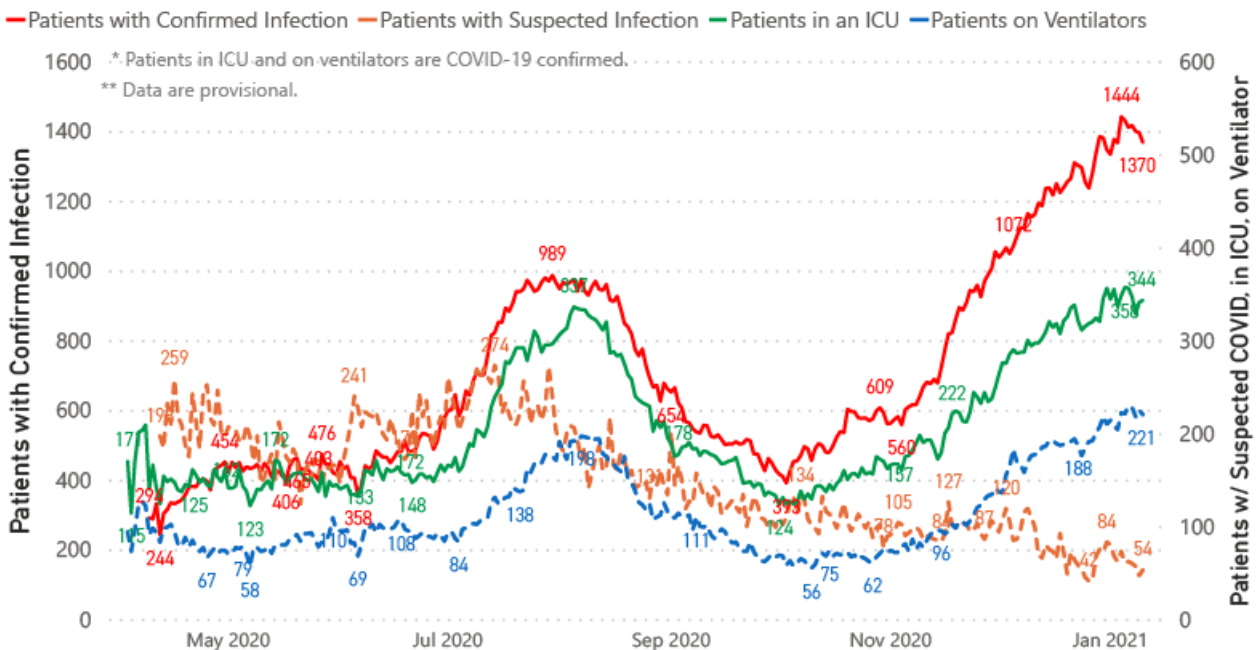
COVID-19 Hospitalizations Reported by MS Hospitals, 12/21/20-1/10/21 * , ** , ***



Hospitalization and ICU Use to Date

Updated weekly

COVID-19 Hospitalizations Trends, Reported by MS Hospitals as of 1/10/21 * , **



Daily Case Maps

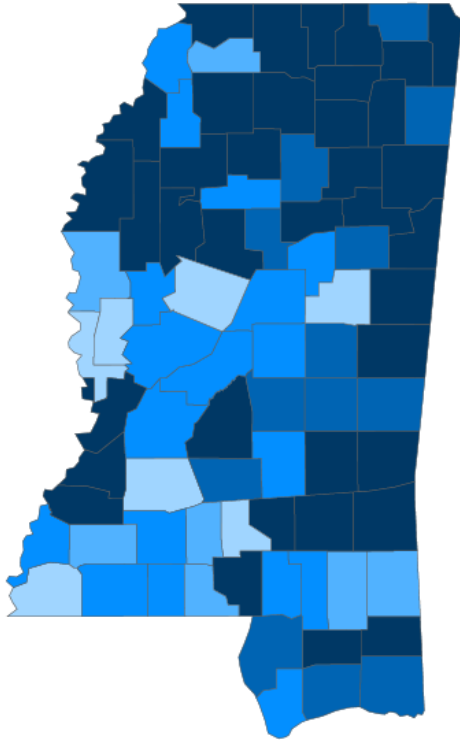
▶ [View all interactive maps](#)

Recent COVID-19 Activity

The chart below shows counties according to COVID-19 incidence (cases by population) over the last 7 days.

► [See also: Weekly county incidence tables](#)

Mississippi COVID-19 Cases Incidence Rate * as of January 10, 2021



7 Day Average
New Cases

2,376.0

7 Day Average
Incidence Rate *

79.6

Cumulative Cases

240,309

2019 Estimated Population

2,976,149

County	Incidence Rate	New Cases (7-Day Avg)	2019 Est. Population	Mask Mandate Status	Mask Mandate Started	Mask Mandate Ended
Claiborne	147.8	13.3	8,988	Ended	10/19/20	11/11/20
Bolivar	136.2	41.7	30,628	Active	11/24/20	
Union	132.4	38.1	28,815	Active	11/24/20	
Tippah	122.6	27.0	22,015	Active	11/24/20	
Benton	119.4	9.9	8,259	Active	10/26/20	
Sunflower	117.8	29.6	25,110	None		
Warren	113.6	51.6	45,381	None		
Jones	113.3	77.1	68,098	Active	11/24/20	
Noxubee	111.1	11.6	10,417	None		
Pontotoc	108.3	34.9	32,174	Active	11/16/20	

● <50.0 ● 50.0 to 60.0 ● 60.0 to 70.0 ● 70.0 to 80.0 ● >80.0

* Based on average daily new cases of past 7 days per 100,000 population.

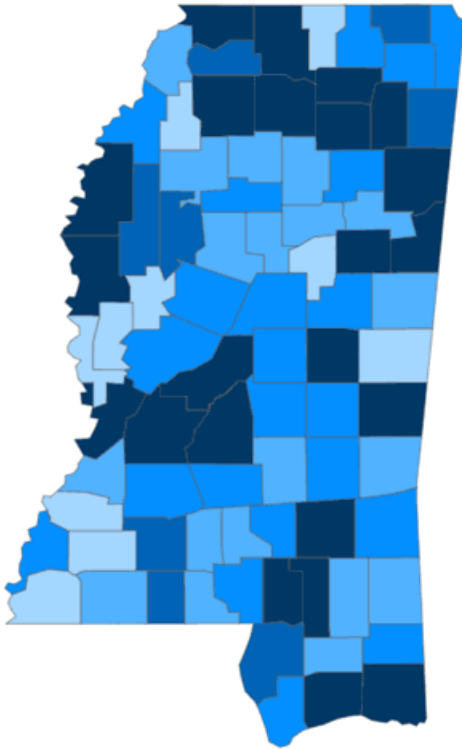
Cumulative COVID-19 Cases

Total cases and deaths by county since the start of the pandemic.

► [See also: Weekly estimate of recoveries](#)

Mississippi COVID-19
Cases and Deaths by Race with Ethnicity
as of 6 pm CT, January 10, 2021

Total Cases
240,309



	American Indian or Alaska Native	Asian	Black	White	Other	Unknown
Non Hispanic	925	772	64,769	88,632	2,354	1,700
Hispanic	42	28	293	1,634	2,817	487
Unknown Ethnicity	887	284	15,698	23,170	6,390	29,427

Total Deaths
5,186

	American Indian or Alaska Native	Asian	Black	White	Other	Unknown
Non Hispanic	74	9	1,851	2,288	27	11
Hispanic	1	0	7	26	16	1
Unknown Ethnicity	22	7	273	402	45	126

● 1 to 800 ● 801 to 1600 ● 1601 to 2400 ● 2401 to 3200 ● >3200

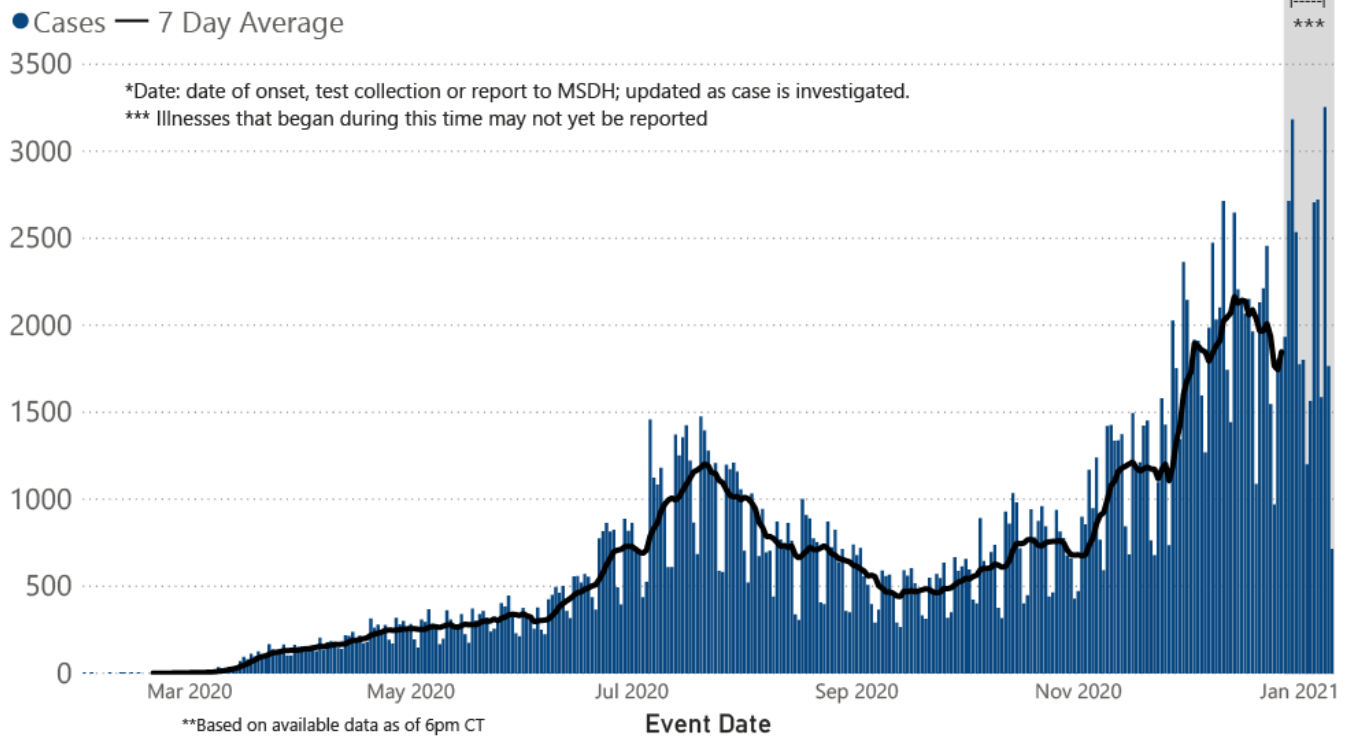
Daily Statewide Data Charts

Our state case map and other data charts are also available in interactive form.

▶ [View interactive epidemiological and surveillance charts](#)

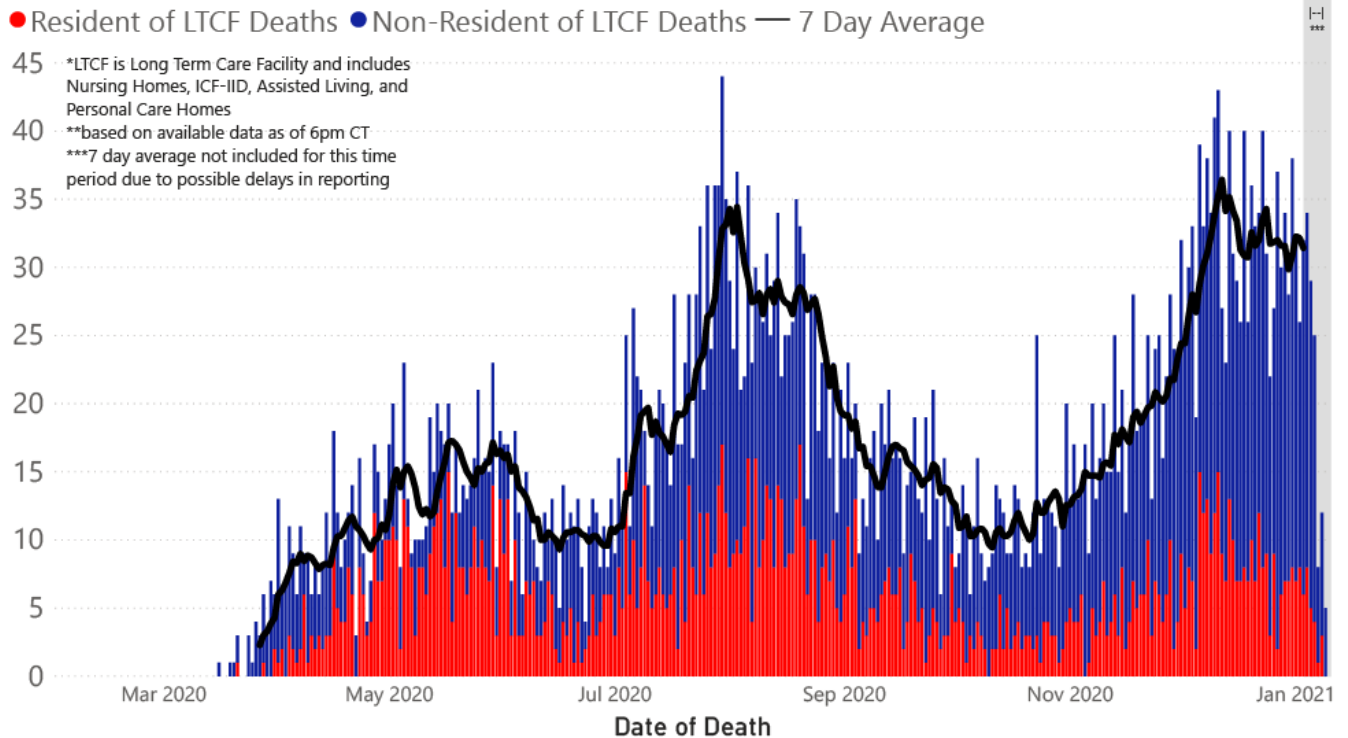
The charts below are based on available data at the time of publication. Charts do **not** include cases where insufficient details of the case are known.

COVID-19 Cases by Date* through January 10, 2021**, Mississippi

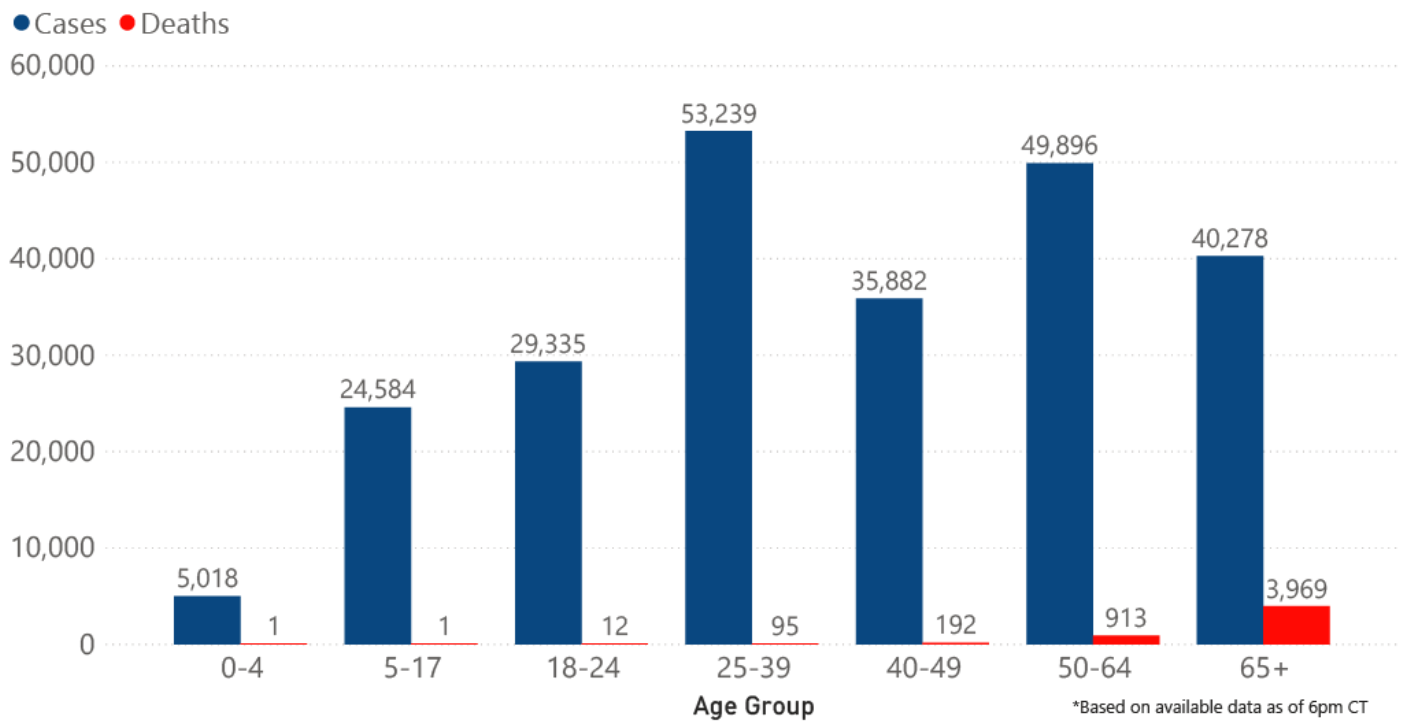


Note: Values up to two weeks in the past on the chart of Cases by Date above can change as we update it with new information from disease investigation.

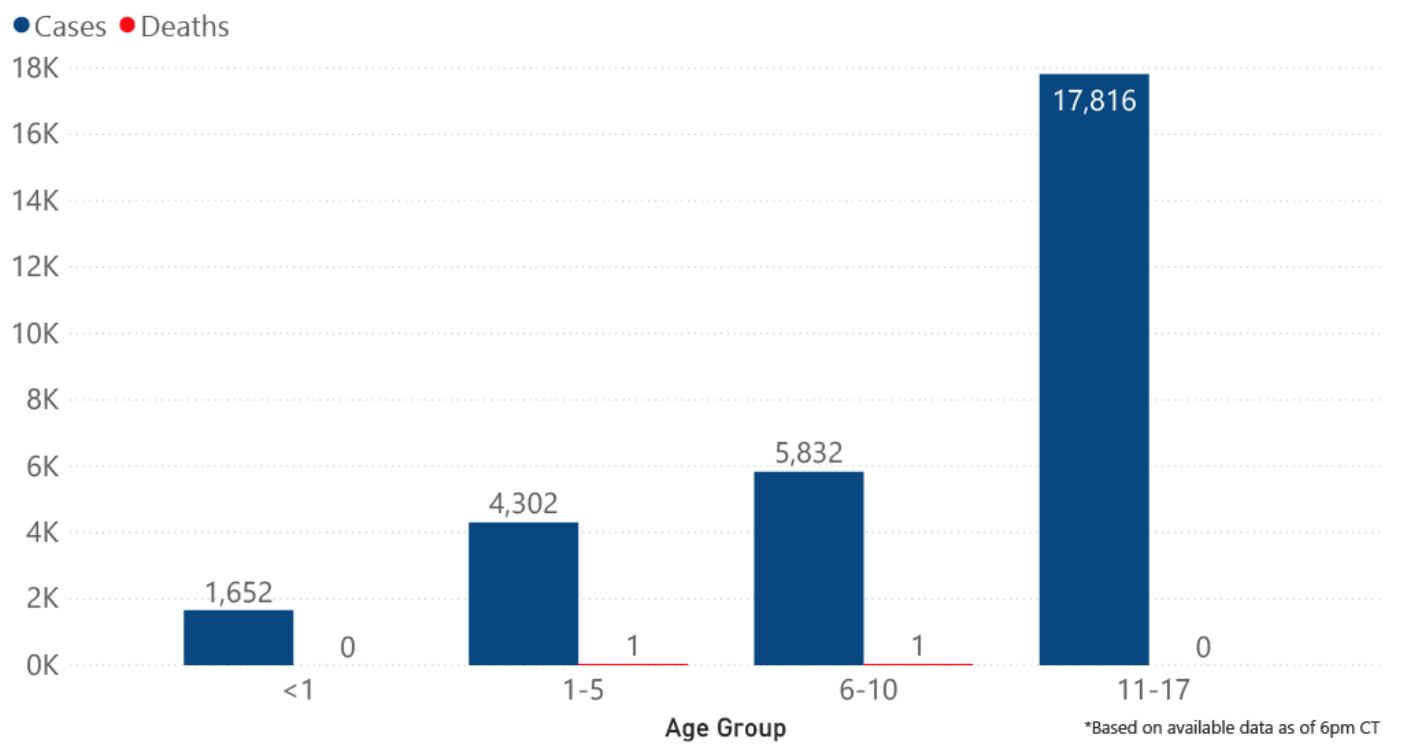
COVID-19 LTCF* and Non-LTCF Deaths by Date of Death through January 10, 2021**, Mississippi



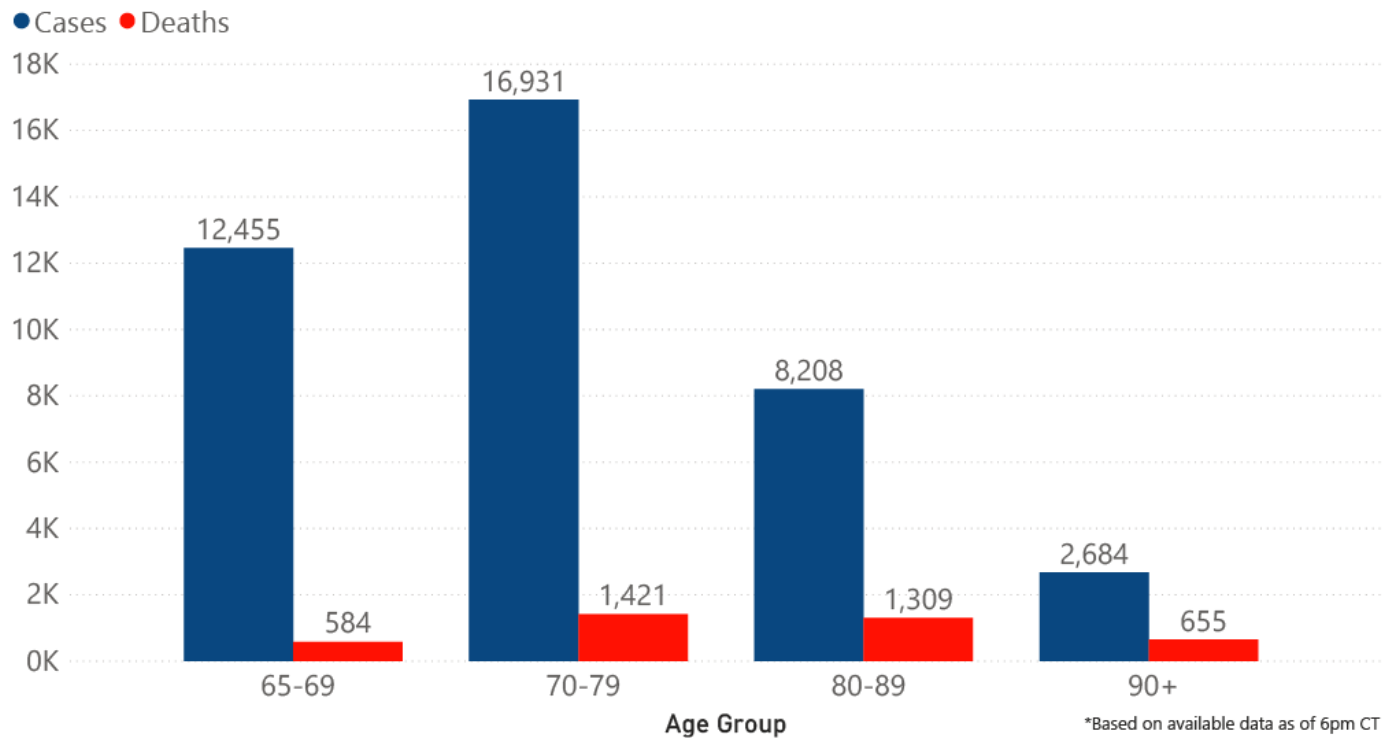
COVID-19 Cases and Deaths by Age Group through January 10, 2021*, Mississippi



COVID-19 Pediatric Cases and Deaths by Age Group through January 10, 2021*, Mississippi

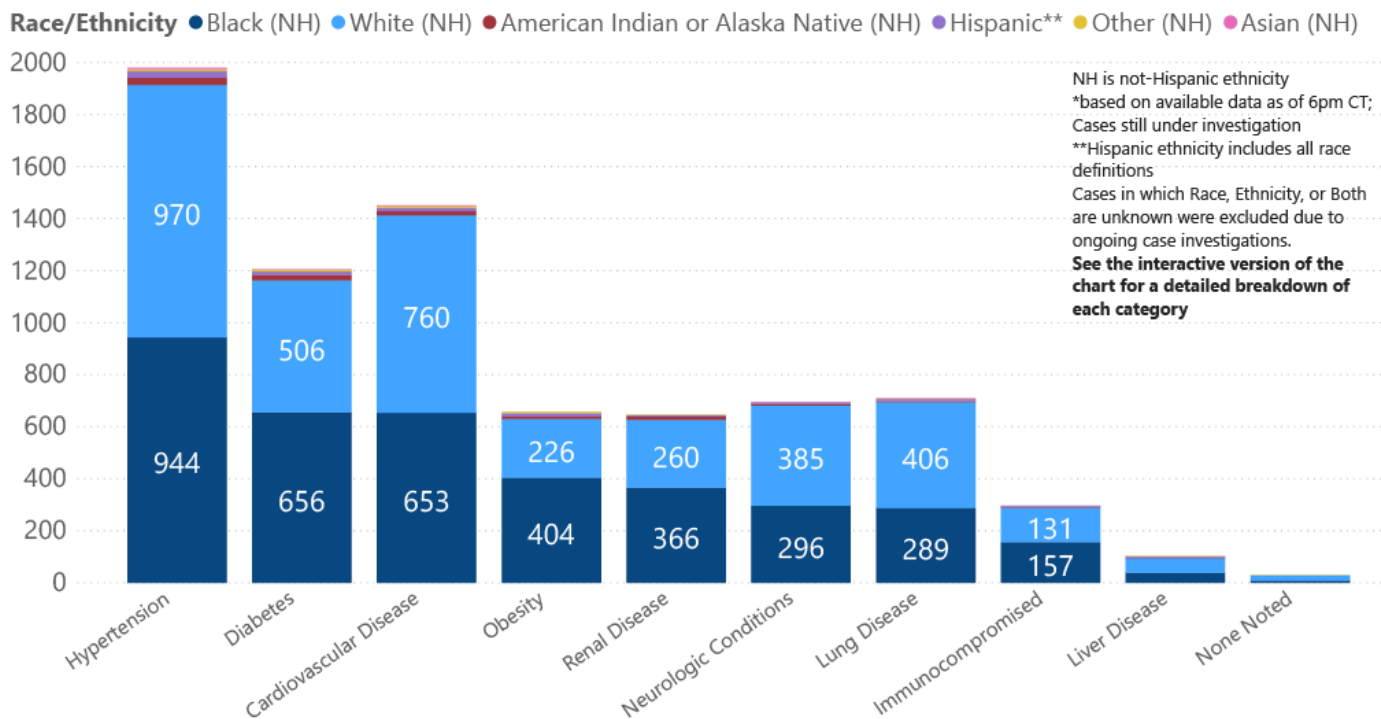


COVID-19 Geriatric Cases and Deaths by Age Group through January 10, 2021*, Mississippi



Weekly Statewide Data Summaries

COVID-19 Underlying Conditions in Deaths by Race/Ethnicity through January 10, 2021*, Mississippi



COVID-19 Deaths by Race/Ethnicity through January 10, 2021*, Mississippi



COVID-19 Hospitalized Cases by Age through January 10, 2021*, Mississippi

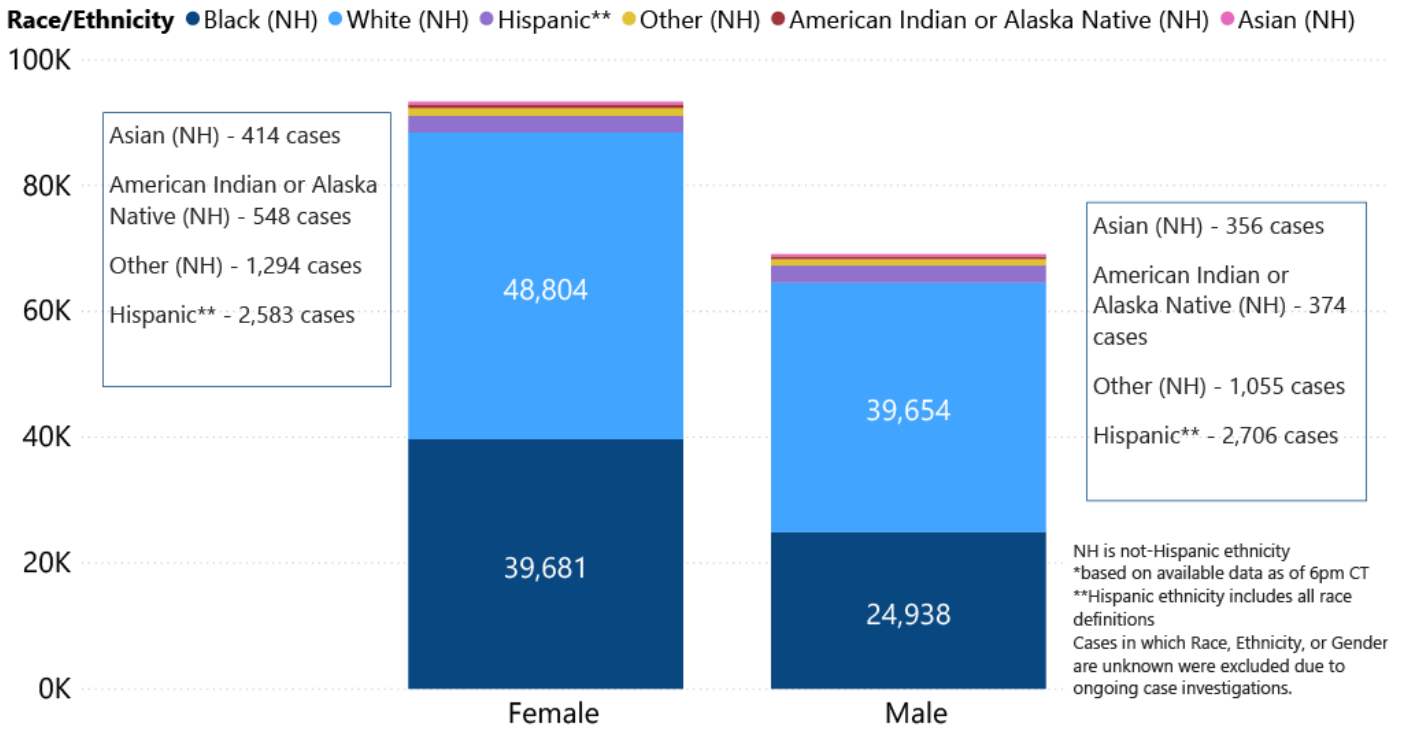


COVID-19 Cumulative Hospitalizations-Invstigated Cases January 10, 2021 *



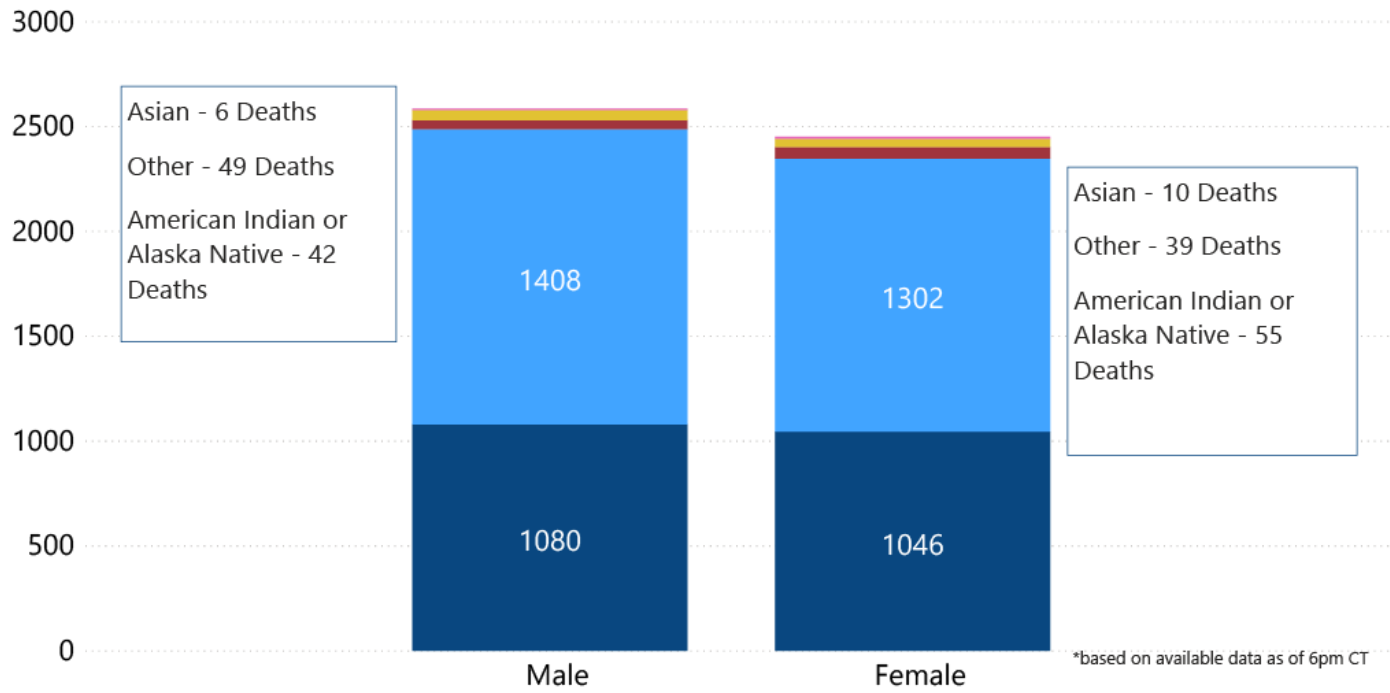
* Cases in which hospitalization is unknown were excluded due to ongoing case investigations; based on available data as of 6 pm CT

COVID-19 Cases by Race/Ethnicity and Gender through January 10, 2021*, Mississippi

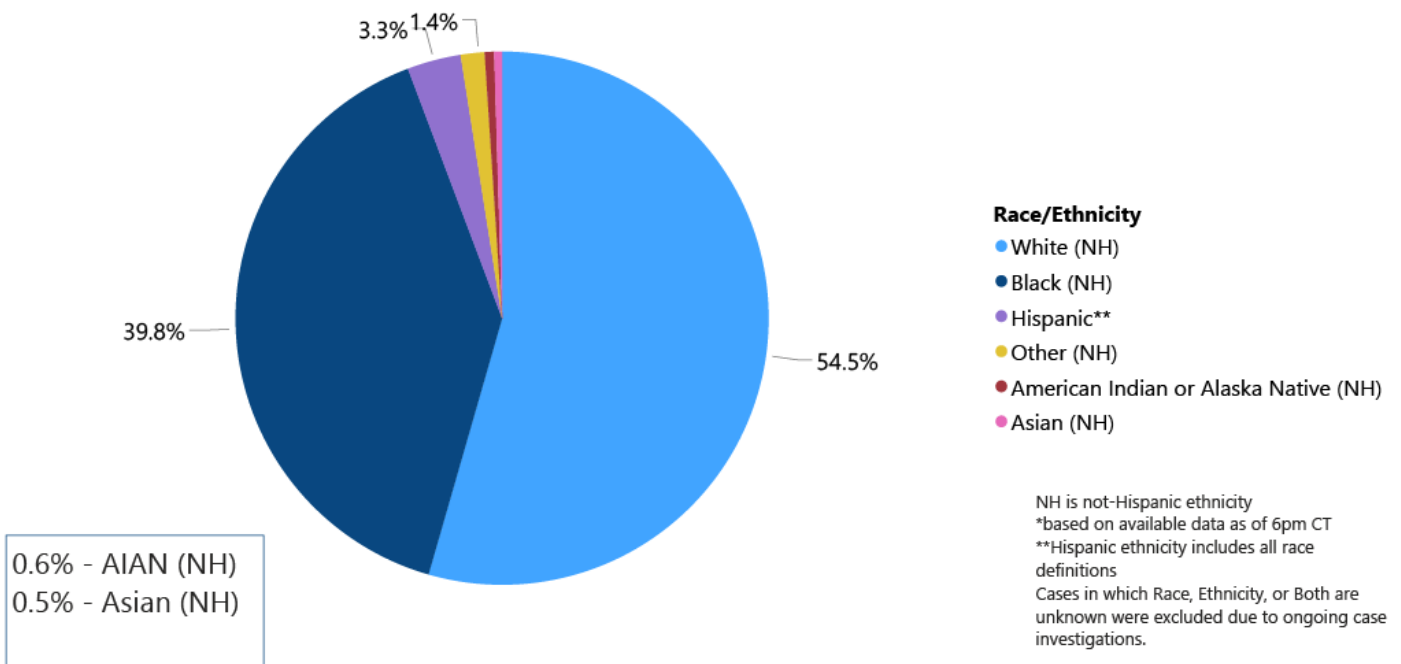


COVID-19 Deaths by Race and Gender through January 10, 2021*, Mississippi

Race ● Black ● White ● American Indian or Alaska Native ● Other ● Asian



COVID-19 Cases by Race/Ethnicity through January 10, 2021*, Mississippi



COVID-19 Cases by Gender through January 10, 2021*, Mississippi



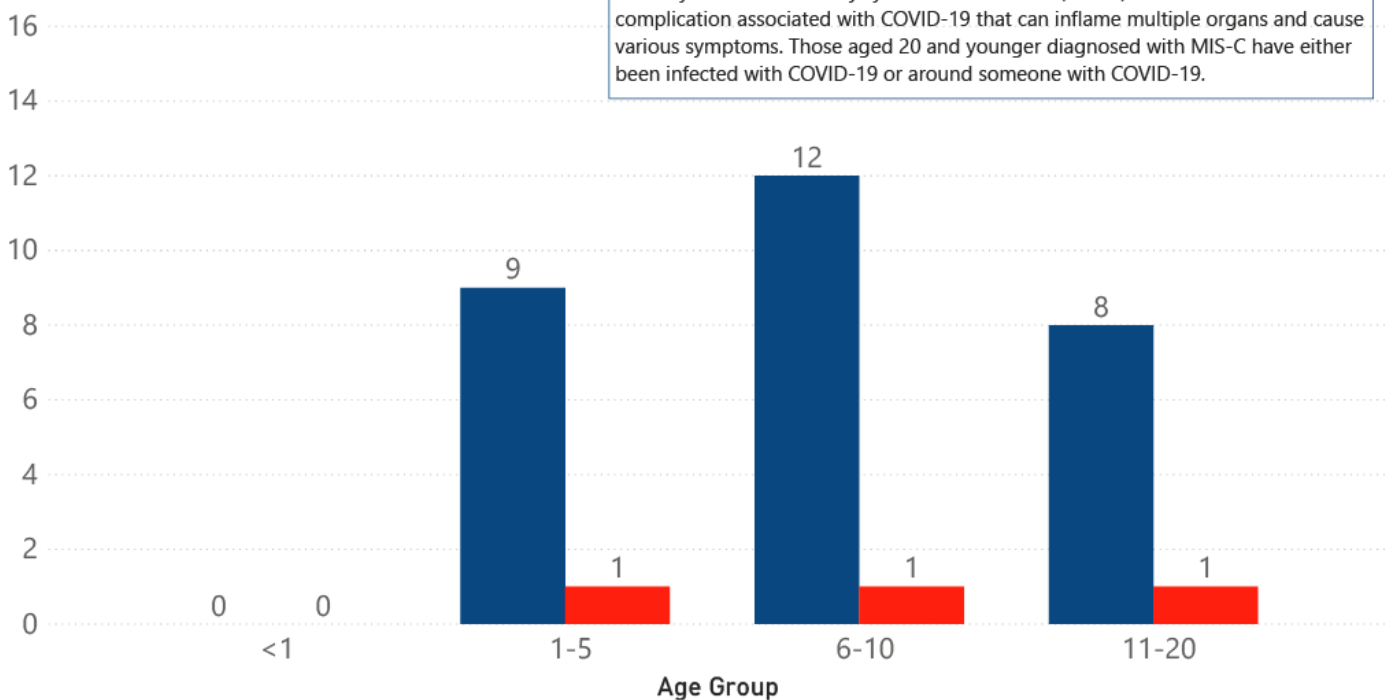
*Based on available data as of 6pm CT

Weekly Pediatric MIS-C Cases and Deaths

[Multisystem inflammatory syndrome in children \(MIS-C\)](#) is a rare but serious condition associated with COVID-19 that causes inflammation in many body parts, including the heart and other vital organs.

MIS-C* Cases and Deaths by Age Group through January 10, 2021, Mississippi

● MIS-C Cases ● MIS-C Deaths



Weekly High Case and High Incidence Counties

Tracking counties with recent high numbers of COVID-19 cases, adjusted for population, provides insight on where local outbreaks are most serious, and where protective measures should be increased. For more accurate reporting, these weekly charts include sample collection dates only up to seven days in the past to allow for case investigation and delays in lab test reports.

Cases counts in these charts is based on the date of illness onset. If the date of illness is not known, the date the test sample was taken, or the date of test result reporting is used instead. Counts are adjusted as cases are investigated.

Counties are ranked by highest weekly case counts, and by weekly incidence (cases proportional to population). A separate table ranking all counties is also available. **All tables updated weekly.**

► [Full tables of counties ranked by weekly incidence and cases](#) PDF

COVID-19 High Incidence MS Counties Over 2 Week Period (December 21-January 3, 2020*)

County	Cases (December 21-January 3)	Cases per 100,000 (December 21-January 3)	Cases to Date (through January 3)	Cases per 100,000 Total	Percent Change
UNION	521	1808.1	3053	10595.2	21%
WEBSTER	164	1692.6	828	8545.8	25%
ITAWAMBA	380	1624.6	2405	10282.2	19%
JASPER	259	1580.9	1524	9302.3	20%
BOLIVAR	475	1550.9	3573	11665.8	15%
LOWNDES	887	1513.8	4695	8012.6	23%
CALHOUN	211	1469.3	1230	8564.9	21%
LEAKE	324	1421.9	2141	9396.1	18%
ATTALA	249	1370.1	1821	10019.8	16%
WASHINGTON	598	1361.9	4507	10264.4	15%
MONROE	478	1356.0	3192	9054.8	18%
PONTOTOC	428	1330.3	3281	10197.7	15%

*based on available data as of 6pm CT
 Cases based on test date. Cases without test date excluded due to ongoing investigations.
 Table will be updated weekly. A one week lag is used for reporting.

COVID-19 High Case MS Counties Over 2 Week Period (December 21-January 3, 2020*)

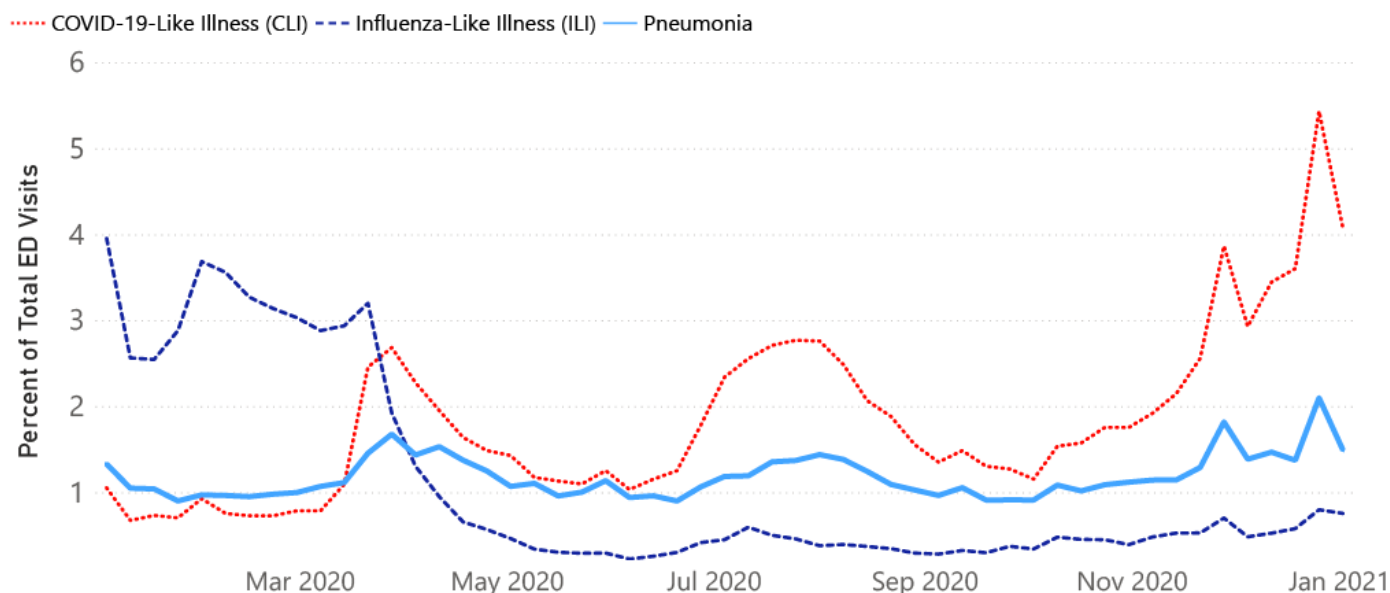
County	Cases (December 21-January 3)	Cases per 100,000 (December 21-January 3)	Cases to Date (through January 3)	Cases per 100,000 Total	Percent Change
DESOTO	2052	1109.5	15398	8325.7	15%
HARRISON	1721	827.1	11466	5510.4	18%
HINDS	1471	634.5	14519	6262.5	11%
RANKIN	1252	806.3	9290	5983.1	16%
LEE	1039	1216.1	8017	9383.6	15%
JACKSON	998	694.9	9083	6324.5	12%
MADISON	897	844.1	7480	7038.5	14%
LOWNDES	887	1513.8	4695	8012.6	23%
JONES	683	1003.0	5459	8016.4	14%
LAUDERDALE	617	832.4	5176	6982.8	14%
WASHINGTON	598	1361.9	4507	10264.4	15%
FORREST	566	755.7	5439	7262.0	12%

*based on available data as of 6pm CT
 Cases based on test date. Cases without test date excluded due to ongoing investigations.
 Table will be updated weekly. A one week lag is used for reporting.

Syndromic Surveillance

Emergency department visits by those with symptoms characteristic of COVID-19, influenza and pneumonia, updated weekly.

Percentage of Emergency Department and Clinic visits for CLI, ILI, and Pneumonia Cases Weekly Statewide Summary, January 4, 2020 - January 2, 2021



*The graph represents syndromic surveillance data from emergency department visits, reported electronically by hospitals throughout the state, that are consistent with COVID-19-Like Illness (CLI), Influenza-Like Illness (ILI), and Pneumonia. Based on available data as of 6pm CT. Graph will be updated weekly.

Estimated Recoveries

Presumed COVID-19 cases recovered, estimated weekly (does not include cases still under investigation).

COVID-19 Presumed Recovered Cases through January 10, 2021, Mississippi

198,888

Presumed Recovered*

*Reflects Provisional Estimates. Presumed Recovered if:

- 1) It has been 14 days or more since the case tested positive, if they were not hospitalized
- 2) It has been 21 days or more since the case tested positive, if they were hospitalized or hospitalization was unknown.

All deaths excluded. Presumed recovered counts will be updated weekly.

U.S. and World Cases

- ▶ [COVID-19 cases in the United States \(CDC\)](#)
- ▶ [U.S. COVID-19 Tracker \(CDC\)](#)
- ▶ [COVID-19 Global Case Map \(Johns Hopkins University\)](#)

COVID-19 Testing

Statewide Combined Testing as of January 10

COVID-19 testing providers around the state include commercial laboratories as well as hospital labs. Combined with testing done by the MSDH Public Health Laboratory, the figures provide a complete picture of all Mississippi testing. (Updated weekly)

PCR testing detects current, active COVID-19 infection in an individual.

Antibody (serology) testing identifies individuals with past COVID-19 infection based on antibodies they develop one to three weeks after infection.

Antigen testing is another way to identify current COVID-19 infection.

	Total tests	PCR	Antibody	Antigen
MSDH Public Health Laboratory	153,230	151,987	1,243	0
Other testing providers	1,816,740	1,229,205	65,023	522,512

Total tests for COVID-19 statewide	1,969,970	1,381,192	66,266	522,512
------------------------------------	------------------	------------------	---------------	----------------

MSDH Individuals Tested as of January 10

MSDH Public Health Laboratory (MPHL) testing totals as of 3 p.m. These totals are for tests performed at the MPHL only.

- Total individuals tested by the MPHL: **102,482**
- Total positive individuals from MPHL tests: **12,468**

Getting Tested for COVID-19

The MSDH Public Health Laboratory, its partners, and private providers are testing statewide for COVID-19.

Anyone with symptoms of fever, severe cough or severe chest pains – especially those who are older or in poor health – should make arrangements for testing with their doctor or one of the many healthcare providers now performing testing. Always call ahead to the testing provider for instructions on safely being examined before you visit for your test.

Free testing: Free drive-through testing sites are offered at county health departments on a weekly schedule by appointment.

- ▶ [Find a COVID-19 testing provider near you](#)
- ▶ [Free COVID-19 rapid testing schedule](#)

Prevention and Guidance for Individuals and the Community

- ▶ [Preventive steps to take, recommendations, guidance and general information on COVID-19](#)

Get COVID-19 e-mail updates daily with our free newsletter:

Last reviewed on Mar 5,

2020

[error on this](#)

[email page](#)


[print](#)

Related resources

- ▶ [IT IS REAL: COVID-19 as Told by Survivors](#)
- ▶ [Free COVID-19 Testing and Local Testing Providers](#)
- ▶ [COVID-19 Guidance and Prevention for Individuals and the Community](#)
Updated December 22, 2020

More topics

- ▶ [\[Espanol, Tieng Viet, ASL \]](#)
- ▶ [County Data](#)
- ▶ [Diagnostic Testing EUA](#)
- ▶ [Handouts and Posters](#)
- ▶ [Healthcare Professionals](#)
- ▶ [Interactive Map and Charts](#)
- ▶ [Long-Term Care Outbreaks](#)
- ▶ [Prevention and Safety Guidance](#)
- ▶ [School Cases and Outbreaks](#)
- ▶ [Testing for COVID-19](#)
- ▶ [Vaccination Against COVID-19](#)



AGENCY

- About Us
- Administration
- Board of Health
- County Offices
- Institutional Review
- Jobs
- Locations
- Public Health Laboratory
- RFPs/Grants
- More »*

- Intranet
- OHIT+ER Service Center
- Webmail

INFORMATION

- Apps
- Calendar of Events
- Contact Us
- Meetings
- Health Resources
- Hotlines
- Locations
- News
- Newsletter
- Phone Numbers
- Español

I NEED A ...

- Birth Certificate
- Certificate of Need
- Children's Health Insurance
- Complaint Form

Criminal History Check
Death Certificate
Divorce Record
Food Permit
Immunization Record
J-1 Visa
License Verification
Marriage Record
Professional License
Public Records Request
Wastewater Application

PUBLICATIONS

Annual Report
CON Weekly Reports
Health Facilities Directory
Mississippi Morbidity Reports
Public Health Report
State Health Plan
Strategic Plan
More »

Mississippi State Department of Health • 570 East Woodrow Wilson Dr • Jackson, MS 39216 • 866-HLTHY4U • Contact and information

