



Coronavirus Disease 2019 (COVID-19)

Updated January 12, 2021

Mississippi COVID-19 Hotline (7 days a week, 7 a.m.–7 p.m.): **877-978-6453** or 601-965-4071

- **Vaccination now includes those 65 and over, and those with chronic health conditions** which can increase their risk from COVID-19. [More about vaccinations and making an appointment »](#)
- **Local vaccination providers:** Local hospitals, health clinics and physicians in many areas are now offering COVID-19 vaccinations for those who qualify. [Find out more »](#)

General Information

[COVID-19 vaccinations and Mississippi vaccination summary](#)

- ▶ [Counties with mask mandates and gathering restrictions](#)
- ▶ [COVID-19 overview, questions and answers, and other resources](#)
- ▶ [COVID-19 and You: Video Q & A with State Health Officer Dr. Thomas Dobbs](#)
- ▶ [ASL, Spanish and Vietnamese materials](#)

Healthcare
Professionals

Guidance and more →

- ▶ [Healthcare guidance](#)
- ▶ [Electronic reporting](#)
- ▶ [Vaccine providers](#)
- ▶ [Specimens](#)
- ▶ [Lab dropoff](#)
- ▶ [Facilities guidance](#)
- ▶ [MS-HAN Alerts](#)

[ALL HEALTHCARE](#)

Current Cases and Statistics

County and state data →

- ▶ [Today's update](#)
- ▶ [County data reports](#)
- ▶ [State data charts](#)
- ▶ [Hospitalizations](#)
- ▶ [School and LTCF data](#)
- ▶ [Lab testing](#)
- ▶ [Recoveries](#)

[ALL STATISTICS](#)

Prevention, Testing and Guidance

Personal and community →

- ▶ [Getting tested](#)
- ▶ [Personal protection](#)
- ▶ [Gatherings and events](#)
- ▶ [Business and community](#)
- ▶ [School guidelines](#)
- ▶ [State agencies](#)
- ▶ [Vaccinations](#)

[ALL GUIDANCE](#)

Home isolation is mandatory if you have tested positive for COVID-19 by [order of the State Health Officer](#). (If you are awaiting results of routine testing *not* related to exposure, you may [return to work](#) and follow the safety guidance of your employer.)

Quarantine is mandatory for household members of someone who has COVID-19. Home quarantine permits

working under certain circumstances.

[More about isolation and quarantine »](#)

COVID-19 in Mississippi

New Cases and Deaths as of January 11

NEW CASES

1,648

New COVID-19 positive test results reported to MSDH as of 6 p.m. yesterday.

NEW DEATHS

98

New COVID-19 related deaths reported to MSDH as of 6 p.m. yesterday. Fifty-two deaths occurred between January 5 and January 11 in the counties below.

County	Total
Alcorn	3
Bolivar	1
Covington	1
Desoto	4
Forrest	1
Franklin	1
Greene	1
Hancock	1
Harrison	6
Hinds	7
Humphreys	2
Itawamba	1
Jackson	3
Lafayette	2
Lee	1
Lincoln	2
Lowndes	2
Marion	1
Marshall	1

County	Total
Montgomery	1
Pearl River	1
Quitman	1
Rankin	2
Scott	1
Smith	1
Tate	1
Tishomingo	1
Union	1
Washington	1

46 COVID-19 related deaths occurred between October 28, 2020 and January 8, 2021, identified from death certificate reports.

County	Total
Alcorn	2
Claiborne	1
Coahoma	1
Desoto	2
Grenada	2
Harrison	7
Hinds	2
Jackson	1
Jasper	1
Jones	3
Lafayette	1
Lamar	1
Leake	1
Lee	1
Madison	1
Marion	1
Monroe	2
Montgomery	1
Neshoba	1
Newton	1
Pike	1
Pontotoc	1
Rankin	4
Smith	1
Tishomingo	1
Warren	1
Washington	1
Wayne	2
Yazoo	1

LTC OUTBREAKS

222

Current outbreaks in long-term care facilities only. (See [LTC facility outbreak definition](#).)

About our case counts: We currently update our case totals each day based on test results from the previous day. Outside laboratories also report positive test results to us, which are included in our totals. Multiple positive tests for the same individual are counted only once. County case numbers and deaths may change as investigation finds new or additional information.

County COVID-19 Data

Race and Ethnicity

- ▶ [Total COVID-19 cases and deaths by county, race and ethnicity](#) PDF
Current and past data tables, updated daily

Data Snapshots for Individual Counties

- ▶ [Weekly COVID-19 snapshots for each Mississippi county](#)

High Cases and Incidence

- ▶ [Map of Mississippi counties by 7-day incidence](#)
- ▶ [Table of counties ranked by weekly cases and incidence](#)

Cumulative Cases and Deaths by County

Totals of all reported COVID-19 cases, including those in long-term care (LTC) facilities.

The numbers in this table are provisional. County case numbers and deaths may change as investigation finds new or additional information. The data provided below is the most current available.

County	Total Cases	Total Deaths	Total LTC Facility Cases	Total LTC Facility Deaths
Adams	1981	65	72	15
Alcorn	2531	50	128	19
Amite	944	25	54	7
Attala	1896	55	171	34
Benton	788	22	45	10
Bolivar	3868	102	224	31
Total	241,957	5,284	9,796	1,791

County	Total Cases	Total Deaths	Total LTC Facility Cases	Total LTC Facility Deaths
Calhoun	1296	19	26	4
Carroll	1016	20	47	9
Chickasaw	1775	42	53	15
Choctaw	582	12	1	0
Claiborne	831	24	45	9
Clarke	1332	60	110	30
Clay	1524	31	24	3
Coahoma	2169	54	128	11
Copiah	2334	47	75	9
Covington	2037	70	135	39
De Soto	16475	161	111	22
Forrest	5755	112	224	48
Franklin	640	13	40	2
George	1929	37	59	7
Greene	1071	29	52	6
Grenada	2116	69	155	32
Hancock	2383	57	69	14
Harrison	12447	185	476	61
Hinds	15559	308	761	111
Holmes	1665	67	103	20
Humphreys	794	24	33	8
Issaquena	154	6	0	0
Itawamba	2525	57	125	22
Jackson	9800	171	215	28
Jasper	1608	32	35	2
Jefferson	512	18	30	4
Jefferson Davis	822	25	8	1
Jones	5999	106	215	41
Kemper	745	19	44	9
Lafayette	4743	91	187	54
Lamar	4628	62	52	13
Lauderdale	5541	174	407	88
Lawrence	979	17	27	2
Total	241,957	5,284	9,796	1,791

County	Total Cases	Total Deaths	Total LTC Facility Cases	Total LTC Facility Deaths
Leake	2239	64	88	14
Lee	8526	135	214	41
Leflore	2926	104	234	50
Lincoln	2862	83	171	36
Lowndes	5090	102	211	46
Madison	7893	153	351	66
Marion	1991	71	157	23
Marshall	3291	64	64	15
Monroe	3409	100	189	53
Montgomery	1066	34	54	9
Neshoba	3250	149	197	56
Newton	1803	42	86	14
Noxubee	1071	21	34	4
Oktibbeha	3801	79	212	36
Panola	3509	73	102	13
Pearl River	3060	90	158	31
Perry	972	31	21	7
Pike	2499	76	119	34
Pontotoc	3532	50	42	4
Prentiss	2368	47	99	15
Quitman	653	8	0	0
Rankin	10201	195	364	53
Scott	2347	43	39	4
Sharkey	414	17	43	8
Simpson	2272	66	152	19
Smith	1150	22	58	8
Stone	1367	18	83	9
Sunflower	2724	68	111	16
Tallahatchie	1350	33	48	7
Tate	2601	59	80	19
Tippah	2275	45	101	5
Tishomingo	1765	58	101	27
Tunica	831	21	18	2
Total	241,957	5,284	9,796	1,791

County	Total Cases	Total Deaths	Total LTC Facility Cases	Total LTC Facility Deaths
Union	3295	55	125	19
Walthall	1085	36	67	13
Warren	3279	91	163	37
Washington	4665	121	188	39
Wayne	1904	29	69	11
Webster	882	23	58	11
Wilkinson	563	24	24	5
Winston	1948	59	114	32
Yalobusha	1111	34	82	22
Yazoo	2323	53	139	18
Total	241,957	5,284	9,796	1,791

Case Classifications

Mississippi investigates and reports both probable and confirmed cases and deaths according to the [CSTE case definition](#).

	Confirmed	Probable	Total
Cases	159,043	82,914	241,957
Deaths	4,047	1,237	5,284

Confirmed cases and deaths are generally determined by positive PCR tests, which detect the presence of ongoing coronavirus infection.

Probable cases are those who test positive by other testing methods such as antibody or antigen, and have recent symptoms consistent with COVID-19, indicating a recent infection.

Probable deaths are those individuals with a designation of COVID-19 as a cause of death on the death certificate, but where no confirmatory testing was performed.

Deaths from COVID-19 and Other Causes

This table of death counts compares COVID-19 deaths in Mississippi by week with deaths from other major causes, including contributing and underlying causes.

- ▶ [Mississippi Provisional Death Counts by Week](#)
Updated weekly

K-12 School Report

Mississippi K-12 schools make weekly reports of cases among students, teachers and staff, number of outbreaks, and teachers and students under quarantine as a result of COVID-19 exposure. An outbreak in a school setting is defined as 3 or more individuals diagnosed with COVID-19 in the same group within a 14-day period.

Note: These cases have been directly reported to MSDH by each school, and may not yet have appeared in our state and county totals of cases reported by laboratories.

- ▶ [K-12 reports of COVID-19 school cases, outbreaks and exposure](#)

Long-Term Care Facility Cases and Outbreaks

Long-term care (LTC) facilities like nursing homes are considered high risk locations because their residents are older or in poor health. A single confirmed COVID-19 infection in an LTC facility resident, or more than one infection in employees or staff in a 14-day period constitutes an outbreak. Residential care facilities also represent group living facilities where COVID-19 can be easily spread. We investigate residents, staff and close contacts of infected individuals for possible exposure.

These outbreak figures are reported directly to MSDH by the facility. Many of the cases and deaths reported by facilities may not yet be included in our totals of lab-reported cases.

▶ [Mississippi COVID-19 cases and deaths in long-term care facilities](#) PDF

Long-term care facilities include nursing homes, personal care homes, assisted living homes, and intermediate care facilities for individuals with intellectual disability (ICF-IID)

▶ [Mississippi COVID-19 cases and deaths in residential care facilities](#) PDF

Residential care facilities include psychiatric or chemical dependency residential treatment centers and long-term acute care facilities.

Ongoing Outbreaks in Nursing Homes

Data such as illness in residents and staff, deaths in residents, as well as a number of other data elements are now publicly available on the website of the Centers for Medicare and Medicaid (CMS). MSDH is providing the following links to view this data, which is reported directly by nursing homes and is updated daily.

Note: Cases and deaths listed on the CMS website may not have appeared yet in our county totals, which are based on reports from testing laboratories.

▶ [Search for nursing home COVID-19 data](#)

▶ [About the CMS COVID-19 dataset](#)

▶ [CMS state and national COVID-19 nursing home data](#)

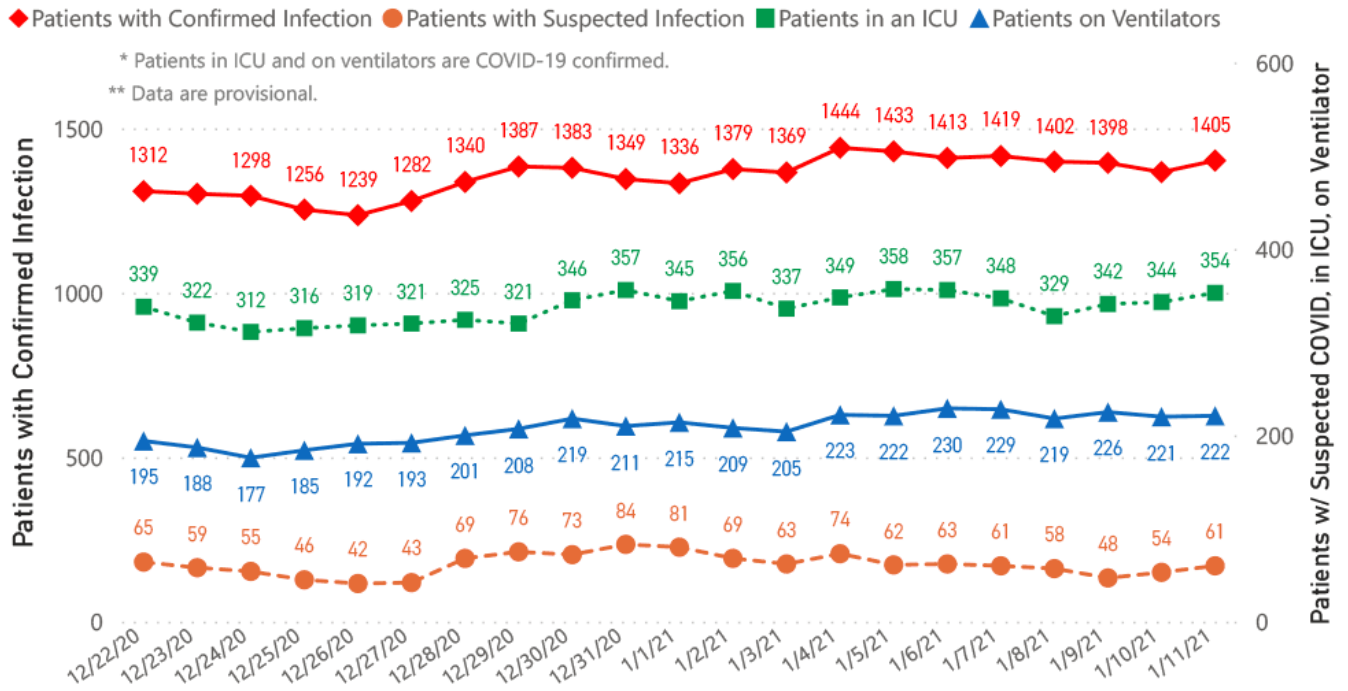
Mississippi COVID-19 Data Charts and Maps

All data reports below are updated as they become available.

Hospitalizations and Bed Availability

▶ [View interactive hospitalization charts](#)

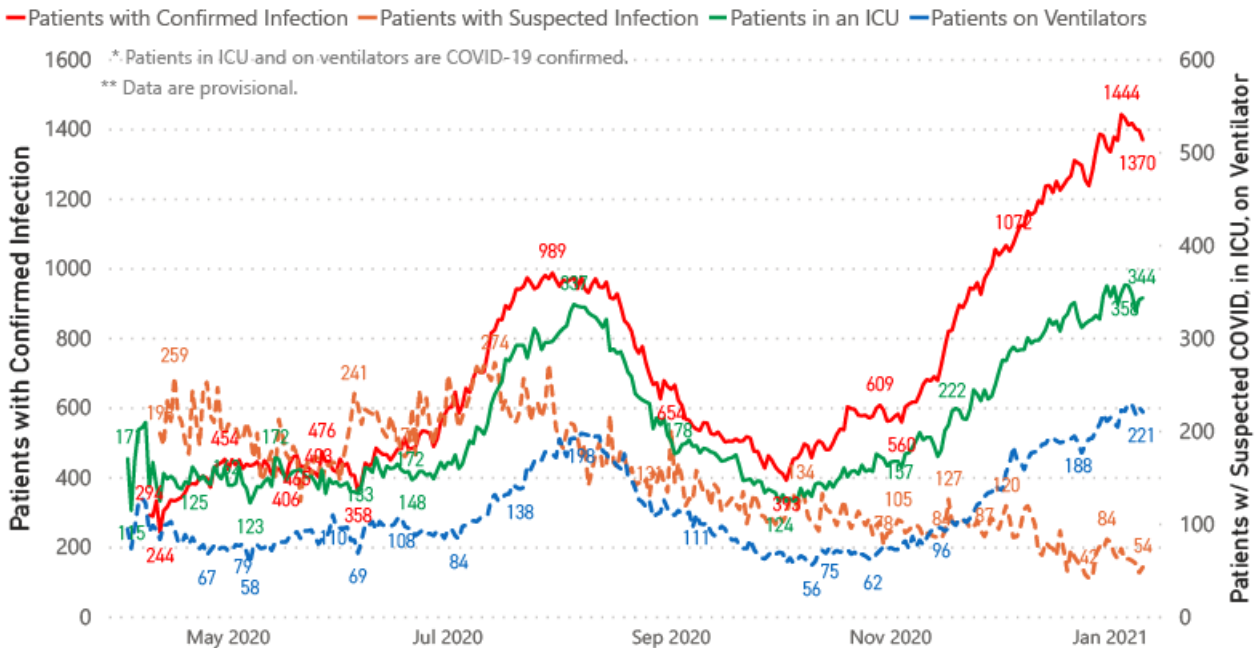
COVID-19 Hospitalizations Reported by MS Hospitals, 12/22/20-1/11/21 *,**



Hospitalization and ICU Use to Date

Updated weekly

COVID-19 Hospitalizations Trends, Reported by MS Hospitals as of 1/10/21 *,**



Daily Case Maps

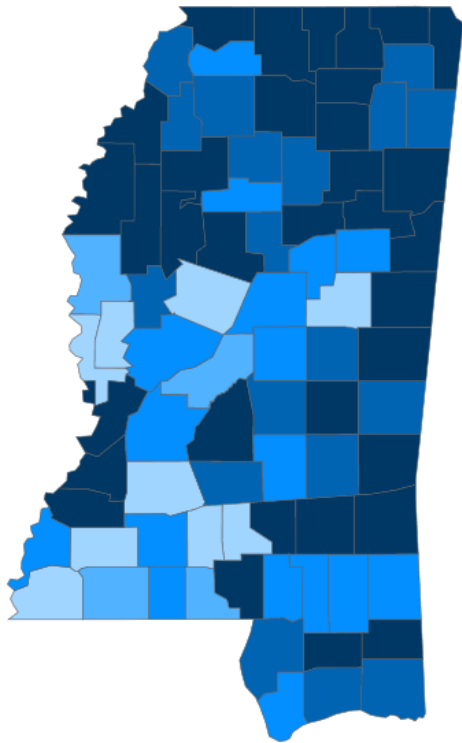
▶ [View all interactive maps](#)

Recent COVID-19 Activity

The chart below shows counties according to COVID-19 incidence (cases by population) over the last 7 days.

▶ See also: [Weekly county incidence tables](#)

Mississippi COVID-19 Cases Incidence Rate * as of January 11, 2021



● <50.0 ● 50.0 to 60.0 ● 60.0 to 70.0 ● 70.0 to 80.0 ● >80.0

* Based on average daily new cases of past 7 days per 100,000 population.

7 Day Average
New Cases

2,359.0

Cumulative Cases

241,957

7 Day Average
Incidence Rate *

78.6

2019 Estimated Population

2,976,149

County	Incidence Rate	New Cases (7-Day Avg)	2019 Est. Population	Mask Mandate Status	Mask Mandate Started	Mask Mandate Ended
Claiborne	144.6	13.0	8,988	Ended	10/19/20	11/11/20
Bolivar	139.5	42.7	30,628	Active	11/24/20	
Union	129.9	37.4	28,815	Active	11/24/20	
Tippah	129.8	28.6	22,015	Active	11/24/20	
Benton	126.3	10.4	8,259	Active	10/26/20	
Sunflower	120.0	30.1	25,110	None		
Warren	114.9	52.1	45,381	None		
Jones	114.1	77.7	68,098	Active	11/24/20	
Marshall	106.9	37.7	35,294	Active	10/26/20	
Pontotoc	105.7	34.0	32,174	Active	11/16/20	

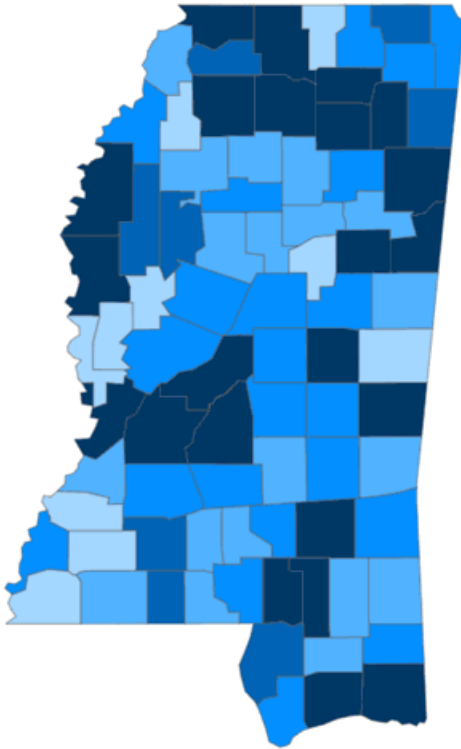
Cumulative COVID-19 Cases

Total cases and deaths by county since the start of the pandemic.

▶ See also: [Weekly estimate of recoveries](#)

Mississippi COVID-19
Cases and Deaths by Race with Ethnicity
as of 6 pm CT, January 11, 2021

Total Cases
241,957



	American Indian or Alaska Native	Asian	Black	White	Other	Unknown
Non Hispanic	945	779	65,140	89,331	2,373	1,749
Hispanic	43	28	294	1,645	2,837	492
Unknown Ethnicity	897	286	15,769	23,320	6,410	29,619

Total Deaths
5,284

	American Indian or Alaska Native	Asian	Black	White	Other	Unknown
Non Hispanic	74	9	1,875	2,345	27	11
Hispanic	1	0	7	27	16	1
Unknown Ethnicity	22	7	281	409	46	126

● 1 to 800 ● 801 to 1600 ● 1601 to 2400 ● 2401 to 3200 ● >3200

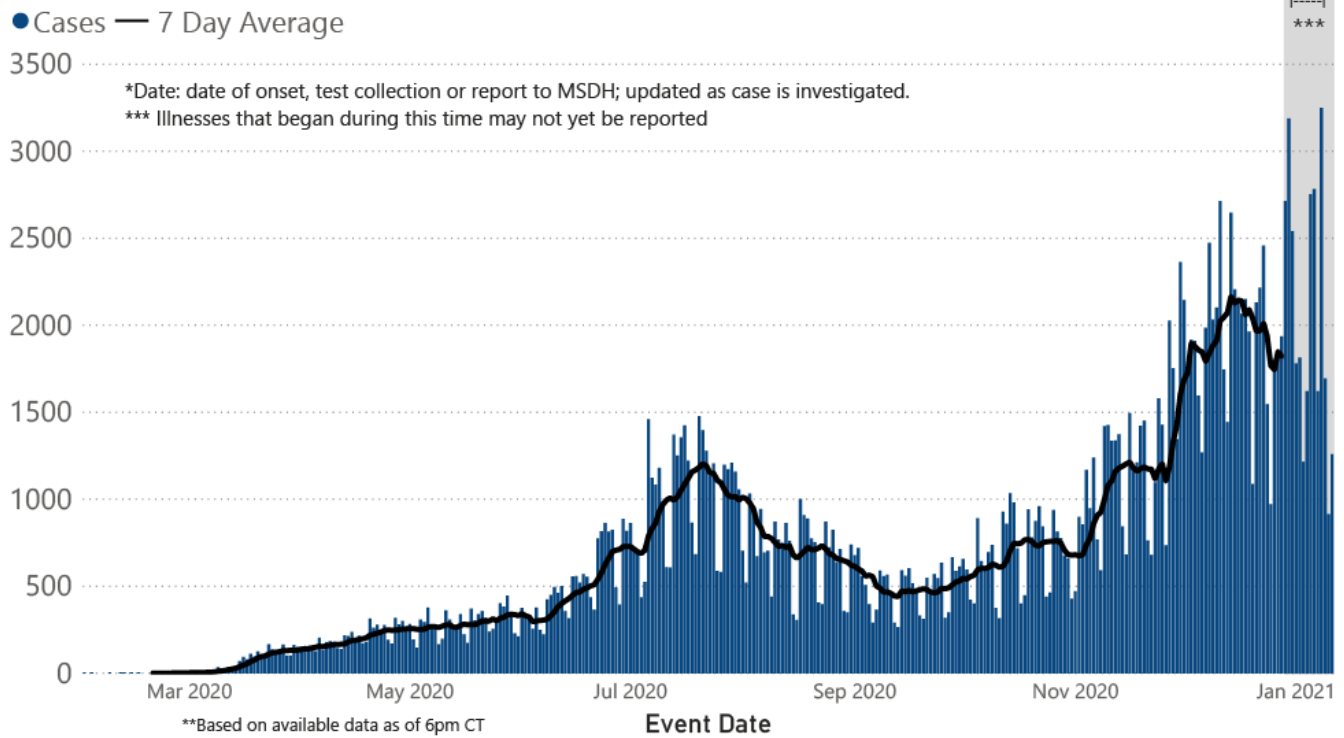
Daily Statewide Data Charts

Our state case map and other data charts are also available in interactive form.

▶ [View interactive epidemiological and surveillance charts](#)

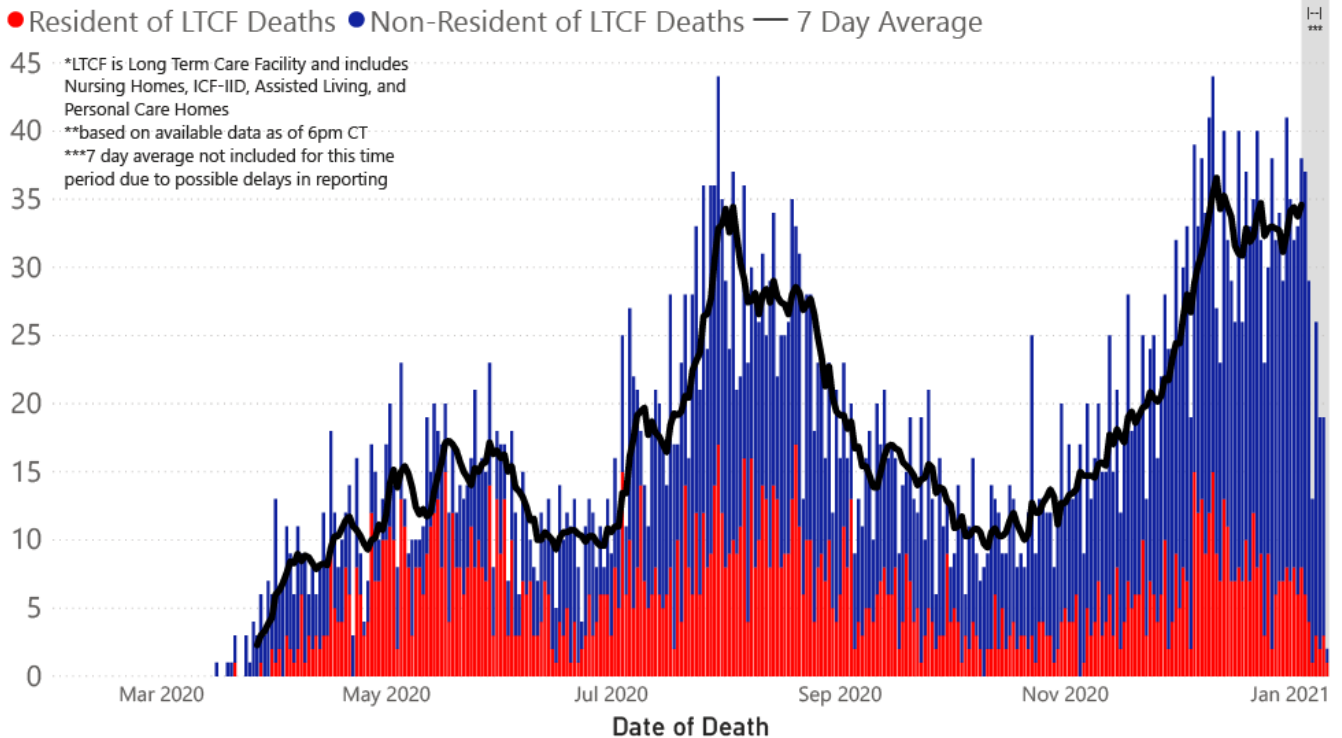
The charts below are based on available data at the time of publication. Charts do **not** include cases where insufficient details of the case are known.

COVID-19 Cases by Date* through January 11, 2021**, Mississippi

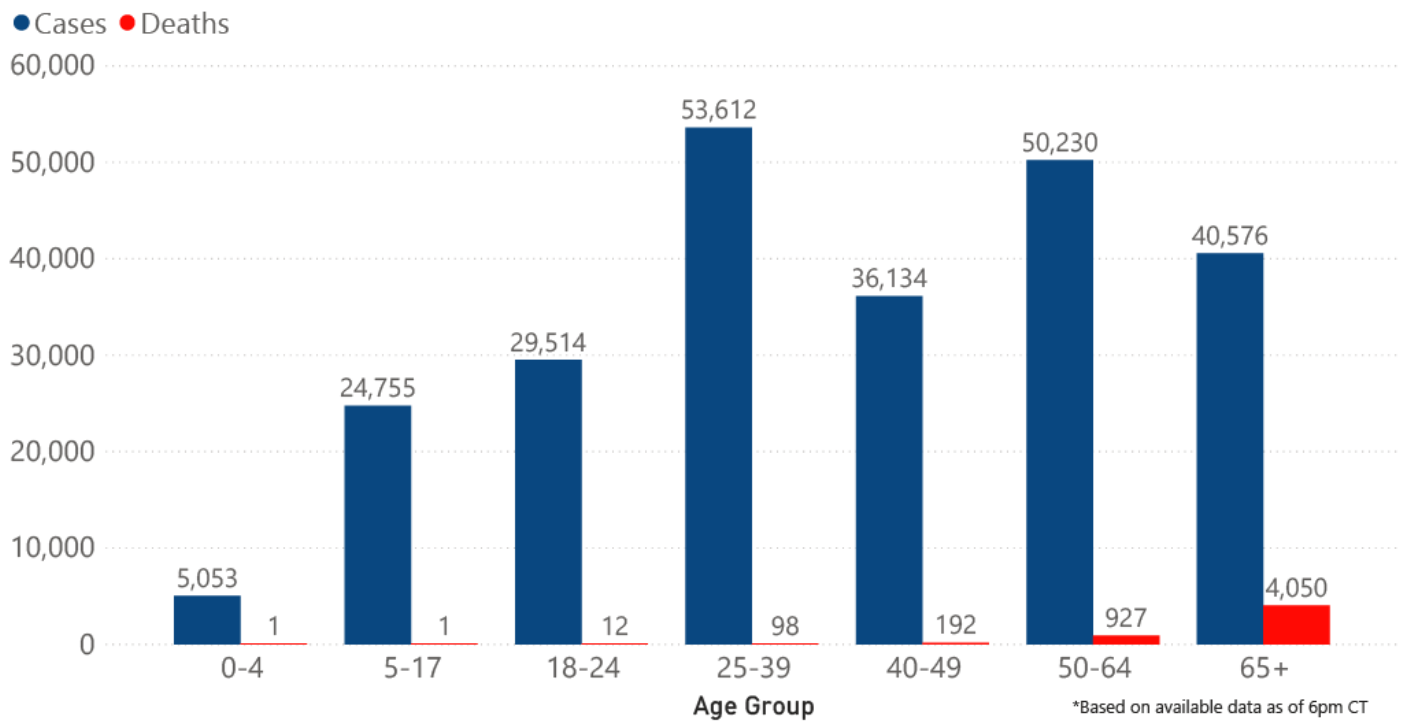


Note: Values up to two weeks in the past on the chart of Cases by Date above can change as we update it with new information from disease investigation.

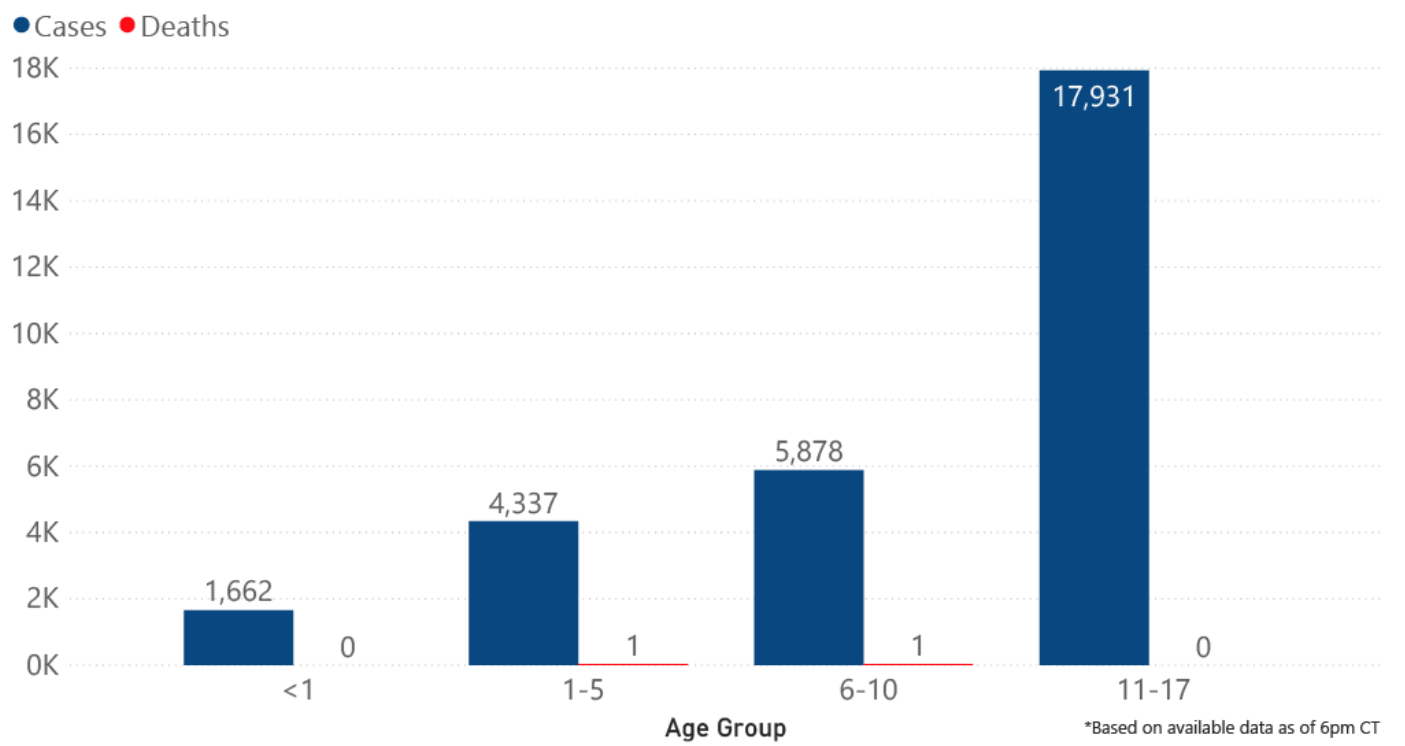
COVID-19 LTCF* and Non-LTCF Deaths by Date of Death through January 11, 2021**, Mississippi



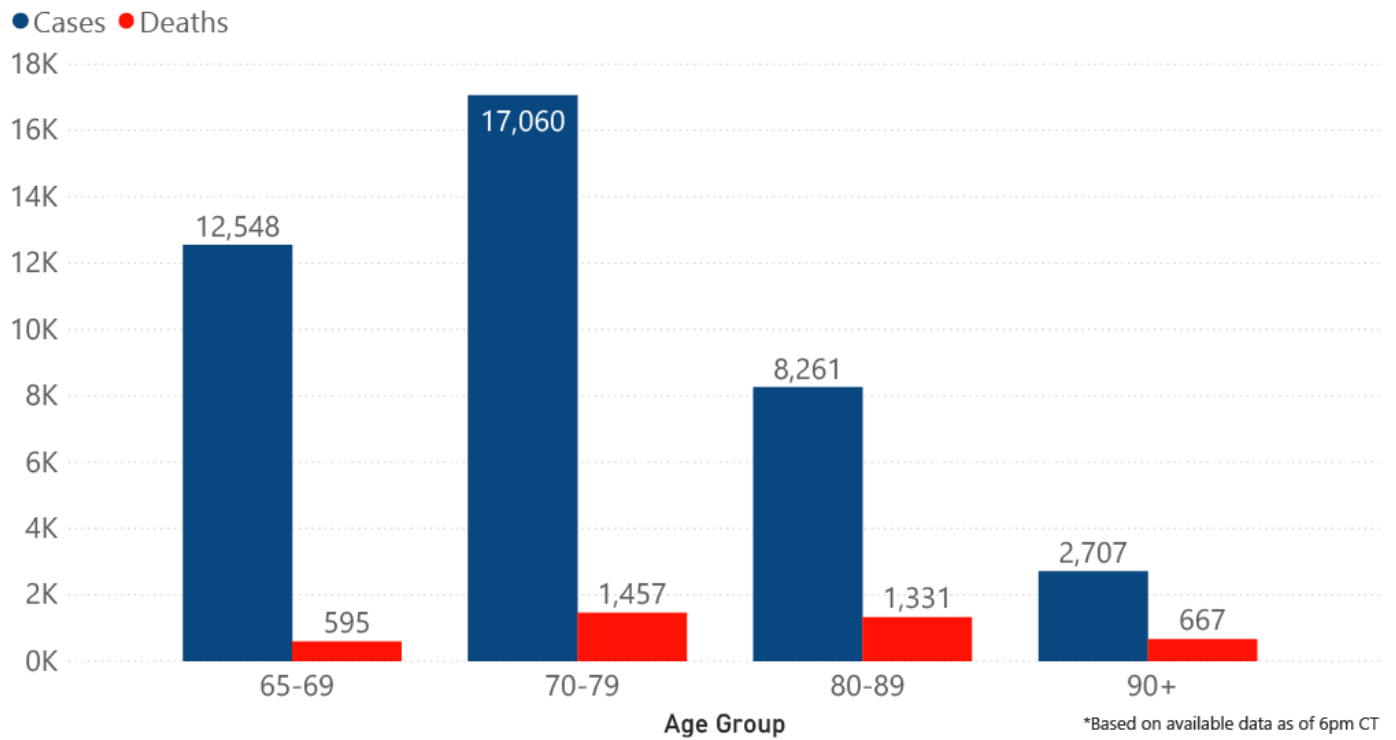
COVID-19 Cases and Deaths by Age Group through January 11, 2021*, Mississippi



COVID-19 Pediatric Cases and Deaths by Age Group through January 11, 2021*, Mississippi

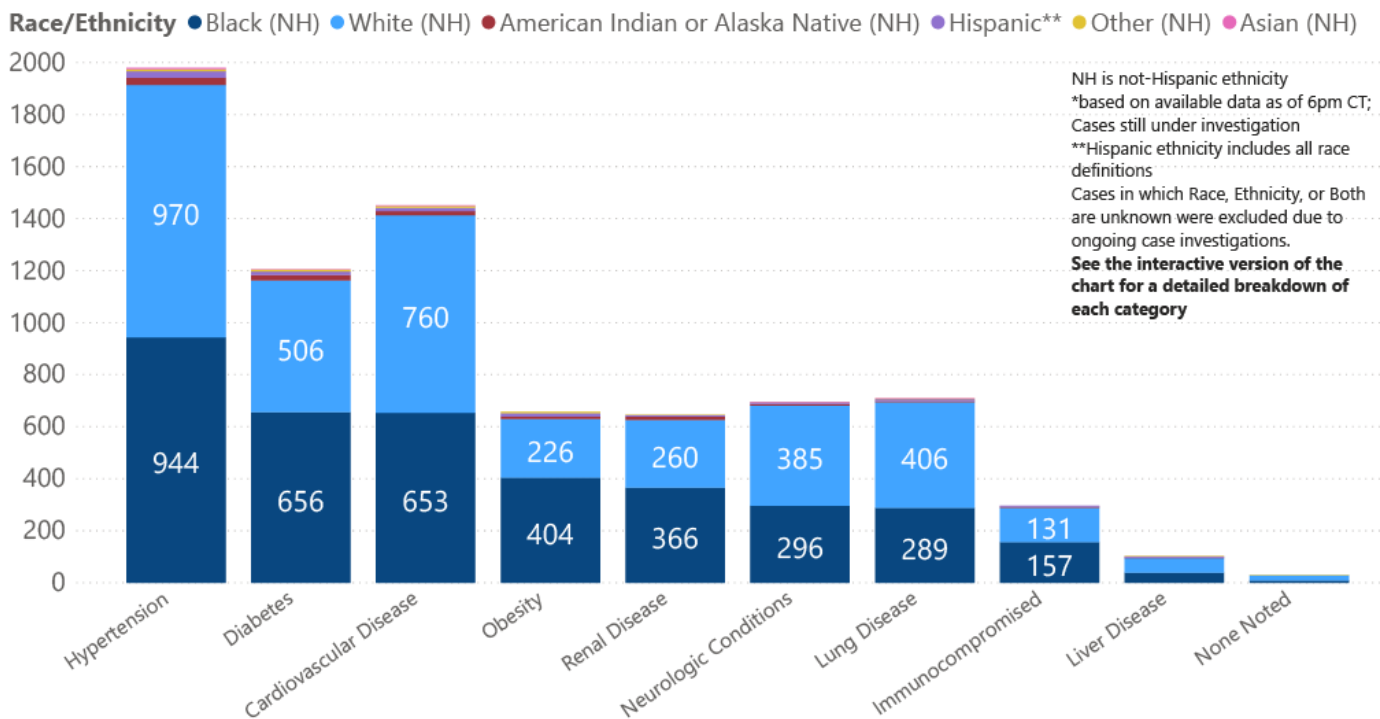


COVID-19 Geriatric Cases and Deaths by Age Group through January 11, 2021*, Mississippi

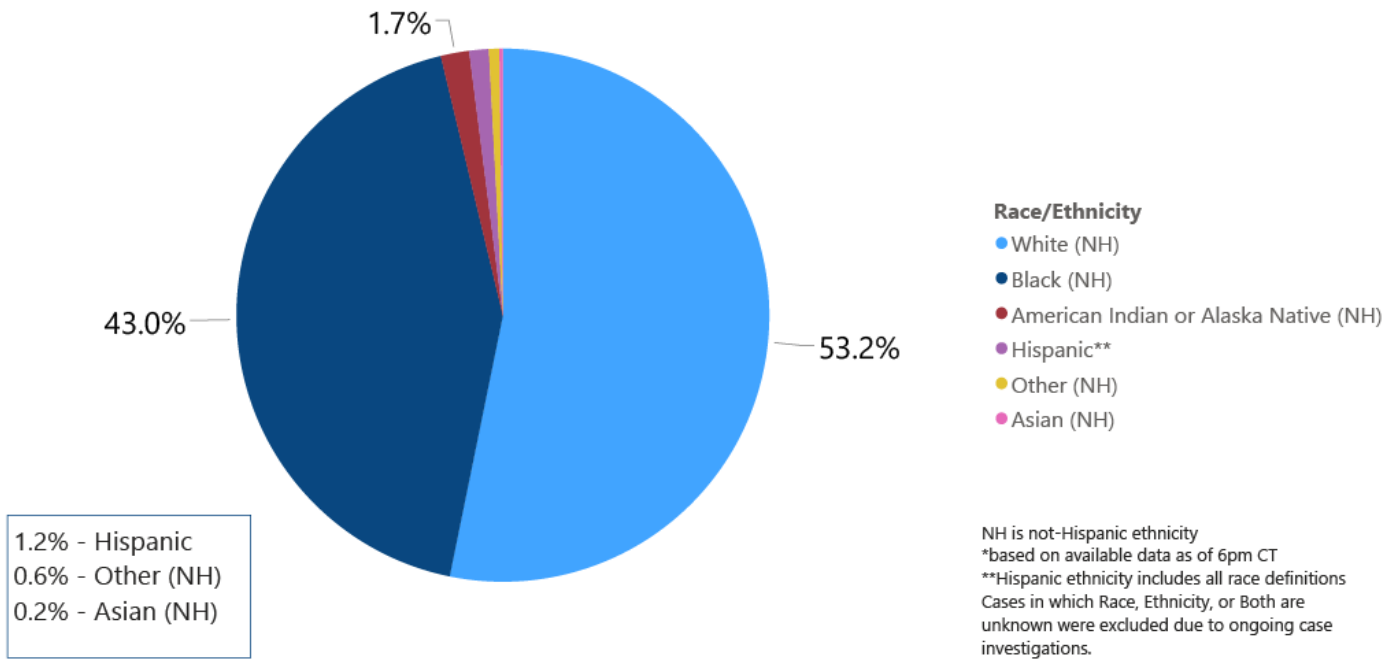


Weekly Statewide Data Summaries

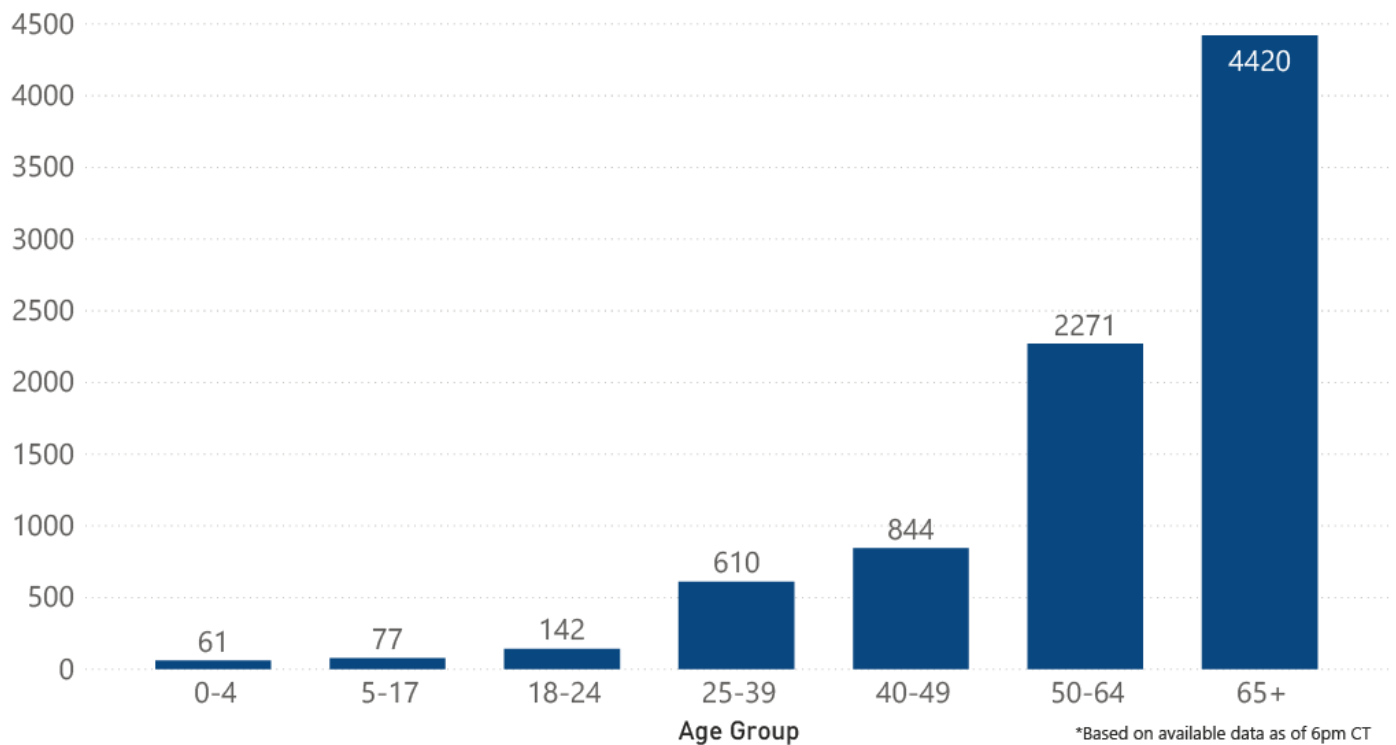
COVID-19 Underlying Conditions in Deaths by Race/Ethnicity through January 10, 2021*, Mississippi



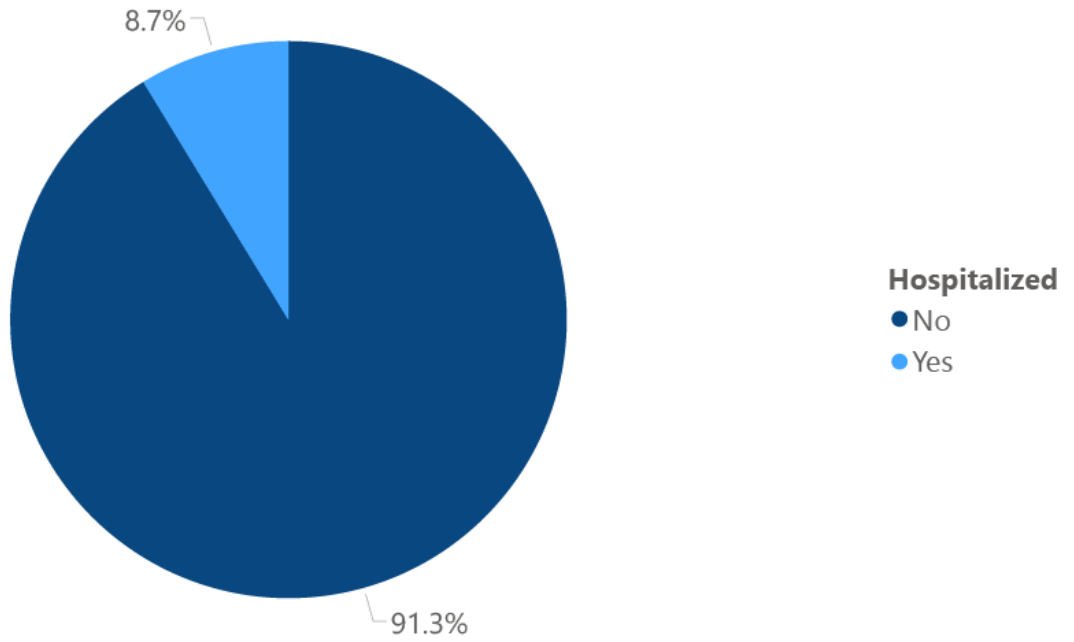
COVID-19 Deaths by Race/Ethnicity through January 10, 2021*, Mississippi



COVID-19 Hospitalized Cases by Age through January 10, 2021*, Mississippi

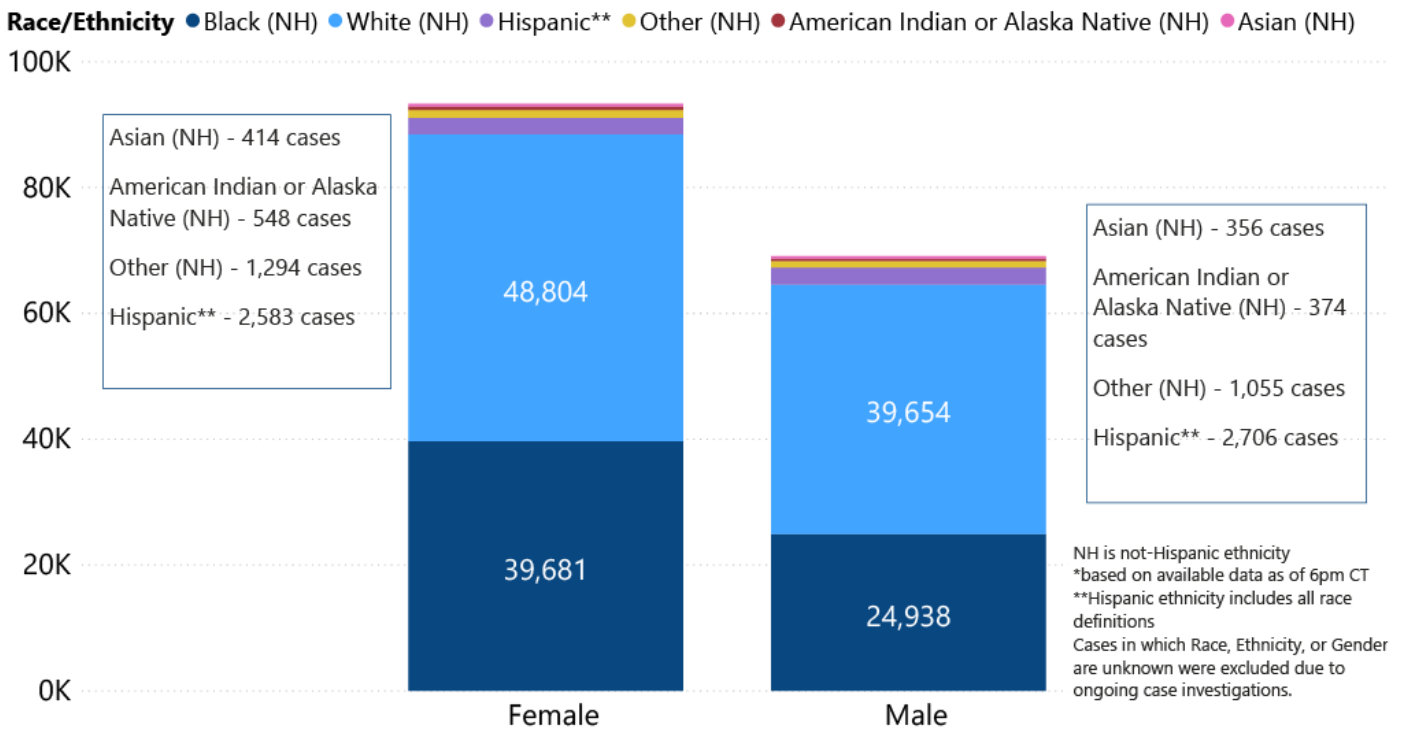


COVID-19 Cumulative Hospitalizations-Invstigated Cases January 10, 2021 *



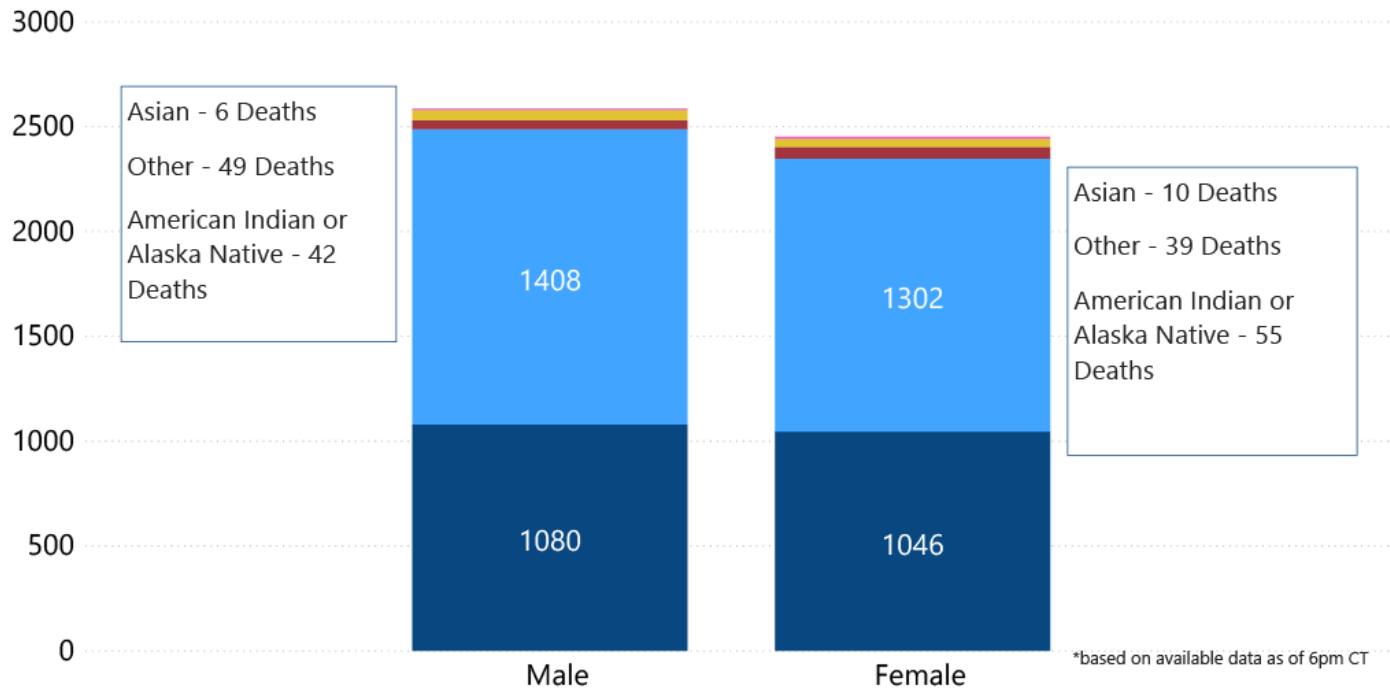
* Cases in which hospitalization is unknown were excluded due to ongoing case investigations; based on available data as of 6 pm CT

COVID-19 Cases by Race/Ethnicity and Gender through January 10, 2021*, Mississippi

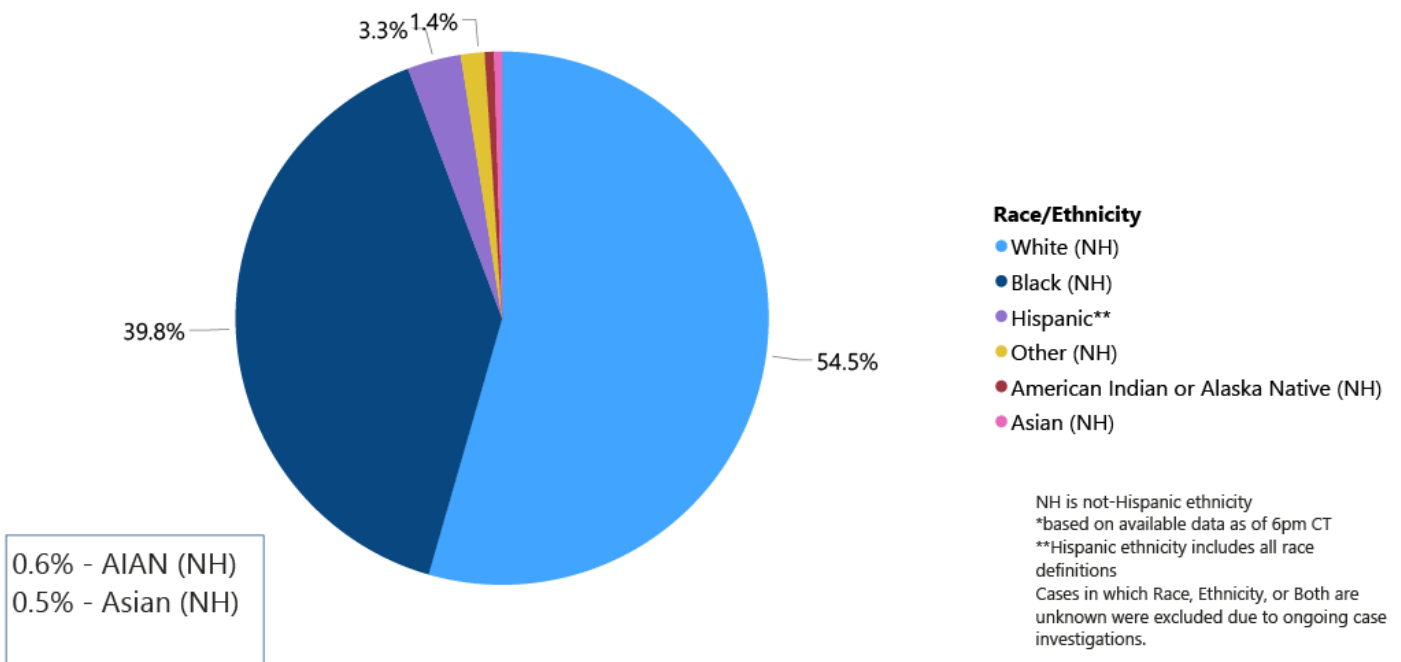


COVID-19 Deaths by Race and Gender through January 10, 2021*, Mississippi

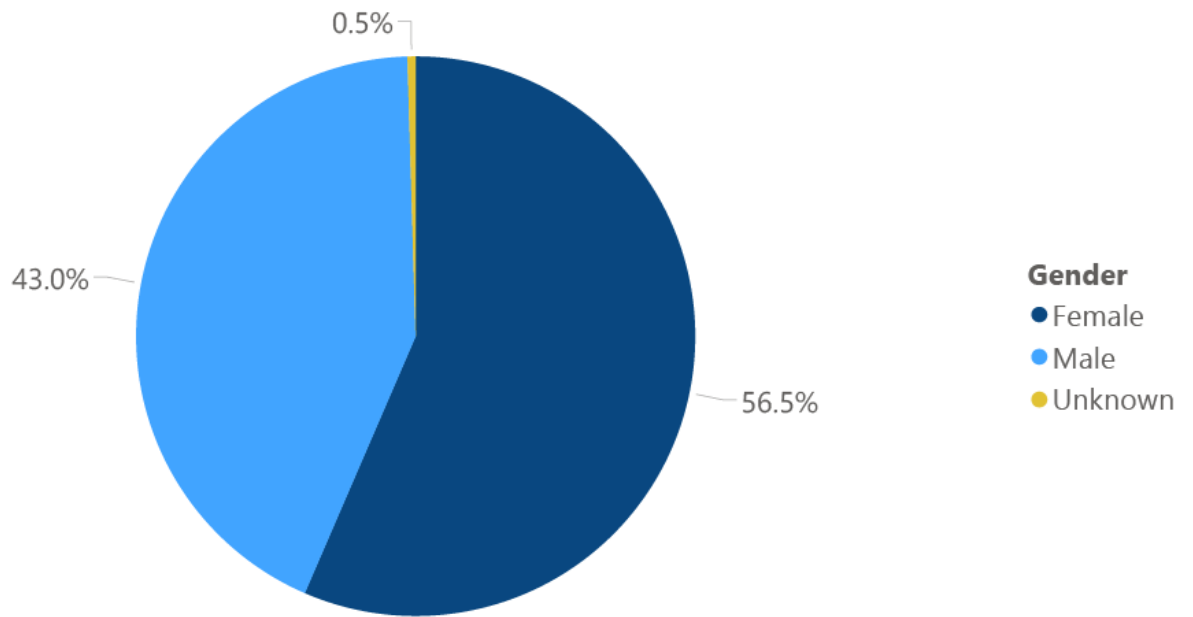
Race ● Black ● White ● American Indian or Alaska Native ● Other ● Asian



COVID-19 Cases by Race/Ethnicity through January 10, 2021*, Mississippi



COVID-19 Cases by Gender through January 10, 2021*, Mississippi



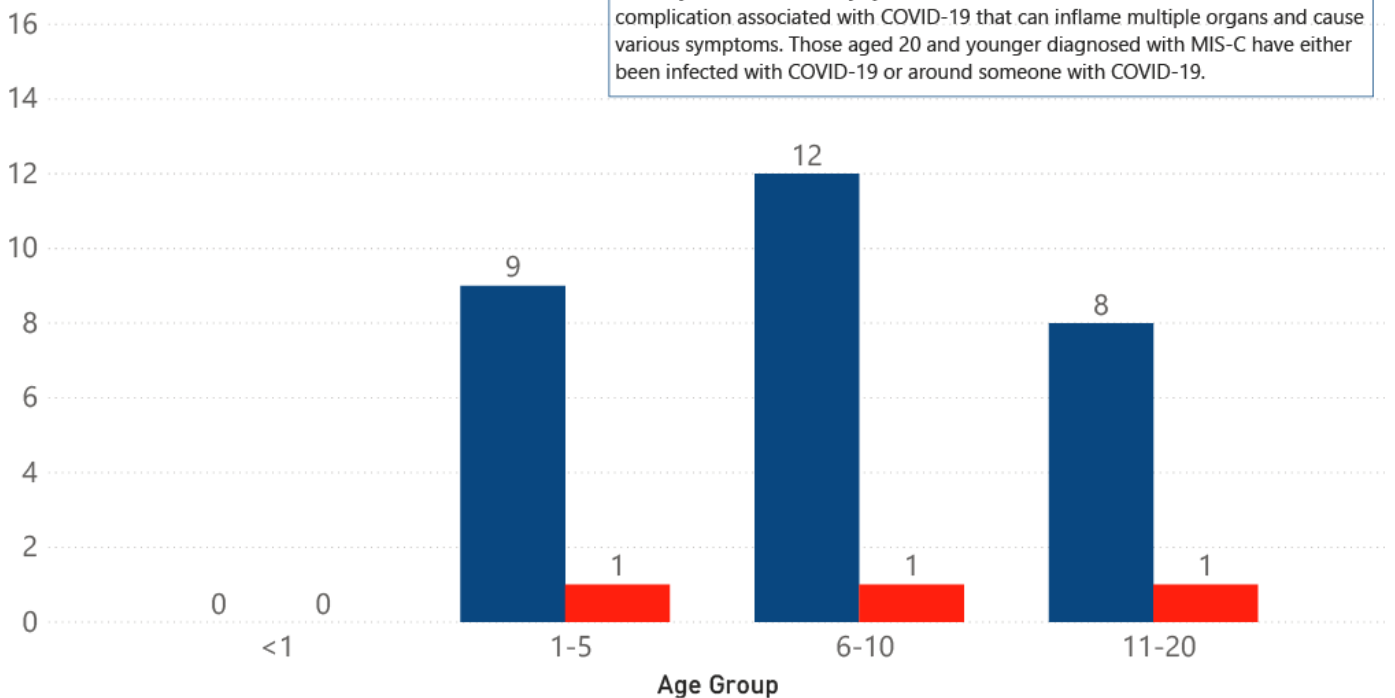
*Based on available data as of 6pm CT

Weekly Pediatric MIS-C Cases and Deaths

[Multisystem inflammatory syndrome in children \(MIS-C\)](#) is a rare but serious condition associated with COVID-19 that causes inflammation in many body parts, including the heart and other vital organs.

MIS-C* Cases and Deaths by Age Group through January 10, 2021, Mississippi

● MIS-C Cases ● MIS-C Deaths



*Multisystem inflammatory syndrome in children (MIS-C): A rare but serious complication associated with COVID-19 that can inflame multiple organs and cause various symptoms. Those aged 20 and younger diagnosed with MIS-C have either been infected with COVID-19 or around someone with COVID-19.

Weekly High Case and High Incidence Counties

Tracking counties with recent high numbers of COVID-19 cases, adjusted for population, provides insight on where local outbreaks are most serious, and where protective measures should be increased. For more accurate reporting, these weekly charts include sample collection dates only up to seven days in the past to allow for case investigation and delays in lab test reports.

Cases counts in these charts is based on the date of illness onset. If the date of illness is not known, the date the test sample was taken, or the date of test result reporting is used instead. Counts are adjusted as cases are investigated.

Counties are ranked by highest weekly case counts, and by weekly incidence (cases proportional to population). A separate table ranking all counties is also available. **All tables updated weekly.**

► [Full tables of counties ranked by weekly incidence and cases](#) PDF

COVID-19 High Incidence MS Counties Over 2 Week Period (December 21-January 3, 2020*)					
County	Cases (December 21-January 3)	Cases per 100,000 (December 21-January 3)	Cases to Date (through January 3)	Cases per 100,000 Total	Percent Change
UNION	521	1808.1	3053	10595.2	21%
WEBSTER	164	1692.6	828	8545.8	25%
ITAWAMBA	380	1624.6	2405	10282.2	19%
JASPER	259	1580.9	1524	9302.3	20%
BOLIVAR	475	1550.9	3573	11665.8	15%
LOWNDES	887	1513.8	4695	8012.6	23%
CALHOUN	211	1469.3	1230	8564.9	21%
LEAKE	324	1421.9	2141	9396.1	18%
ATTALA	249	1370.1	1821	10019.8	16%
WASHINGTON	598	1361.9	4507	10264.4	15%
MONROE	478	1356.0	3192	9054.8	18%
PONTOTOC	428	1330.3	3281	10197.7	15%

*based on available data as of 6pm CT
 Cases based on test date. Cases without test date excluded due to ongoing investigations.
 Table will be updated weekly. A one week lag is used for reporting.

COVID-19 High Case MS Counties Over 2 Week Period (December 21-January 3, 2020*)

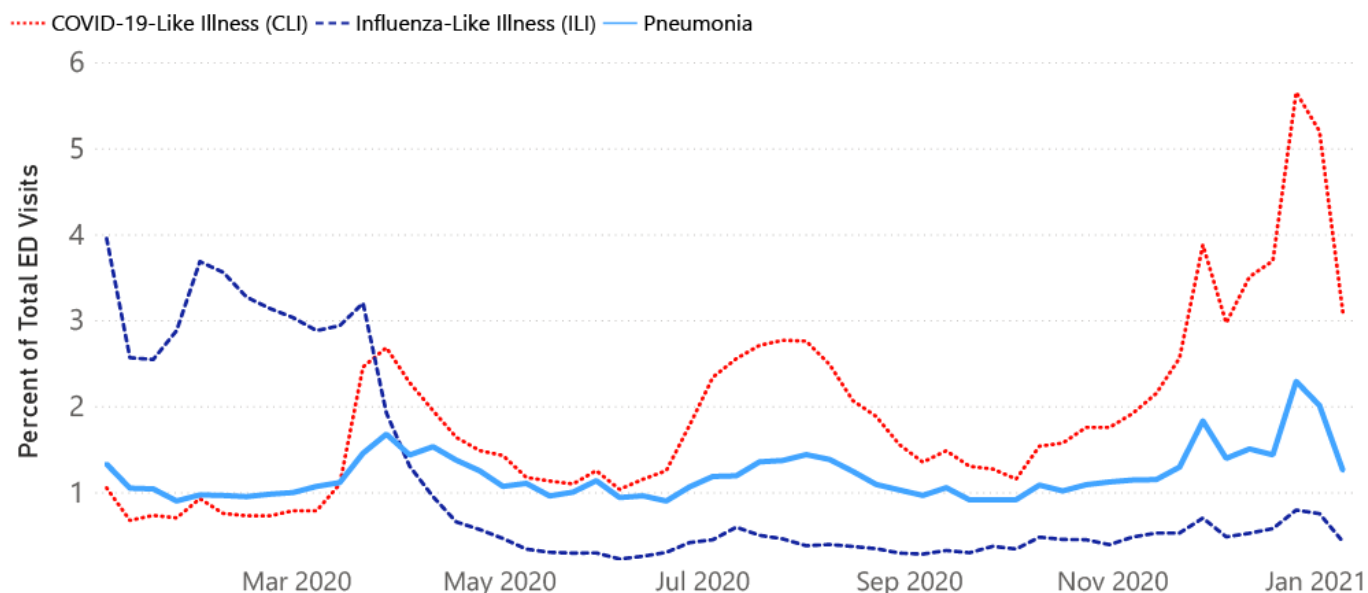
County	Cases (December 21-January 3)	Cases per 100,000 (December 21-January 3)	Cases to Date (through January 3)	Cases per 100,000 Total	Percent Change
DESOTO	2052	1109.5	15398	8325.7	15%
HARRISON	1721	827.1	11466	5510.4	18%
HINDS	1471	634.5	14519	6262.5	11%
RANKIN	1252	806.3	9290	5983.1	16%
LEE	1039	1216.1	8017	9383.6	15%
JACKSON	998	694.9	9083	6324.5	12%
MADISON	897	844.1	7480	7038.5	14%
LOWNDES	887	1513.8	4695	8012.6	23%
JONES	683	1003.0	5459	8016.4	14%
LAUDERDALE	617	832.4	5176	6982.8	14%
WASHINGTON	598	1361.9	4507	10264.4	15%
FORREST	566	755.7	5439	7262.0	12%

*based on available data as of 6pm CT
 Cases based on test date. Cases without test date excluded due to ongoing investigations.
 Table will be updated weekly. A one week lag is used for reporting.

Syndromic Surveillance

Emergency department visits by those with symptoms characteristic of COVID-19, influenza and pneumonia, updated weekly.

Percentage of Emergency Department and Clinic visits for CLI, ILI, and Pneumonia Cases Weekly Statewide Summary, January 4, 2020 - January 9, 2021



*The graph represents syndromic surveillance data from emergency department visits, reported electronically by hospitals throughout the state, that are consistent with COVID-19-Like Illness (CLI), Influenza-Like Illness (ILI), and Pneumonia. Based on available data as of 6pm CT. Graph will be updated weekly.

Estimated Recoveries

Presumed COVID-19 cases recovered, estimated weekly (does not include cases still under investigation).

COVID-19 Presumed Recovered Cases through January 10, 2021, Mississippi

198,888

Presumed Recovered*

*Reflects Provisional Estimates. Presumed Recovered if:

- 1) It has been 14 days or more since the case tested positive, if they were not hospitalized
- 2) It has been 21 days or more since the case tested positive, if they were hospitalized or hospitalization was unknown.

All deaths excluded. Presumed recovered counts will be updated weekly.

U.S. and World Cases

- ▶ [COVID-19 cases in the United States \(CDC\)](#)
- ▶ [U.S. COVID-19 Tracker \(CDC\)](#)
- ▶ [COVID-19 Global Case Map \(Johns Hopkins University\)](#)

COVID-19 Testing

Statewide Combined Testing as of January 10

COVID-19 testing providers around the state include commercial laboratories as well as hospital labs. Combined with testing done by the MSDH Public Health Laboratory, the figures provide a complete picture of all Mississippi testing. (Updated weekly)

PCR testing detects current, active COVID-19 infection in an individual.

Antibody (serology) testing identifies individuals with past COVID-19 infection based on antibodies they develop one to three weeks after infection.

Antigen testing is another way to identify current COVID-19 infection.

	Total tests	PCR	Antibody	Antigen
MSDH Public Health Laboratory	153,230	151,987	1,243	0
Other testing providers	1,816,740	1,229,205	65,023	522,512

Total tests for COVID-19 statewide	1,969,970	1,381,192	66,266	522,512
------------------------------------	------------------	------------------	---------------	----------------

MSDH Individuals Tested as of January 11

MSDH Public Health Laboratory (MPHL) testing totals as of 3 p.m. These totals are for tests performed at the MPHL only.

- Total individuals tested by the MPHL: **102,705**
- Total positive individuals from MPHL tests: **12,515**

Getting Tested for COVID-19

The MSDH Public Health Laboratory, its partners, and private providers are testing statewide for COVID-19.

Anyone with symptoms of fever, severe cough or severe chest pains – especially those who are older or in poor health – should make arrangements for testing with their doctor or one of the many healthcare providers now performing testing. Always call ahead to the testing provider for instructions on safely being examined before you visit for your test.

Free testing: Free drive-through testing sites are offered at county health departments on a weekly schedule by appointment.

- ▶ [Find a COVID-19 testing provider near you](#)
- ▶ [Free COVID-19 rapid testing schedule](#)

Prevention and Guidance for Individuals and the Community

- ▶ [Preventive steps to take, recommendations, guidance and general information on COVID-19](#)

Get COVID-19 e-mail updates daily with our free newsletter: [+](#)

Last reviewed on Mar 5,

2020

[error on this](#)

[email page](#)

[print](#)

Related resources

- ▶ [IT IS REAL: COVID-19 as Told by Survivors](#)
- ▶ [Free COVID-19 Testing and Local Testing Providers](#)
- ▶ [COVID-19 Guidance and Prevention for Individuals and the Community](#)
Updated December 22, 2020

More topics

- ▶ [\[Espanol, Tieng Viet, ASL \]](#)
- ▶ [County Data](#)
- ▶ [Diagnostic Testing EUA](#)
- ▶ [Handouts and Posters](#)
- ▶ [Healthcare Professionals](#)
- ▶ [Interactive Map and Charts](#)
- ▶ [Long-Term Care Outbreaks](#)
- ▶ [Prevention and Safety Guidance](#)
- ▶ [School Cases and Outbreaks](#)
- ▶ [Testing for COVID-19](#)
- ▶ [Vaccination Against COVID-19](#)

COVID-19 Vaccinations

Latest information

Questions and answers

Mississippi Vaccination Report

Vaccinations are now available for those 75 and older at any of our drive-through sites.

[FULL INFORMATION](#)

AGENCY

[About Us](#)

[Administration](#)

[Board of Health](#)

[County Offices](#)

[Institutional Review](#)

[Jobs](#)

[Locations](#)

[Public Health Laboratory](#)

[RFPs/Grants](#)

[More »](#)

[Intranet](#)

[OHIT+ER Service Center](#)

[Webmail](#)

INFORMATION

[Apps](#)

[Calendar of Events](#)

[Contact Us](#)

[Meetings](#)

[Health Resources](#)

[Hotlines](#)

[Locations](#)

[News](#)

[Newsletter](#)

[Phone Numbers](#)

[Español](#)

I NEED A ...

[Birth Certificate](#)

[Certificate of Need](#)

[Children's Health Insurance](#)

[Complaint Form](#)

Criminal History Check
Death Certificate
Divorce Record
Food Permit
Immunization Record
J-1 Visa
License Verification
Marriage Record
Professional License
Public Records Request
Wastewater Application

PUBLICATIONS

Annual Report
CON Weekly Reports
Health Facilities Directory
Mississippi Morbidity Reports
Public Health Report
State Health Plan
Strategic Plan
More »

Mississippi State Department of Health • 570 East Woodrow Wilson Dr • Jackson, MS 39216 • 866-HLTHY4U • Contact and information

