



## Coronavirus Disease 2019 (COVID-19)

*Updated January 15, 2021*

Mississippi COVID-19 Hotline (7 days a week, 7 a.m.–7 p.m.): **877-978-6453** or 601-965-4071

**Vaccination appointments:** Vaccine supply is currently low, and available appointments may be limited until late January. [More about vaccinations and making an appointment »](#)

---

## General Information

- ▶ [COVID-19 vaccinations and Mississippi vaccination summary](#)
- ▶ [Counties with mask mandates and gathering restrictions](#)
- ▶ [COVID-19 overview, questions and answers, and other resources](#)
- ▶ [COVID-19 and You: Video Q & A with State Health Officer Dr. Thomas Dobbs](#)
- ▶ [ASL, Spanish and Vietnamese materials](#)

## Healthcare Professionals

Guidance and more →

- ▶ [Healthcare guidance](#)
- ▶ [Electronic reporting](#)

- ▶ [Vaccine providers](#)
- ▶ [Specimens](#)
- ▶ [Lab dropoff](#)
- ▶ [Facilities guidance](#)
- ▶ [MS-HAN Alerts](#)

---

## [ALL HEALTHCARE](#)

## Current Cases and Statistics

County and state data →

- ▶ [Today's update](#)
- ▶ [County data reports](#)
- ▶ [State data charts](#)
- ▶ [Hospitalizations](#)
- ▶ [School and LTCF data](#)
- ▶ [Lab testing](#)
- ▶ [Recoveries](#)

---

## [ALL STATISTICS](#)

## Prevention, Testing and Guidance

Personal and community →

- ▶ [Getting tested](#)
- ▶ [Personal protection](#)
- ▶ [Gatherings and events](#)
- ▶ [Business and community](#)
- ▶ [School guidelines](#)
- ▶ [State agencies](#)
- ▶ [Vaccinations](#)

---

## [ALL GUIDANCE](#)

**Home isolation is mandatory if you have tested positive for COVID-19** by [order of the State Health Officer](#). (If you are awaiting results of routine testing *not* related to exposure, you may [return to work](#) and follow the safety guidance of your employer.)

**Quarantine is mandatory for household members** of someone who has COVID-19. Home quarantine permits working under certain circumstances.

[More about isolation and quarantine »](#)

# COVID-19 in Mississippi

## New Cases and Deaths as of January 14

### NEW CASES

**2,342**

New COVID-19 positive test results reported to MSDH as of 6 p.m. yesterday.

### TOTAL MISSISSIPPI CASES

**248,189**

[▶ Totals by county](#)

### NEW DEATHS

**55**

New COVID-19 related deaths reported to MSDH as of 6 p.m. yesterday. Twenty-seven deaths occurred between January 3 and January 14, 2021 in the counties below.

County	Total
Benton	1
Bolivar	1
Desoto	3
Harrison	2
Jackson	4
Jasper	1
Lamar	1
Lowndes	3
Madison	1
Neshoba	1
Rankin	1
Smith	1
Tallahatchie	1
Union	2
Warren	3
Wilkinson	1

Twenty-eight COVID-19 related deaths occurred between December 17, 2020 and January 10, 2021, identified from death certificate reports.

County	Total
--------	-------

County	Total
Adams	1
Alcorn	1
Carroll	1
Choctaw	1
Franklin	2
George	1
Harrison	1
Hinds	2
Jackson	1
Lauderdale	3
Madison	1
Marshall	1
Monroe	2
Panola	1
Pearl River	1
Prentiss	3
Simpson	1
Sunflower	1
Tippah	1
Wayne	1
Winston	1

**TOTAL MISSISSIPPI DEATHS**

**5,411**

► [Totals by county](#)

**LTC OUTBREAKS**

**220**

Current outbreaks in long-term care (LTC) facilities only. (See [LTC facility outbreak definition](#).)

► [Cases by county](#)

**About our case counts:** We currently update our case totals each day based on test results from the previous day. Outside laboratories also report positive test results to us, which are included in our totals. Multiple positive tests for the same individual are counted only once. County case numbers and deaths may change as investigation finds new or additional information.

- ▶ [K-12 School Reports](#)  
Weekly COVID-19 cases, outbreaks and exposure reported by Mississippi schools
- ▶ [Long-Term Care Facility and Residential Care Facility COVID-19 Reports](#)  
Data reported directly to MSDH by the facility; cases and deaths in these reports may not yet be included in our totals of lab-reported cases.
- ▶ [Ongoing Outbreaks in Nursing Homes](#)  
A wide variety of data from the Centers for Medicare and Medicaid (CMS)
- ▶ [Deaths from COVID-19 and Other Causes](#) PDF  
Provisional counts by week of deaths from COVID-19, pneumonia/influenza, and heart disease
- ▶ [Laboratory Testing](#)  
Number and type of COVID-19 tests performed
- ▶ [Mississippi COVID-19 Vaccination Report](#) PDF  
Vaccinations distributed and administered as reported to MSDH by vaccination providers
- ▶ [Statewide data charts](#)

## County COVID-19 Data

### Race and Ethnicity

- ▶ [Total COVID-19 cases and deaths by county, race and ethnicity](#) PDF  
Current and past data tables, updated daily

### Data Snapshots for Individual Counties

- ▶ [Weekly COVID-19 snapshots for each Mississippi county](#)

### High Cases and Incidence

- ▶ [Map of Mississippi counties by 7-day incidence](#)
- ▶ [Table of counties ranked by weekly cases and incidence](#)

### Cumulative Cases and Deaths by County

Totals of all reported COVID-19 cases, including those in long-term care (LTC) facilities.

**The numbers in this table are provisional.** County case numbers and deaths may change as investigation finds new or additional information. The data provided below is the most current available.

County	Total Cases	Total Deaths	Total LTC Facility Cases	Total LTC Facility Deaths
<a href="#">Adams</a>	2016	66	72	15
<a href="#">Alcorn</a>	2606	51	128	19
<a href="#">Amite</a>	964	25	54	7
<a href="#">Attala</a>	1916	58	173	34
<a href="#">Benton</a>	803	23	45	10
<a href="#">Bolivar</a>	3941	106	225	31
<a href="#">Calhoun</a>	1333	21	26	4
<b>Total</b>	<b>248,189</b>	<b>5,411</b>	<b>9,860</b>	<b>1,814</b>

County	Total Cases	Total Deaths	Total LTC Facility Cases	Total LTC Facility Deaths
Carroll	1037	21	47	9
Chickasaw	1812	43	53	15
Choctaw	596	13	1	0
Claiborne	851	25	45	9
Clarke	1364	60	110	30
Clay	1567	32	24	3
Coahoma	2231	54	128	11
Copiah	2374	49	75	9
Covington	2088	71	135	39
De Soto	16841	171	111	22
Forrest	5870	117	224	50
Franklin	653	15	40	4
George	1974	38	59	7
Greene	1089	29	52	6
Grenada	2157	70	155	32
Hancock	2535	57	69	14
Harrison	13037	191	478	61
Hinds	15890	312	771	112
Holmes	1678	67	103	20
Humphreys	815	24	33	8
Issaquena	158	6	0	0
Itawamba	2588	58	125	22
Jackson	10128	177	215	29
Jasper	1651	34	35	2
Jefferson	530	19	30	4
Jefferson Davis	838	25	8	1
Jones	6166	108	217	41
Kemper	757	20	44	9
Lafayette	4861	92	188	54
Lamar	4753	63	52	13
Lauderdale	5724	177	410	88
Lawrence	1012	17	27	2
Leake	2278	64	90	14
<b>Total</b>	<b>248,189</b>	<b>5,411</b>	<b>9,860</b>	<b>1,814</b>

County	Total Cases	Total Deaths	Total LTC Facility Cases	Total LTC Facility Deaths
Lee	8721	135	214	41
Leflore	2980	104	234	50
Lincoln	2933	85	171	36
Lowndes	5238	109	230	52
Madison	8071	160	354	68
Marion	2061	71	157	23
Marshall	3360	65	64	15
Monroe	3487	103	189	53
Montgomery	1081	34	54	9
Neshoba	3325	150	196	56
Newton	1865	42	86	14
Noxubee	1096	22	34	4
Oktibbeha	3881	79	214	36
Panola	3604	75	102	13
Pearl River	3194	92	158	31
Perry	991	31	21	7
Pike	2581	76	119	34
Pontotoc	3587	52	42	4
Prentiss	2424	50	99	15
Quitman	675	8	0	0
Rankin	10439	205	371	58
Scott	2410	43	39	4
Sharkey	424	17	43	8
Simpson	2323	67	152	19
Smith	1188	23	58	8
Stone	1402	18	83	9
Sunflower	2775	69	111	16
Tallahatchie	1382	34	49	7
Tate	2666	59	80	19
Tippah	2362	46	108	6
Tishomingo	1796	59	101	27
Tunica	845	21	18	2
Union	3374	57	124	20
<b>Total</b>	<b>248,189</b>	<b>5,411</b>	<b>9,860</b>	<b>1,814</b>

County	Total Cases	Total Deaths	Total LTC Facility Cases	Total LTC Facility Deaths
Walthall	1111	36	67	13
Warren	3378	95	166	38
Washington	4734	122	189	39
Wayne	1961	30	69	11
Webster	906	24	58	11
Wilkinson	581	25	24	5
Winston	1980	61	114	33
Yalobusha	1138	34	82	22
Yazoo	2377	54	139	18
<b>Total</b>	<b>248,189</b>	<b>5,411</b>	<b>9,860</b>	<b>1,814</b>

## Case Classifications

Mississippi investigates and reports both probable and confirmed cases and deaths according to the [CSTE case definition](#).

	Confirmed	Probable	Total
Cases	161,797	86,392	<b>248,189</b>
Deaths	4,113	1,248	<b>5,411</b>

Confirmed cases and deaths are generally determined by positive PCR tests, which detect the presence of ongoing coronavirus infection.

Probable cases are those who test positive by other testing methods such as antibody or antigen, and have recent symptoms consistent with COVID-19, indicating a recent infection.

Probable deaths are those individuals with a designation of COVID-19 as a cause of death on the death certificate, but where no confirmatory testing was performed.

## Mississippi COVID-19 Data Charts and Maps

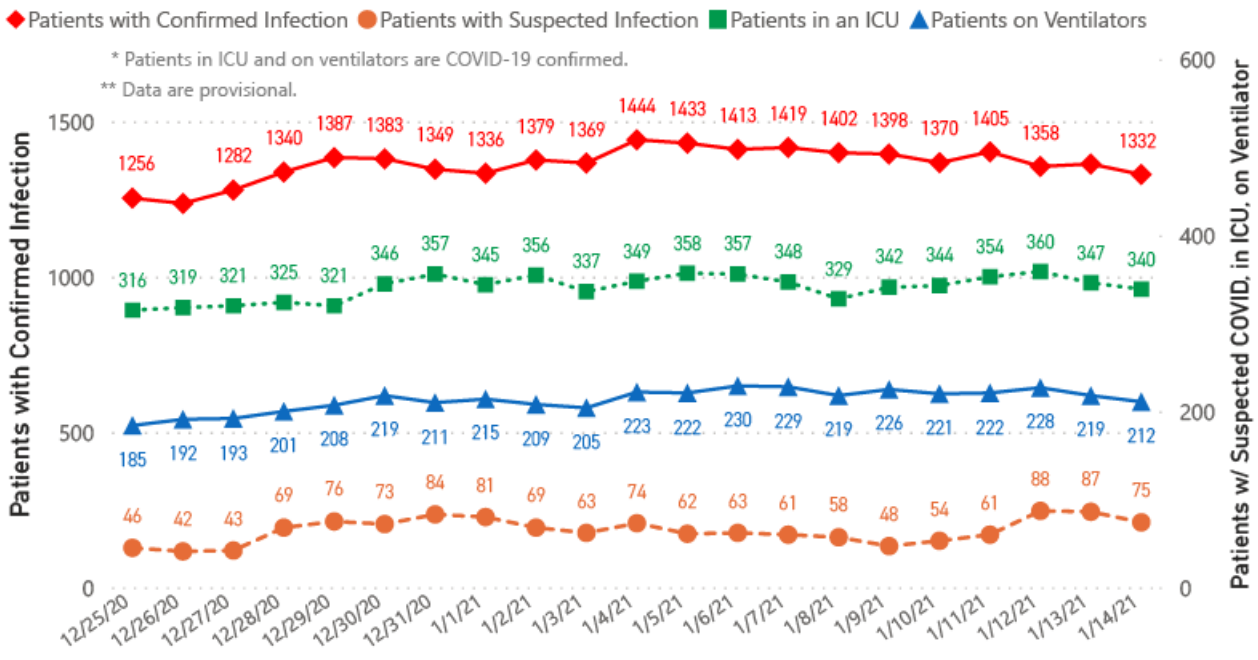
All data reports below are updated as they become available.

## Hospitalizations and Bed Availability

▶ [View interactive hospitalization charts](#)



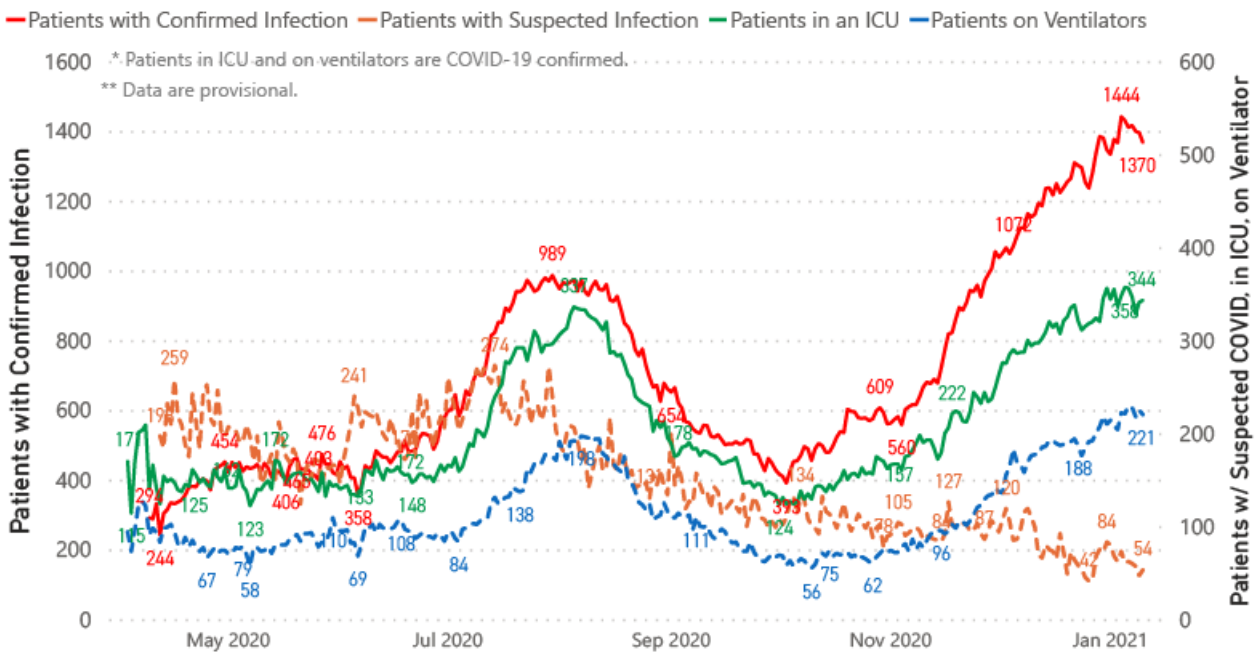
## COVID-19 Hospitalizations Reported by MS Hospitals, 12/25/20-1/14/21 <sup>\*,\*\*</sup>



### Hospitalization and ICU Use to Date

Updated weekly

## COVID-19 Hospitalizations Trends, Reported by MS Hospitals as of 1/10/21 <sup>\*,\*\*</sup>



### Daily Case Maps

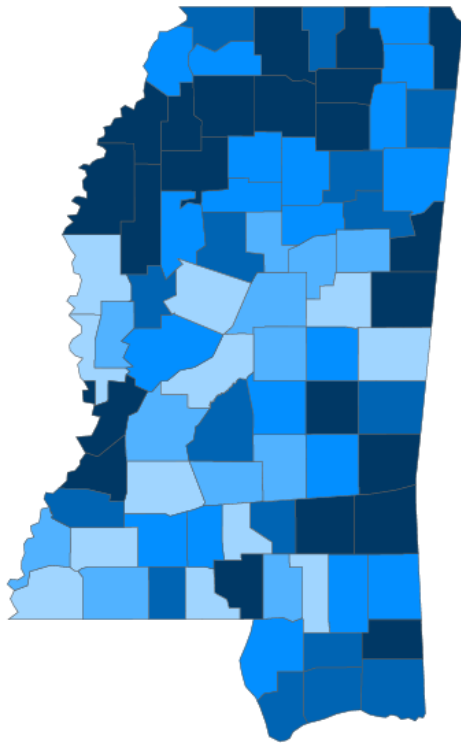
▶ [View all interactive maps](#)

## Recent COVID-19 Activity

The chart below shows counties according to COVID-19 incidence (cases by population) over the last 7 days.

▶ [See also: Weekly county incidence tables](#)

### Mississippi COVID-19 Cases Incidence Rate \* as of January 14, 2021



7 Day Average  
New Cases

**2,074.9**

7 Day Average  
Incidence Rate \*

**69.6**

Cumulative Cases

**248,189**

2019 Estimated Population

**2,976,149**

County	Incidence Rate	New Cases (7-Day Avg)	2019 Est. Population	Mask Mandate Status	Mask Mandate Started	Mask Mandate Ended
Tippah	123.3	27.1	22,015	Active	11/24/20	
Claiborne	114.4	10.3	8,988	Ended	10/19/20	11/11/20
Bolivar	107.3	32.9	30,628	Active	11/24/20	
Union	106.6	30.7	28,815	Active	11/24/20	
George	99.7	24.4	24,500	None		
Warren	95.4	43.3	45,381	None		
Jones	94.4	64.3	68,098	Active	11/24/20	
Quitman	92.5	6.3	6,792	None		
Newton	91.8	19.3	21,018	None		
Noxubee	90.5	9.4	10,417	None		

● <50.0 ● 50.0 to 60.0 ● 60.0 to 70.0 ● 70.0 to 80.0 ● >80.0

\* Based on average daily new cases of past 7 days per 100,000 population.

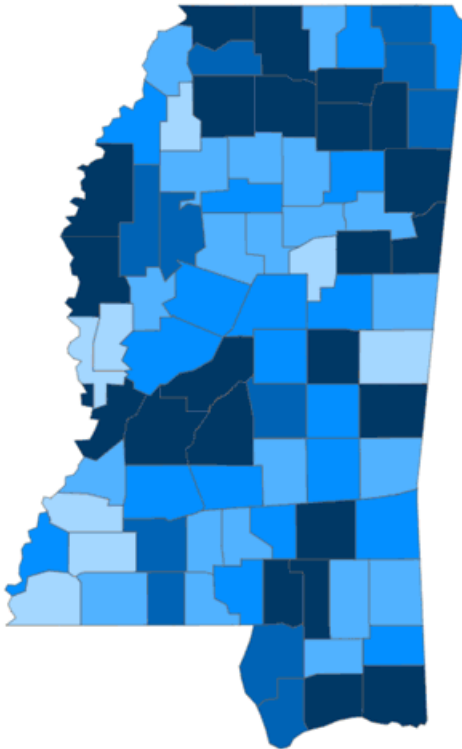
## Cumulative COVID-19 Cases

Total cases and deaths by county since the start of the pandemic.

▶ [See also: Weekly estimate of recoveries](#)

Mississippi COVID-19  
Cases and Deaths by Race with Ethnicity  
as of 6 pm CT, January 14, 2021

Total Cases  
**248,189**



	American Indian or Alaska Native	Asian	Black	White	Other	Unknown
Non Hispanic	985	803	66,789	92,095	2,446	1,840
Hispanic	45	30	302	1,674	2,890	528
Unknown Ethnicity	905	297	15,934	23,736	6,497	30,393

Total Deaths  
**5,411**

	American Indian or Alaska Native	Asian	Black	White	Other	Unknown
Non Hispanic	76	9	1,910	2,408	29	11
Hispanic	1	0	7	27	16	2
Unknown Ethnicity	22	7	286	424	47	129

● 1 to 800 ● 801 to 1600 ● 1601 to 2400 ● 2401 to 3200 ● >3200

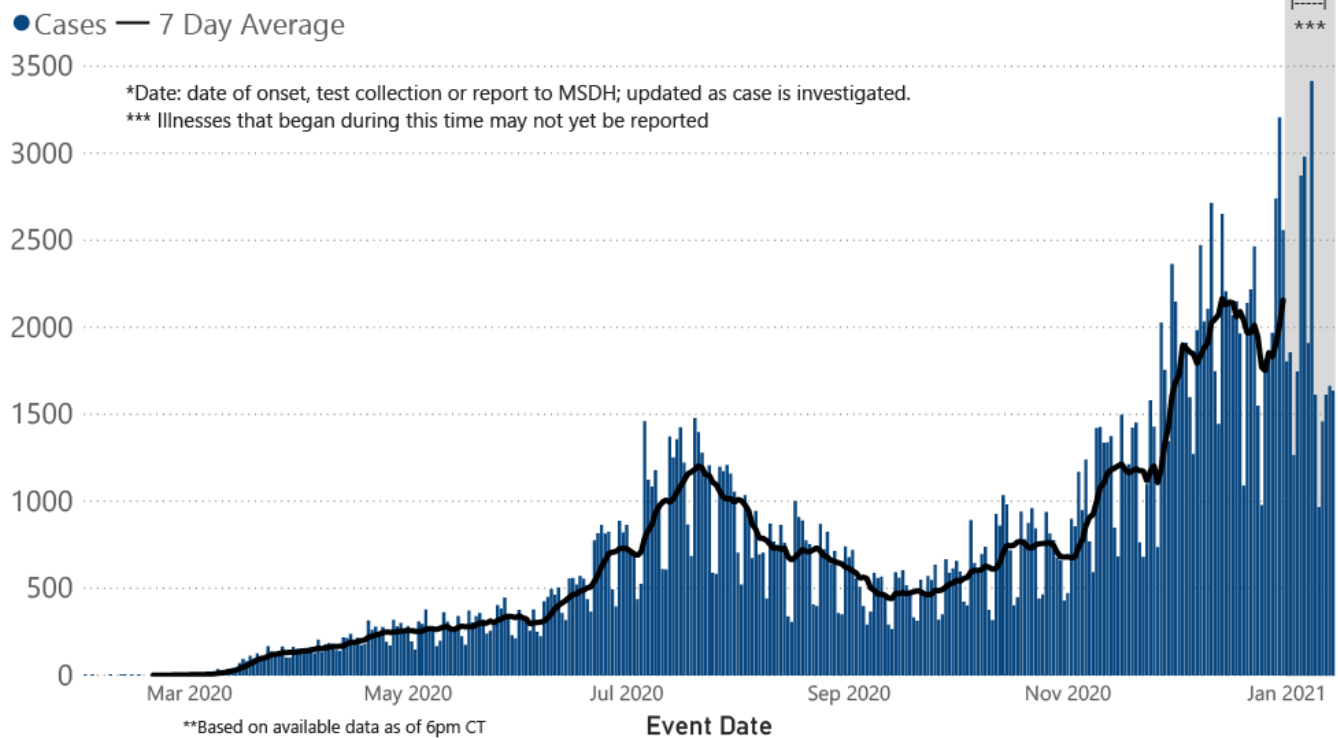
## Daily Statewide Data Charts

Our state case map and other data charts are also available in interactive form.

▶ [View interactive epidemiological and surveillance charts](#)

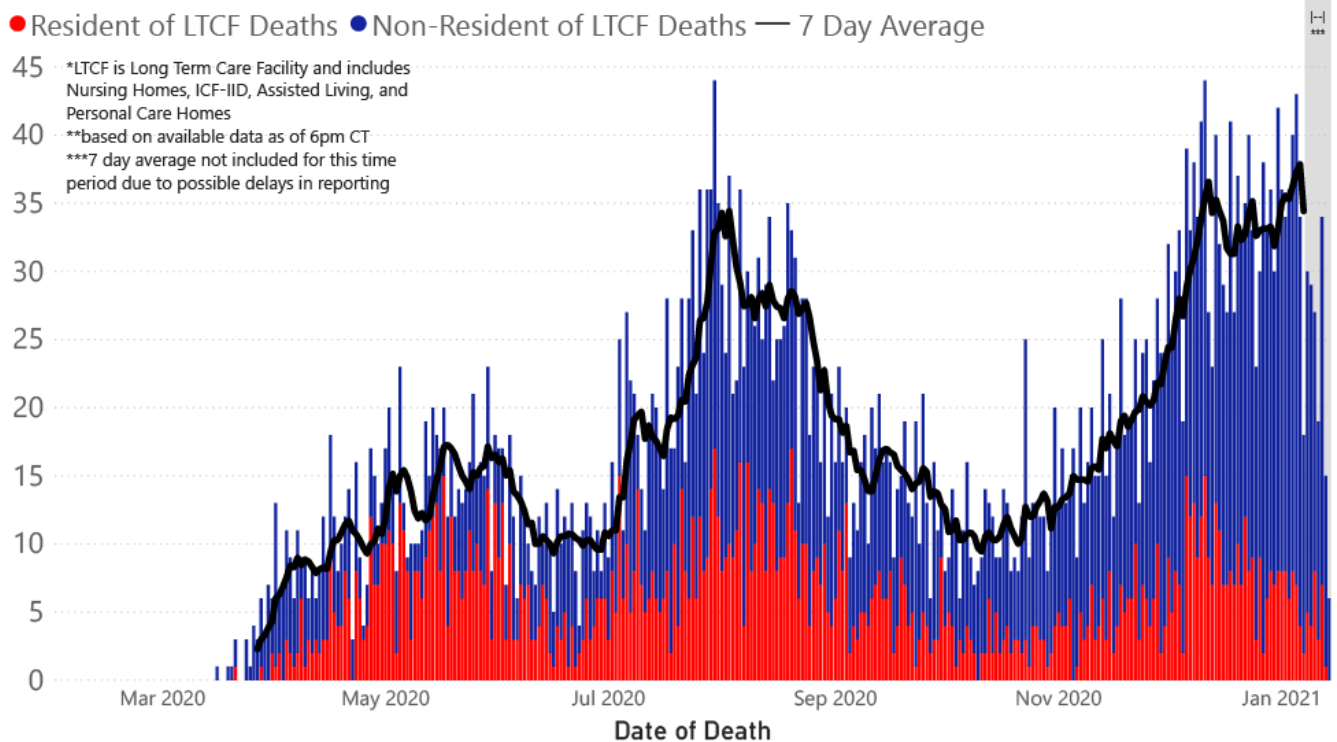
The charts below are based on available data at the time of publication. Charts do **not** include cases where insufficient details of the case are known.

## COVID-19 Cases by Date\* through January 14, 2021\*\*, Mississippi

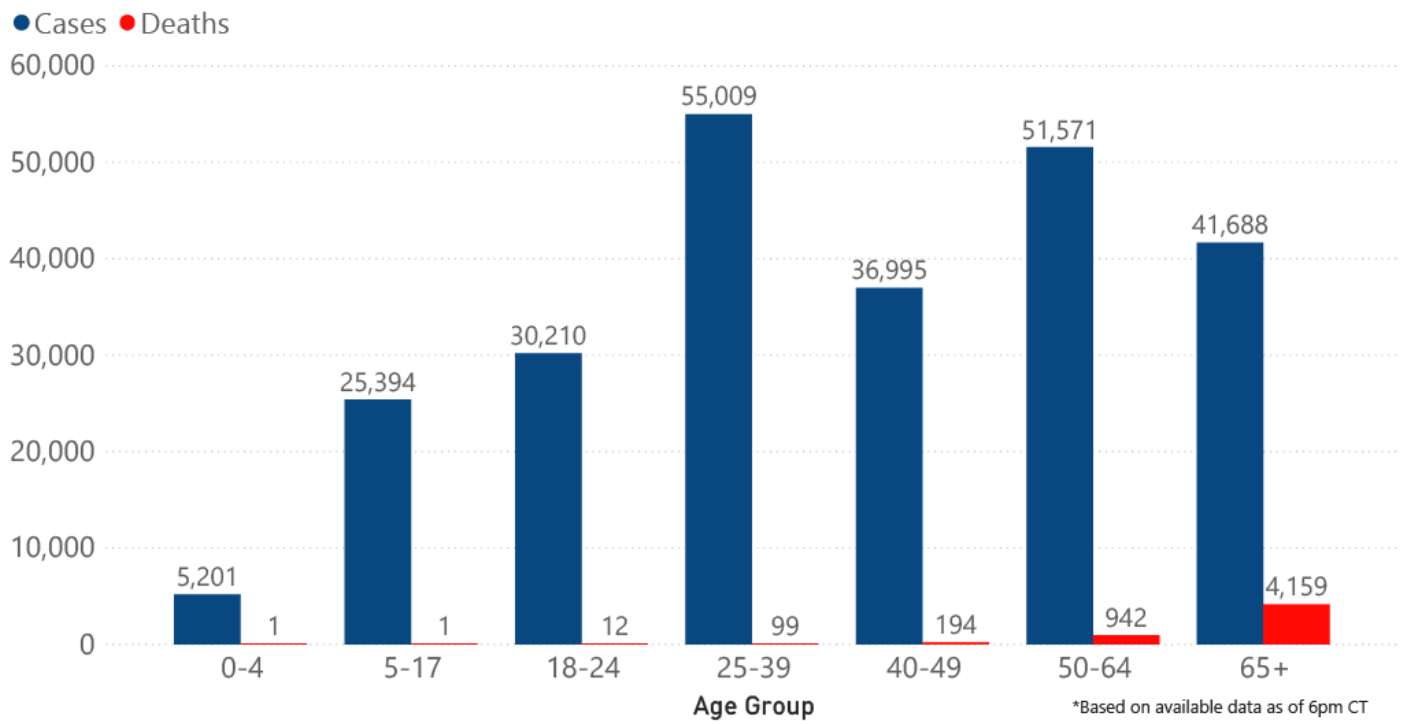


**Note:** Values up to two weeks in the past on the chart of Cases by Date above can change as we update it with new information from disease investigation.

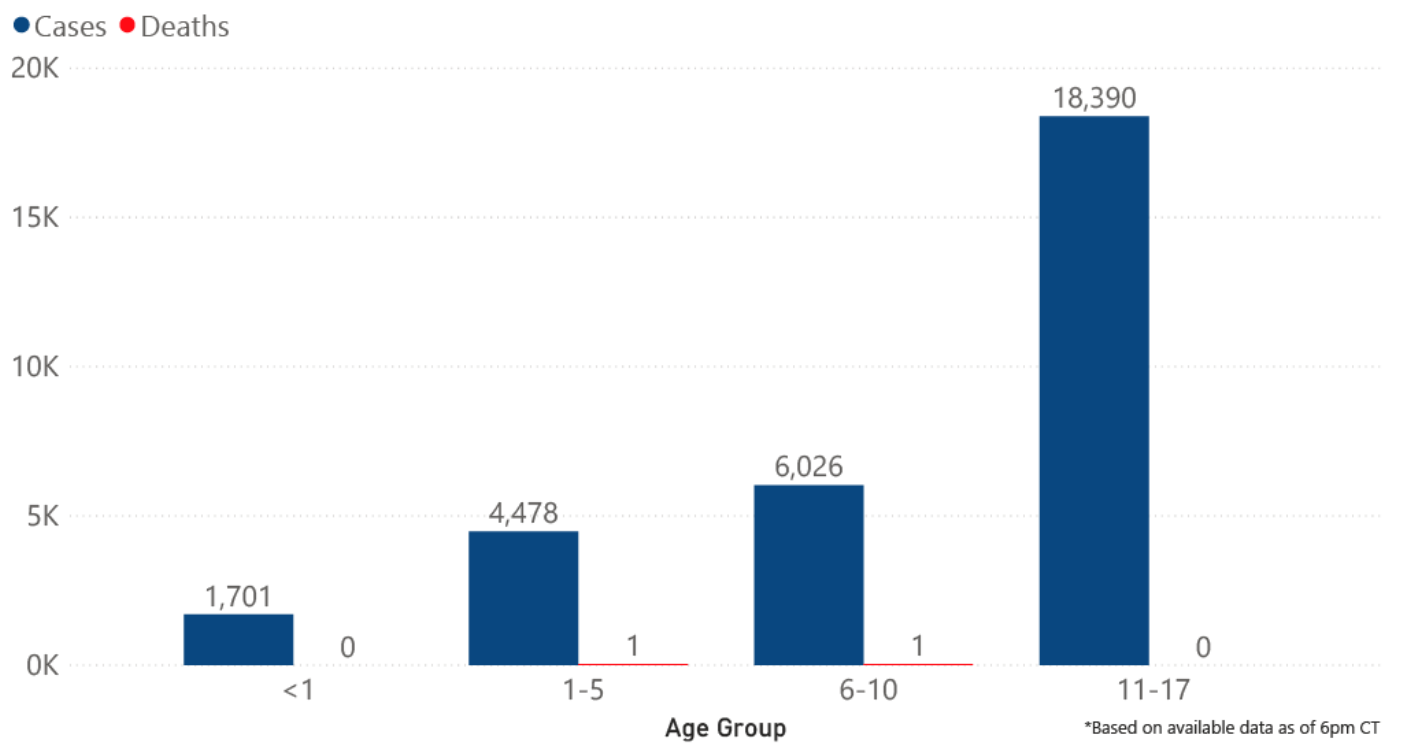
## COVID-19 LTCF\* and Non-LTCF Deaths by Date of Death through January 14, 2021\*\*, Mississippi



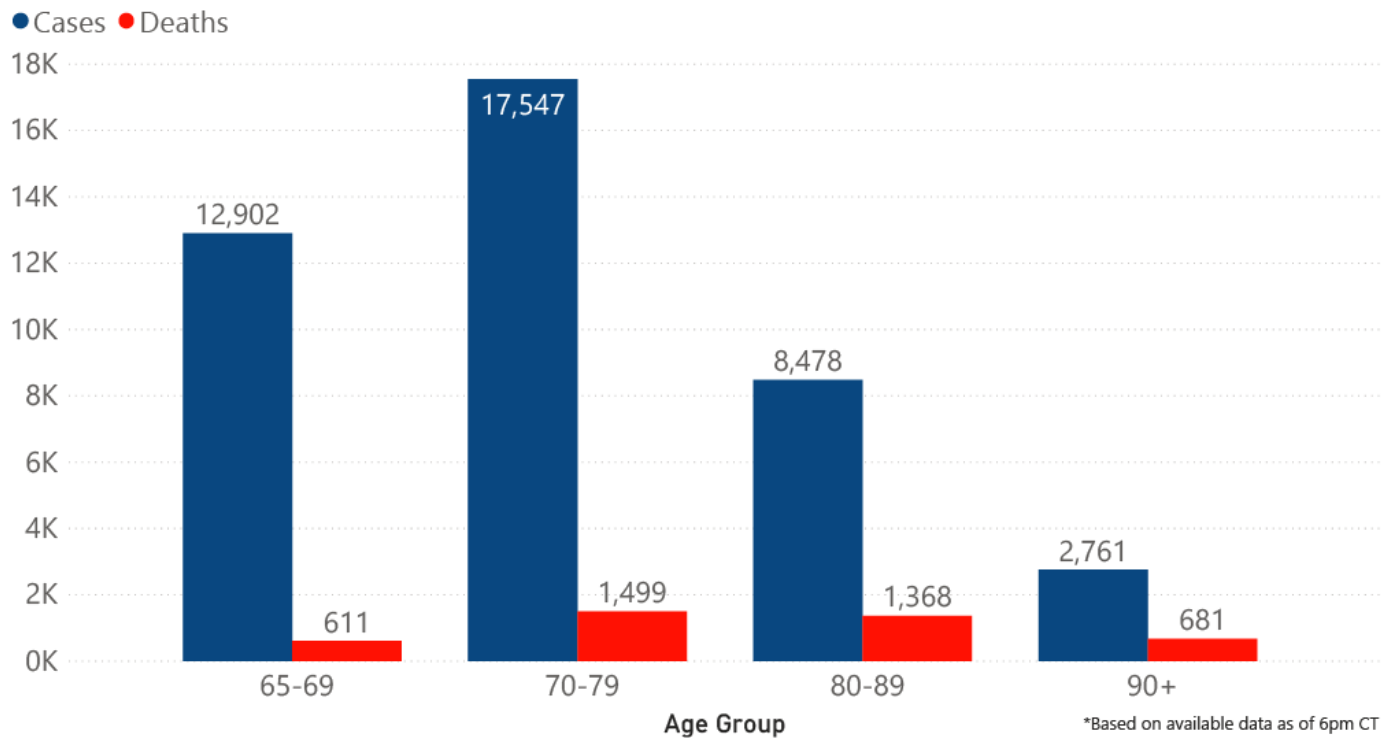
### COVID-19 Cases and Deaths by Age Group through January 14, 2021\*, Mississippi



### COVID-19 Pediatric Cases and Deaths by Age Group through January 14, 2021\*, Mississippi



## COVID-19 Geriatric Cases and Deaths by Age Group through January 14, 2021\*, Mississippi

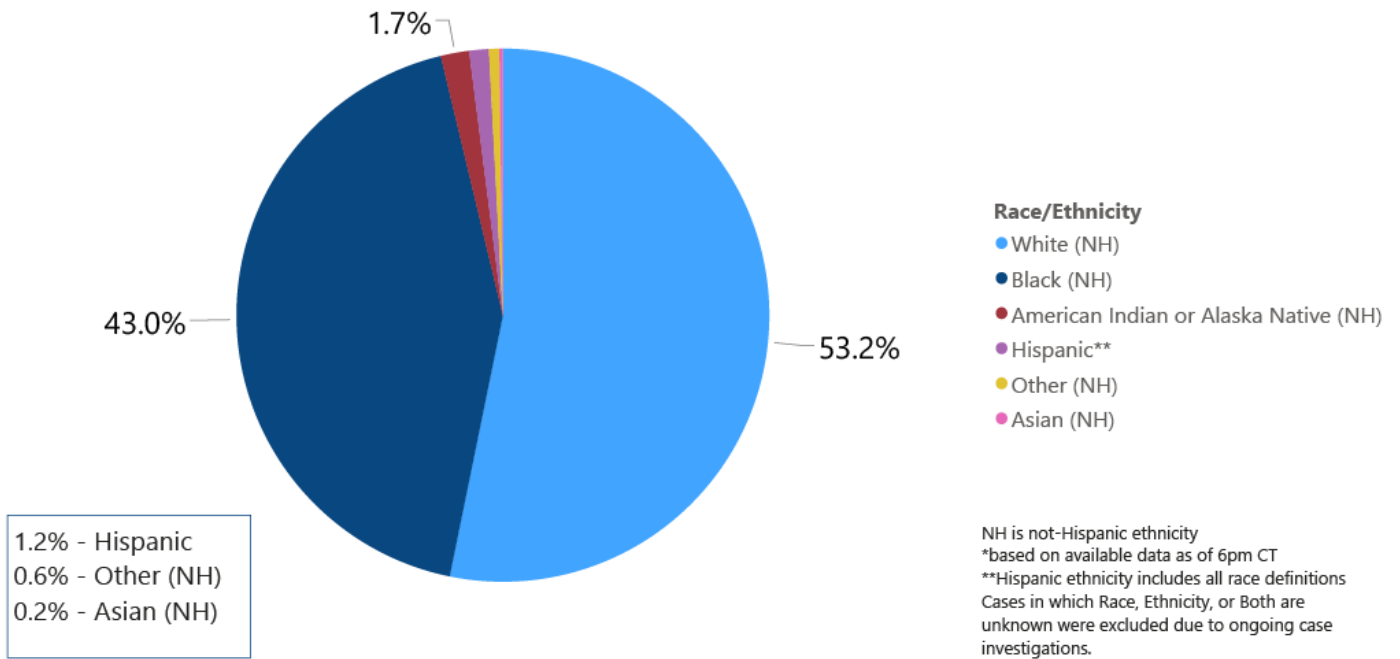


## Weekly Statewide Data Summaries

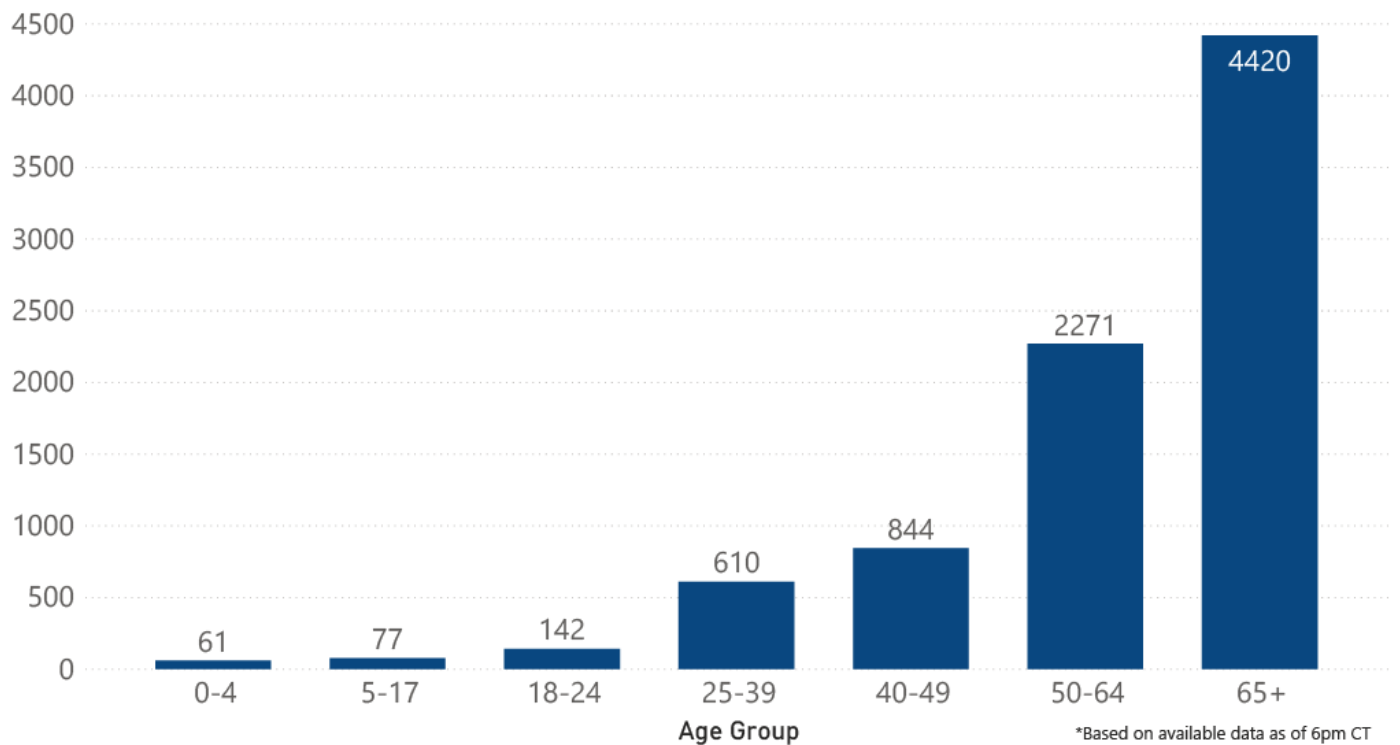
### COVID-19 Underlying Conditions in Deaths by Race/Ethnicity through January 10, 2021\*, Mississippi



## COVID-19 Deaths by Race/Ethnicity through January 10, 2021\*, Mississippi



## COVID-19 Hospitalized Cases by Age through January 10, 2021\*, Mississippi

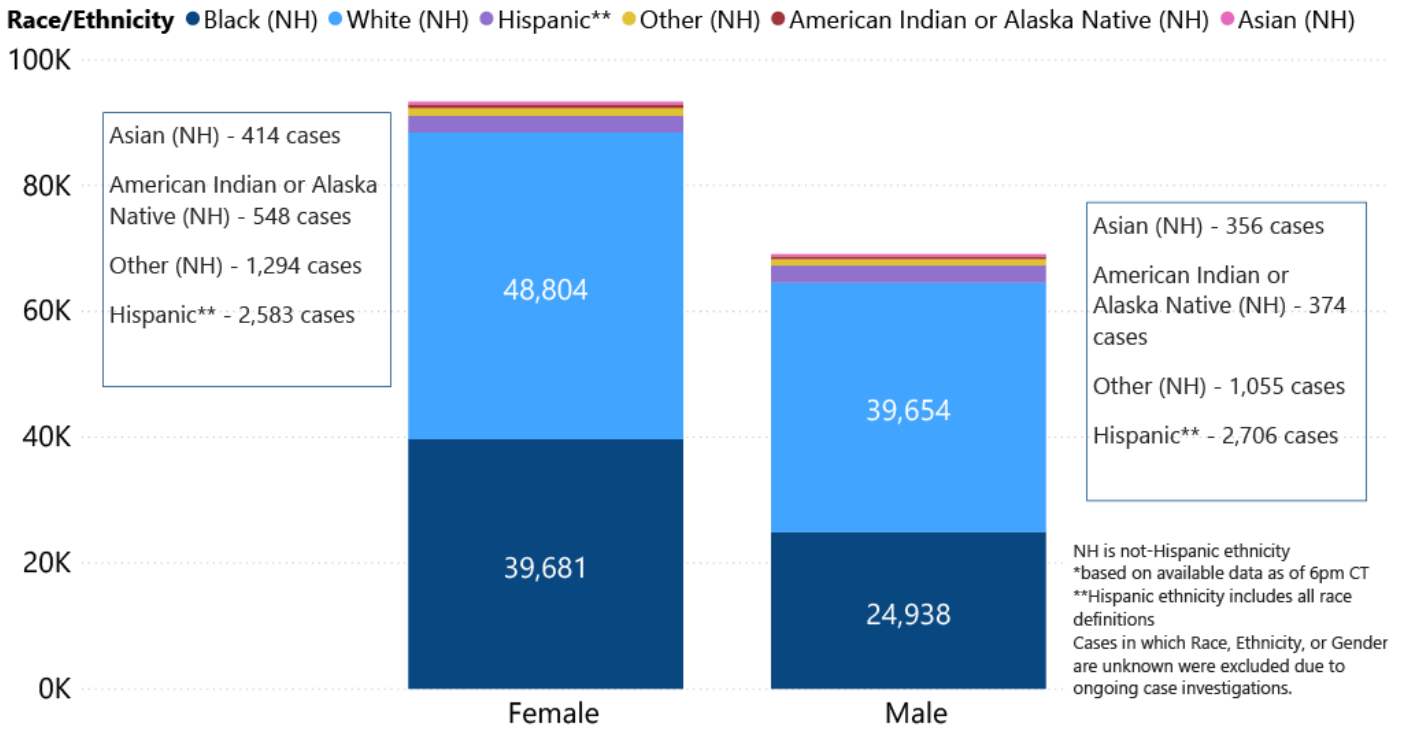


**COVID-19 Cumulative Hospitalizations-Invstigated Cases January 10, 2021 \***



\* Cases in which hospitalization is unknown were excluded due to ongoing case investigations; based on available data as of 6 pm CT

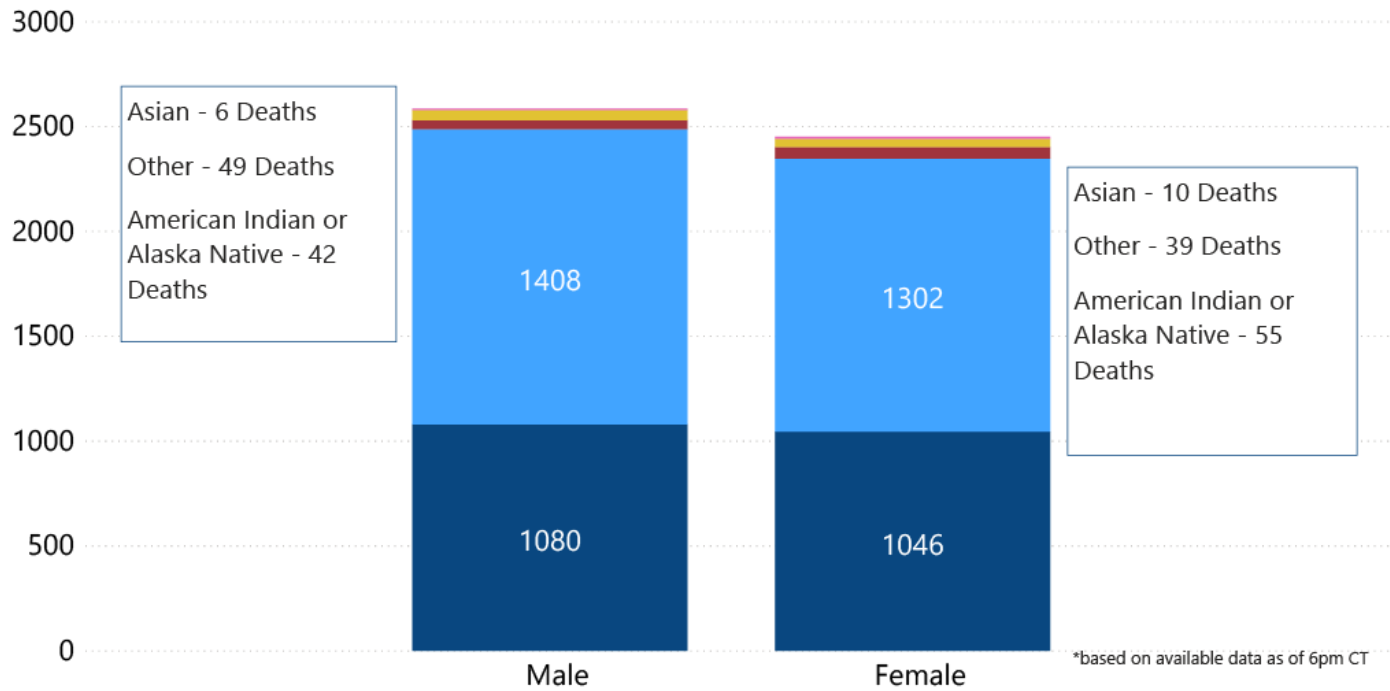
**COVID-19 Cases by Race/Ethnicity and Gender through January 10, 2021\*, Mississippi**



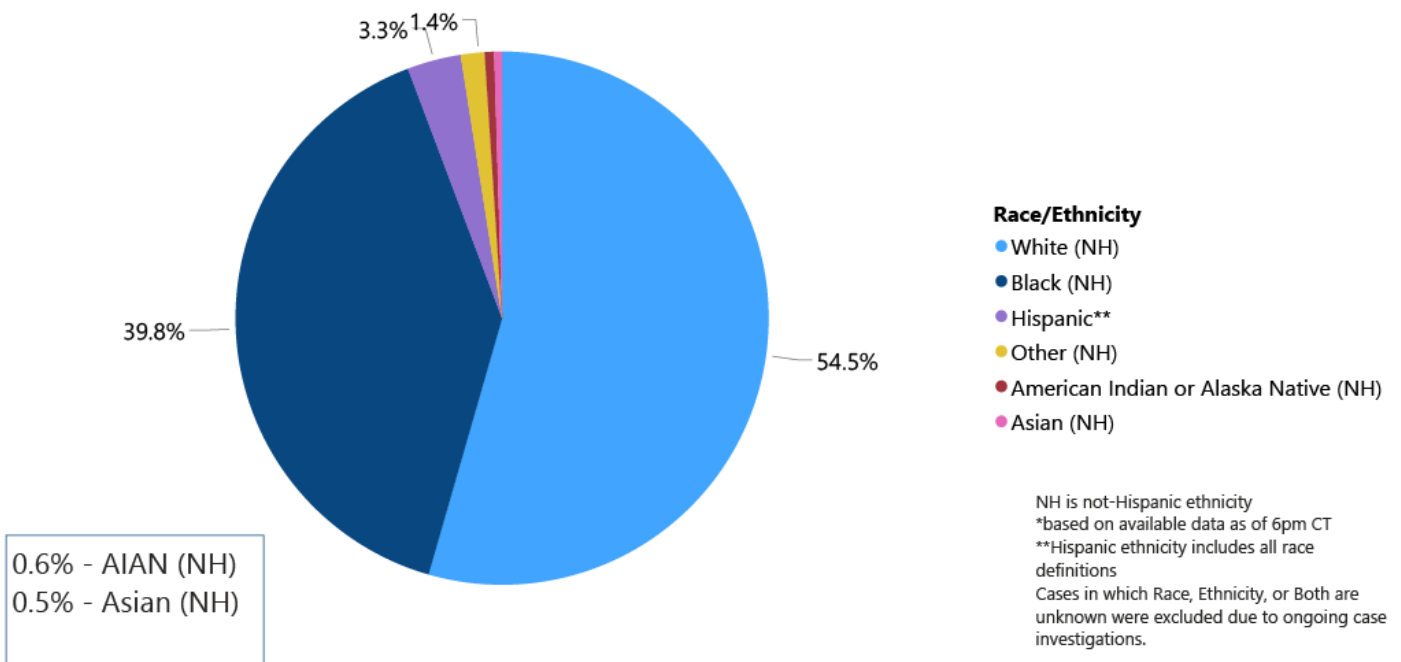


## COVID-19 Deaths by Race and Gender through January 10, 2021\*, Mississippi

**Race** ● Black ● White ● American Indian or Alaska Native ● Other ● Asian



## COVID-19 Cases by Race/Ethnicity through January 10, 2021\*, Mississippi



## COVID-19 Cases by Gender through January 10, 2021\*, Mississippi



\*Based on available data as of 6pm CT

## Weekly Pediatric MIS-C Cases and Deaths

[Multisystem inflammatory syndrome in children \(MIS-C\)](#) is a rare but serious condition associated with COVID-19 that causes inflammation in many body parts, including the heart and other vital organs.

## MIS-C\* Cases and Deaths by Age Group through January 10, 2021, Mississippi

● MIS-C Cases ● MIS-C Deaths



\*Multisystem inflammatory syndrome in children (MIS-C): A rare but serious complication associated with COVID-19 that can inflame multiple organs and cause various symptoms. Those aged 20 and younger diagnosed with MIS-C have either been infected with COVID-19 or around someone with COVID-19.

## Weekly High Case and High Incidence Counties

Tracking counties with recent high numbers of COVID-19 cases, adjusted for population, provides insight on where local outbreaks are most serious, and where protective measures should be increased. For more accurate reporting, these weekly charts include sample collection dates only up to seven days in the past to allow for case investigation and delays in lab test reports.

Cases counts in these charts is based on the date of illness onset. If the date of illness is not known, the date the test sample was taken, or the date of test result reporting is used instead. Counts are adjusted as cases are investigated.

Counties are ranked by highest weekly case counts, and by weekly incidence (cases proportional to population). A separate table ranking all counties is also available. **All tables updated weekly.**

► [Full tables of counties ranked by weekly incidence and cases](#) PDF

COVID-19 High Incidence MS Counties Over 2 Week Period (December 21-January 3, 2020*)						
County	Cases (December 21-January 3)	Cases per 100,000 (December 21-January 3)	Cases to Date (through January 3)	Cases per 100,000 Total	Percent Change	
UNION	521	1808.1	3053	10595.2	21%	
WEBSTER	164	1692.6	828	8545.8	25%	
ITAWAMBA	380	1624.6	2405	10282.2	19%	
JASPER	259	1580.9	1524	9302.3	20%	
BOLIVAR	475	1550.9	3573	11665.8	15%	
LOWNDES	887	1513.8	4695	8012.6	23%	
CALHOUN	211	1469.3	1230	8564.9	21%	
LEAKE	324	1421.9	2141	9396.1	18%	
ATTALA	249	1370.1	1821	10019.8	16%	
WASHINGTON	598	1361.9	4507	10264.4	15%	
MONROE	478	1356.0	3192	9054.8	18%	
PONTOTOC	428	1330.3	3281	10197.7	15%	

\*based on available data as of 6pm CT  
 Cases based on test date. Cases without test date excluded due to ongoing investigations.  
 Table will be updated weekly. A one week lag is used for reporting.

## COVID-19 High Case MS Counties Over 2 Week Period (December 21-January 3, 2020\*)

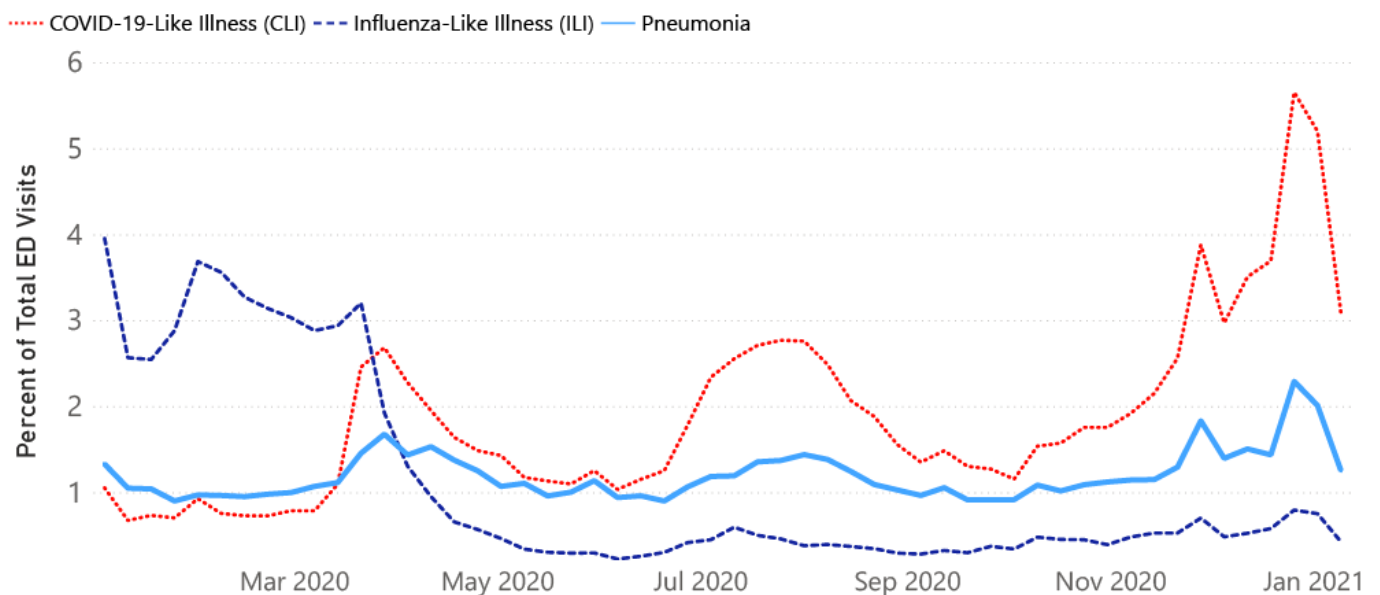
County	Cases (December 21-January 3)	Cases per 100,000 (December 21-January 3)	Cases to Date (through January 3)	Cases per 100,000 Total	Percent Change
DESOTO	2052	1109.5	15398	8325.7	15%
HARRISON	1721	827.1	11466	5510.4	18%
HINDS	1471	634.5	14519	6262.5	11%
RANKIN	1252	806.3	9290	5983.1	16%
LEE	1039	1216.1	8017	9383.6	15%
JACKSON	998	694.9	9083	6324.5	12%
MADISON	897	844.1	7480	7038.5	14%
LOWNDES	887	1513.8	4695	8012.6	23%
JONES	683	1003.0	5459	8016.4	14%
LAUDERDALE	617	832.4	5176	6982.8	14%
WASHINGTON	598	1361.9	4507	10264.4	15%
FORREST	566	755.7	5439	7262.0	12%

\*based on available data as of 6pm CT  
 Cases based on test date. Cases without test date excluded due to ongoing investigations.  
 Table will be updated weekly. A one week lag is used for reporting.

## Syndromic Surveillance

Emergency department visits by those with symptoms characteristic of COVID-19, influenza and pneumonia, updated weekly.

### Percentage of Emergency Department and Clinic visits for CLI, ILI, and Pneumonia Cases Weekly Statewide Summary, January 4, 2020 - January 9, 2021



\*The graph represents syndromic surveillance data from emergency department visits, reported electronically by hospitals throughout the state, that are consistent with COVID-19-Like Illness (CLI), Influenza-Like Illness (ILI), and Pneumonia. Based on available data as of 6pm CT. Graph will be updated weekly.

## Estimated Recoveries

Presumed COVID-19 cases recovered, estimated weekly (does not include cases still under investigation).

## COVID-19 Presumed Recovered Cases through January 10, 2021, Mississippi

# 198,888

## Presumed Recovered\*

\*Reflects Provisional Estimates. Presumed Recovered if:

- 1) It has been 14 days or more since the case tested positive, if they were not hospitalized
- 2) It has been 21 days or more since the case tested positive, if they were hospitalized or hospitalization was unknown.

All deaths excluded. Presumed recovered counts will be updated weekly.

## U.S. and World Cases

- ▶ [COVID-19 cases in the United States \(CDC\)](#)
- ▶ [U.S. COVID-19 Tracker \(CDC\)](#)
- ▶ [COVID-19 Global Case Map \(Johns Hopkins University\)](#)

## COVID-19 Testing

### Statewide Combined Testing as of January 10

COVID-19 testing providers around the state include commercial laboratories as well as hospital labs. Combined with testing done by the MSDH Public Health Laboratory, the figures provide a complete picture of all Mississippi testing. (Updated weekly)

**PCR** testing detects current, active COVID-19 infection in an individual.

**Antibody** (serology) testing identifies individuals with past COVID-19 infection based on antibodies they develop one to three weeks after infection.

**Antigen** testing is another way to identify current COVID-19 infection.

	Total tests	PCR	Antibody	Antigen
MSDH Public Health Laboratory	153,230	151,987	1,243	0
Other testing providers	1,816,740	1,229,205	65,023	522,512

Total tests for COVID-19 statewide	<b>1,969,970</b>	<b>1,381,192</b>	<b>66,266</b>	<b>522,512</b>
------------------------------------	------------------	------------------	---------------	----------------

## MSDH Individuals Tested as of January 14

MSDH Public Health Laboratory (MPHL) testing totals as of 3 p.m. These totals are for tests performed at the MPHL only.

- Total individuals tested by the MPHL: **103,347**
- Total positive individuals from MPHL tests: **12,570**

▶ [Getting tested for COVID-19](#)

---

## Prevention and Guidance for Individuals and the Community

▶ [Preventive steps to take, recommendations, guidance and general information on COVID-19](#)

Get COVID-19 e-mail updates daily with our free newsletter:



Last reviewed on Mar 5,

2020

[error on this](#)

[email page](#)

[print](#)

### *Related resources*

- ▶ [IT IS REAL: COVID-19 as Told by Survivors](#)
- ▶ [Free COVID-19 Testing and Local Testing Providers](#)
- ▶ [COVID-19 Guidance and Prevention for Individuals and the Community](#)  
Updated December 22, 2020

### *More topics*

- ▶ [\[ Espanol, Tieng Viet, ASL \]](#)
- ▶ [County Data](#)
- ▶ [Diagnostic Testing EUA](#)
- ▶ [Handouts and Posters](#)
- ▶ [Healthcare Professionals](#)
- ▶ [Interactive Maps and Charts](#)
- ▶ [Prevention and Safety Guidance](#)
- ▶ [School Cases and Outbreaks](#)
- ▶ [Statewide COVID-19 Data](#)
- ▶ [Testing for COVID-19](#)
- ▶ [Vaccination Against COVID-19](#)

FREE

# Community STD/HIV Education

Up-to-date information and  
education for those living with  
STDs or HIV, or fighting against it.

Sessions monthly

LEARN MORE

## AGENCY

[About Us](#)

[Administration](#)

[Board of Health](#)

[County Offices](#)

[Institutional Review](#)

[Jobs](#)

[Locations](#)

[Public Health Laboratory](#)

[RFPs/Grants](#)

[More »](#)

[Intranet](#)

[OHIT+ER Service Center](#)

[Webmail](#)

## INFORMATION

[Apps](#)

[Calendar of Events](#)

[Contact Us](#)

[Meetings](#)

[Health Resources](#)

[Hotlines](#)

[Locations](#)

[News](#)

[Newsletter](#)

[Phone Numbers](#)

[Español](#)

## I NEED A ...

[Birth Certificate](#)

[Certificate of Need](#)

[Children's Health Insurance](#)

[Complaint Form](#)

Criminal History Check  
Death Certificate  
Divorce Record  
Food Permit  
Immunization Record  
J-1 Visa  
License Verification  
Marriage Record  
Professional License  
Public Records Request  
Wastewater Application

#### **PUBLICATIONS**

Annual Report  
CON Weekly Reports  
Health Facilities Directory  
Mississippi Morbidity Reports  
Public Health Report  
State Health Plan  
Strategic Plan  
*More »*

Mississippi State Department of Health • 570 East Woodrow Wilson Dr • Jackson, MS 39216 • 866-HLTHY4U • [Contact and information](#)

