



## Coronavirus Disease 2019 (COVID-19)

*Updated January 16, 2021*

Mississippi COVID-19 Hotline (7 days a week, 7 a.m.–7 p.m.): **877-978-6453** or 601-965-4071

---

## General Information

- ▶ [COVID-19 vaccinations and Mississippi vaccination summary](#)
- ▶ [Counties with mask mandates and gathering restrictions](#)
- ▶ [COVID-19 overview, questions and answers, and other resources](#)
- ▶ [COVID-19 and You: Video Q & A with State Health Officer Dr. Thomas Dobbs](#)
- ▶ [ASL, Spanish and Vietnamese materials](#)

## Healthcare Professionals

Guidance and more →

- ▶ [Healthcare guidance](#)
- ▶ [Electronic reporting](#)
- ▶ [Vaccine providers](#)
- ▶ [Specimens](#)

- ▶ [Lab dropoff](#)
- ▶ [Facilities guidance](#)
- ▶ [MS-HAN Alerts](#)

---

## [ALL HEALTHCARE](#)

### Current Cases and Statistics

County and state data →

- ▶ [Today's update](#)
- ▶ [County data reports](#)
- ▶ [State data charts](#)
- ▶ [Hospitalizations](#)
- ▶ [School and LTCF data](#)
- ▶ [Lab testing](#)
- ▶ [Recoveries](#)

---

## [ALL STATISTICS](#)

### Prevention, Testing and Guidance

Personal and community →

- ▶ [Getting tested](#)
- ▶ [Personal protection](#)
- ▶ [Gatherings and events](#)
- ▶ [Business and community](#)
- ▶ [School guidelines](#)
- ▶ [State agencies](#)
- ▶ [Vaccinations](#)

---

## [ALL GUIDANCE](#)

**Home isolation is mandatory if you have tested positive for COVID-19** by [order of the State Health Officer](#). (If you are awaiting results of routine testing *not* related to exposure, you may [return to work](#) and follow the safety guidance of your employer.)

**Quarantine is mandatory for household members** of someone who has COVID-19. Home quarantine permits working under certain circumstances.

[More about isolation and quarantine »](#)

# COVID-19 in Mississippi

## New Cases and Deaths as of January 15

### NEW CASES

**2,680**

New COVID-19 positive test results reported to MSDH as of 6 p.m. yesterday.

### TOTAL MISSISSIPPI CASES

**250,869**

[▶ Totals by county](#)

### NEW DEATHS

**70**

New COVID-19 related deaths reported to MSDH as of 6 p.m. yesterday. Fifty deaths occurred between January 6 and January 15, 2021 in the counties below.

County	Total
Adams	4
Forrest	1
Harrison	2
Hinds	5
Itawamba	1
Jackson	5
Jasper	1
Jones	1
Lamar	1
Lauderdale	3
Lee	4
Leflore	1
Lowndes	2
Madison	1
Monroe	1
Neshoba	2
Oktibbeha	1
Panola	1
Pike	1

County	Total
Prentiss	1
Rankin	2
Scott	2
Stone	2
Tippah	1
Union	1
Warren	2
Winston	1

20 COVID-19 related deaths occurred between November 19, 2020 and January 10, 2021, identified from death certificate reports.

County	Total
Alcorn	2
Chickasaw	1
Clay	1
Hancock	1
Hinds	1
Lamar	1
Lee	2
Pearl River	3
Prentiss	1
Rankin	1
Tate	1
Tippah	2
Washington	1
Winston	2

**TOTAL MISSISSIPPI DEATHS**

**5,481**

[▶ Totals by county](#)

**LTC OUTBREAKS**

**209**

Current outbreaks in long-term care (LTC) facilities only. (See [LTC facility outbreak definition](#).)

[▶ Cases by county](#)

**About our case counts:** We currently update our case totals each day based on test results from the previous day. Outside laboratories also report positive test results to us, which are included in our totals. Multiple positive tests for the same individual are counted only once. County case numbers and deaths may change as investigation finds new or

additional information.

## Statewide COVID-19 Data

- ▶ [K-12 School Reports](#)  
Weekly COVID-19 cases, outbreaks and exposure reported by Mississippi schools
- ▶ [Long-Term Care Facility and Residential Care Facility COVID-19 Reports](#)  
Data reported directly to MSDH by the facility; cases and deaths in these reports may not yet be included in our totals of lab-reported cases.
- ▶ [Ongoing Outbreaks in Nursing Homes](#)  
A wide variety of data from the Centers for Medicare and Medicaid (CMS)
- ▶ [Deaths from COVID-19 and Other Causes](#) PDF  
Provisional counts by week of deaths from COVID-19, pneumonia/influenza, and heart disease
- ▶ [Laboratory Testing](#)  
Number and type of COVID-19 tests performed
- ▶ [Mississippi COVID-19 Vaccination Report](#) PDF  
Vaccinations distributed and administered as reported to MSDH by vaccination providers
- ▶ [Statewide data charts](#)

## County COVID-19 Data

### Race and Ethnicity

- ▶ [Total COVID-19 cases and deaths by county, race and ethnicity](#) PDF  
Current and past data tables, updated daily

### Data Snapshots for Individual Counties

- ▶ [Weekly COVID-19 snapshots for each Mississippi county](#)

### High Cases and Incidence

- ▶ [Map of Mississippi counties by 7-day incidence](#)
- ▶ [Table of counties ranked by weekly cases and incidence](#)

### Cumulative Cases and Deaths by County

Totals of all reported COVID-19 cases, including those in long-term care (LTC) facilities.

**The numbers in this table are provisional.** County case numbers and deaths may change as investigation finds new or additional information. The data provided below is the most current available.

County	Total Cases	Total Deaths	Total LTC Facility Cases	Total LTC Facility Deaths
<a href="#">Adams</a>	2032	70	72	15
<a href="#">Alcorn</a>	2626	53	128	20
<a href="#">Amite</a>	968	25	54	7
<b>Total</b>	<b>250,869</b>	<b>5,481</b>	<b>9,888</b>	<b>1,822</b>

County	Total Cases	Total Deaths	Total LTC Facility Cases	Total LTC Facility Deaths
Attala	1931	58	173	34
Benton	810	23	45	10
Bolivar	3955	106	225	31
Calhoun	1351	21	27	4
Carroll	1041	21	47	9
Chickasaw	1829	44	53	15
Choctaw	600	13	1	0
Claiborne	855	25	45	9
Clarke	1374	60	110	30
Clay	1582	33	24	3
Coahoma	2285	54	128	11
Copiah	2391	49	75	9
Covington	2104	71	135	39
De Soto	17010	171	111	22
Forrest	5917	118	224	50
Franklin	658	15	40	4
George	1979	38	59	7
Greene	1091	29	52	6
Grenada	2170	70	155	32
Hancock	2604	58	69	14
Harrison	13250	193	477	61
Hinds	16091	318	776	113
Holmes	1681	67	103	20
Humphreys	826	24	33	8
Issaquena	159	6	0	0
Itawamba	2611	59	125	22
Jackson	10216	182	217	29
Jasper	1677	35	35	2
Jefferson	534	19	30	4
Jefferson Davis	840	25	8	1
Jones	6222	109	217	41
Kemper	766	20	44	9
Lafayette	4911	92	188	54
<b>Total</b>	<b>250,869</b>	<b>5,481</b>	<b>9,888</b>	<b>1,822</b>

County	Total Cases	Total Deaths	Total LTC Facility Cases	Total LTC Facility Deaths
Lamar	4804	65	52	13
Lauderdale	5808	180	411	89
Lawrence	1021	17	27	2
Leake	2295	64	90	14
Lee	8759	141	214	41
Leflore	2992	105	234	51
Lincoln	2956	85	171	36
Lowndes	5309	111	246	53
Madison	8186	161	354	68
Marion	2083	71	157	23
Marshall	3391	65	64	15
Monroe	3521	104	189	53
Montgomery	1091	34	54	9
Neshoba	3357	152	196	56
Newton	1891	42	86	14
Noxubee	1102	22	34	4
Oktibbeha	3903	80	214	36
Panola	3650	76	102	13
Pearl River	3232	95	158	32
Perry	1005	31	21	7
Pike	2599	77	119	34
Pontotoc	3611	52	42	4
Prentiss	2440	52	99	15
Quitman	683	8	0	0
Rankin	10629	208	371	58
Scott	2447	45	39	4
Sharkey	424	17	43	8
Simpson	2339	67	153	19
Smith	1194	23	59	8
Stone	1415	20	84	10
Sunflower	2804	69	111	16
Tallahatchie	1392	34	49	7
Tate	2695	60	80	19
<b>Total</b>	<b>250,869</b>	<b>5,481</b>	<b>9,888</b>	<b>1,822</b>

County	Total Cases	Total Deaths	Total LTC Facility Cases	Total LTC Facility Deaths
Tippah	2397	49	109	7
Tishomingo	1821	59	101	27
Tunica	860	21	18	2
Union	3414	58	124	20
Walthall	1117	36	67	13
Warren	3445	97	166	38
Washington	4770	123	189	39
Wayne	1987	30	69	11
Webster	919	24	58	11
Wilkinson	583	25	24	5
Winston	1994	64	114	33
Yalobusha	1161	34	82	22
Yazoo	2426	54	139	18
<b>Total</b>	<b>250,869</b>	<b>5,481</b>	<b>9,888</b>	<b>1,822</b>

## Case Classifications

Mississippi investigates and reports both probable and confirmed cases and deaths according to the [CSTE case definition](#).

	Confirmed	Probable	Total
Cases	162,949	87,920	<b>250,869</b>
Deaths	4,147	1,334	<b>5,481</b>

Confirmed cases and deaths are generally determined by positive PCR tests, which detect the presence of ongoing coronavirus infection.

Probable cases are those who test positive by other testing methods such as antibody or antigen, and have recent symptoms consistent with COVID-19, indicating a recent infection.

Probable deaths are those individuals with a designation of COVID-19 as a cause of death on the death certificate, but where no confirmatory testing was performed.

## Mississippi COVID-19 Data Charts and Maps

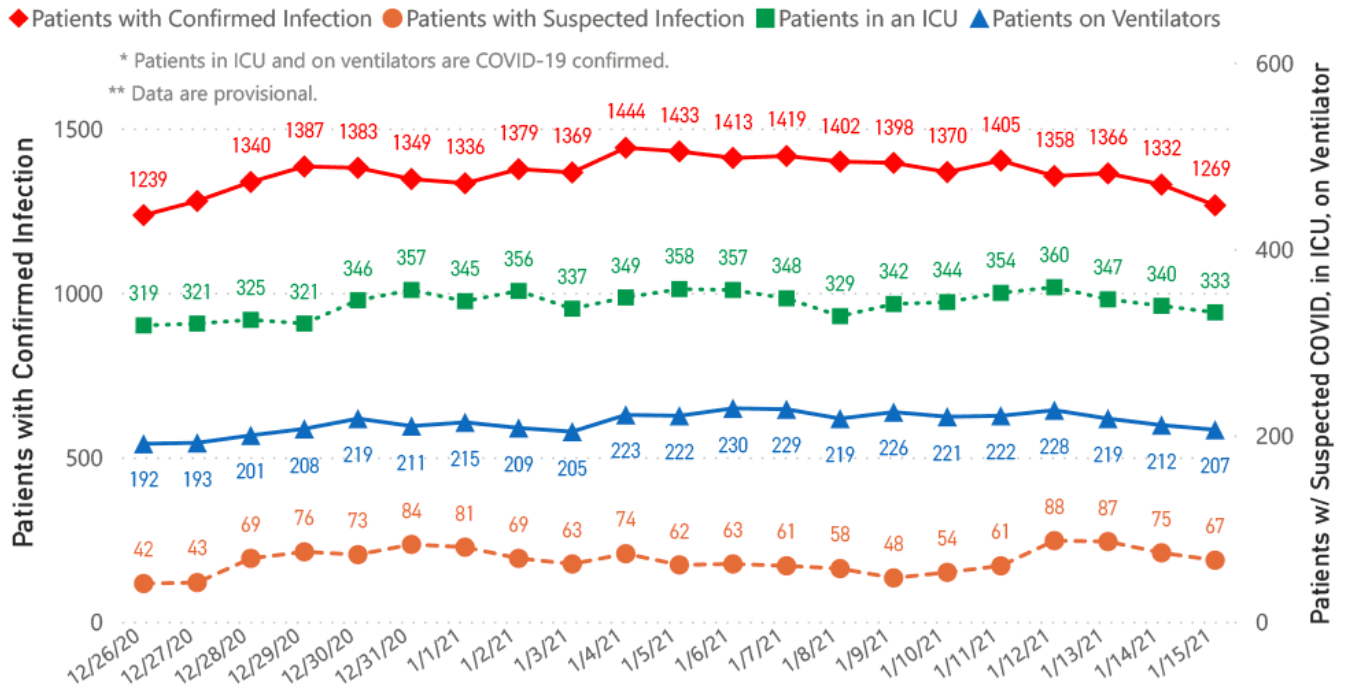
All data reports below are updated as they become available.

## Hospitalizations and Bed Availability

▶ [View interactive hospitalization charts](#)



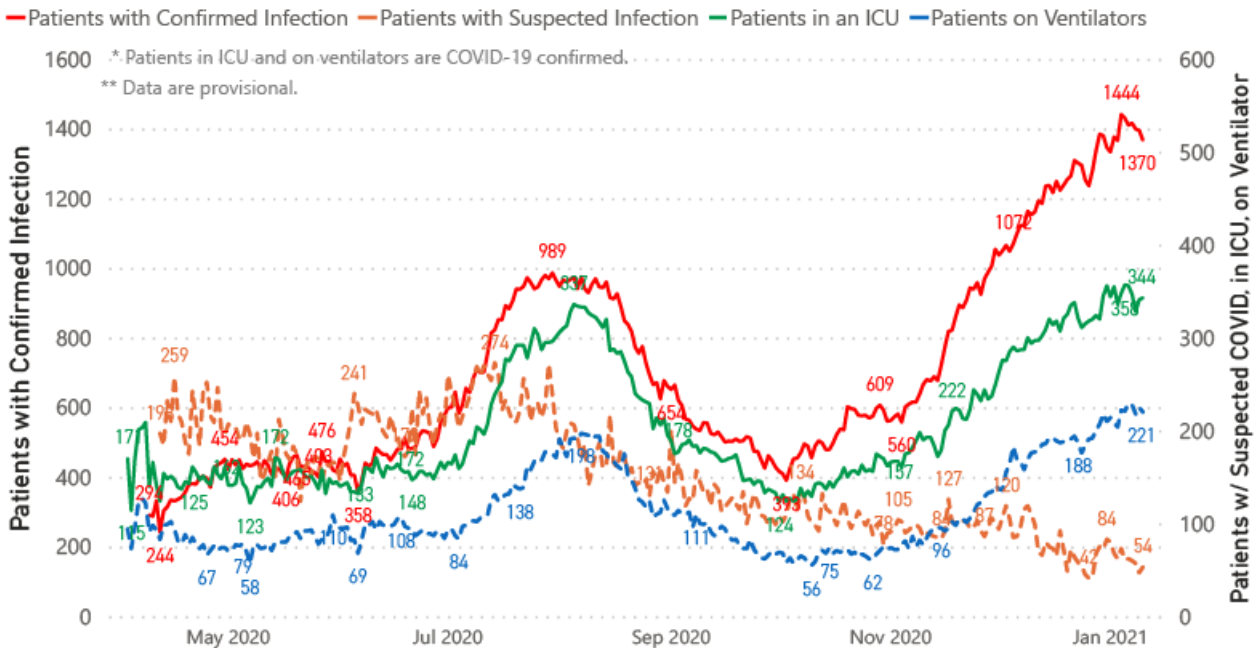
## COVID-19 Hospitalizations Reported by MS Hospitals, 12/26/20-1/15/21 \* , \*\*



## Hospitalization and ICU Use to Date

Updated weekly

## COVID-19 Hospitalizations Trends, Reported by MS Hospitals as of 1/10/21 \* , \*\*



## Daily Case Maps

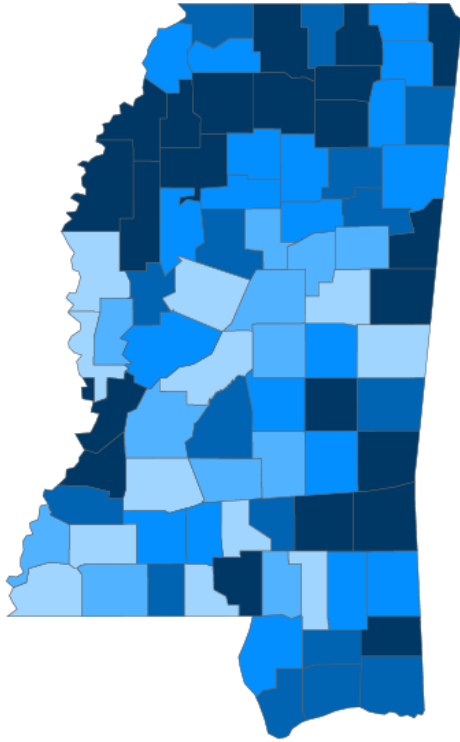
[View all interactive maps](#)

## Recent COVID-19 Activity

The chart below shows counties according to COVID-19 incidence (cases by population) over the last 7 days.

▶ [See also: Weekly county incidence tables](#)

### Mississippi COVID-19 Cases Incidence Rate \* as of January 15, 2021



7 Day Average  
New Cases

**2,074.9**

7 Day Average  
Incidence Rate \*

**69.6**

Cumulative Cases

**248,189**

2019 Estimated Population

**2,976,149**

County	Incidence Rate	New Cases (7-Day Avg)	2019 Est. Population	Mask Mandate Status	Mask Mandate Started	Mask Mandate Ended
Tippah	123.3	27.1	22,015	Active	11/24/20	
Claiborne	114.4	10.3	8,988	Ended	10/19/20	11/11/20
Bolivar	107.3	32.9	30,628	Active	11/24/20	
Union	106.6	30.7	28,815	Active	11/24/20	
George	99.7	24.4	24,500	None		
Warren	95.4	43.3	45,381	None		
Jones	94.4	64.3	68,098	Active	11/24/20	
Quitman	92.5	6.3	6,792	None		
Newton	91.8	19.3	21,018	None		
Noxubee	90.5	9.4	10,417	None		

● <50.0 ● 50.0 to 60.0 ● 60.0 to 70.0 ● 70.0 to 80.0 ● >80.0

\* Based on average daily new cases of past 7 days per 100,000 population.

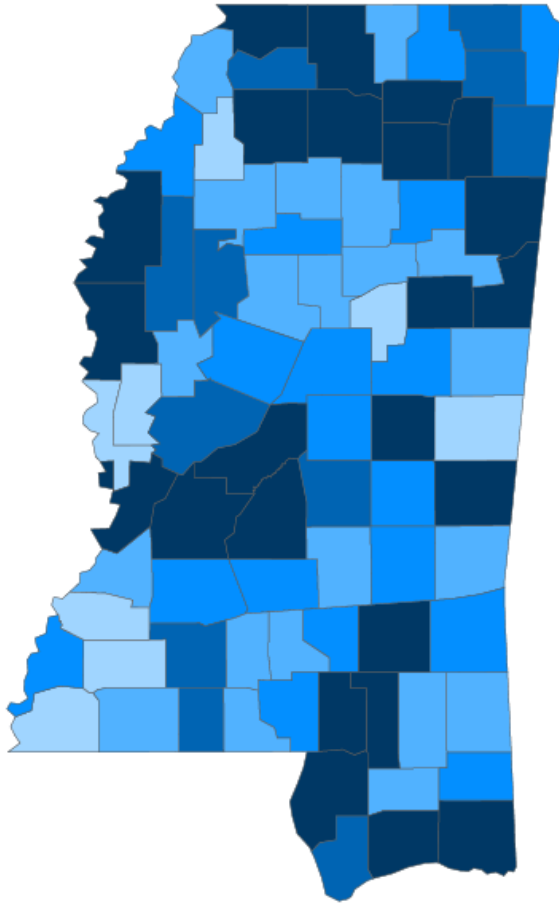
## Cumulative COVID-19 Cases

Total cases and deaths by county since the start of the pandemic.

▶ [See also: Weekly estimate of recoveries](#)

# Mississippi COVID-19 Cases and Deaths by Race with Ethnicity as of 6 pm CT, January 15, 2021

Total Cases  
**250,869**



● 1 to 800 ● 801 to 1600 ● 1601 to 2400 ● 2401 to 3200 ● >3200

	American Indian or Alaska Native	Asian	Black	White	Other	Unknown
<b>Non Hispanic</b>	994	813	67,517	93,196	2,475	1,872
<b>Hispanic</b>	45	30	306	1,679	2,911	553
<b>Unknown Ethnicity</b>	909	300	16,052	23,953	6,540	30,724

Total Deaths  
**5,481**

	American Indian or Alaska Native	Asian	Black	White	Other	Unknown
<b>Non Hispanic</b>	77	10	1,927	2,441	30	11
<b>Hispanic</b>	1	0	7	27	16	2
<b>Unknown Ethnicity</b>	22	7	290	436	47	130

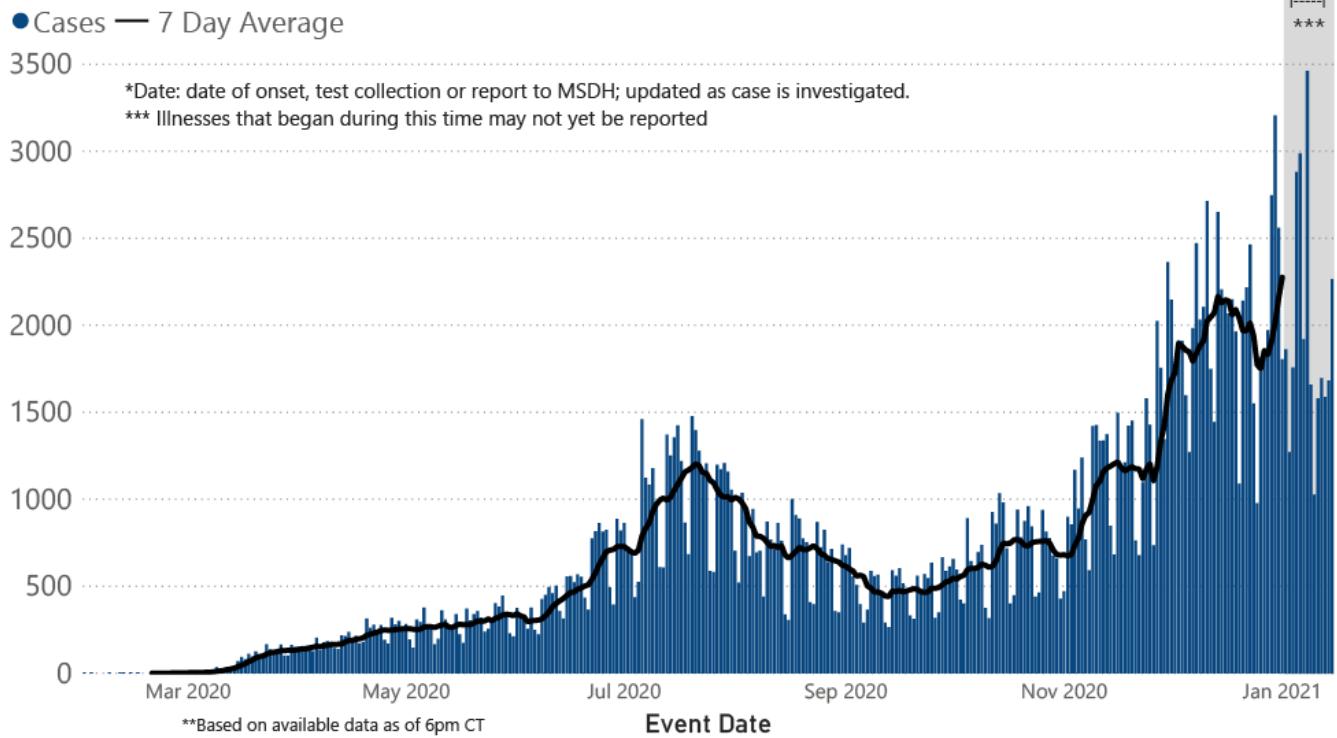
## Daily Statewide Data Charts

Our state case map and other data charts are also available in interactive form.

► [View interactive epidemiological and surveillance charts](#)

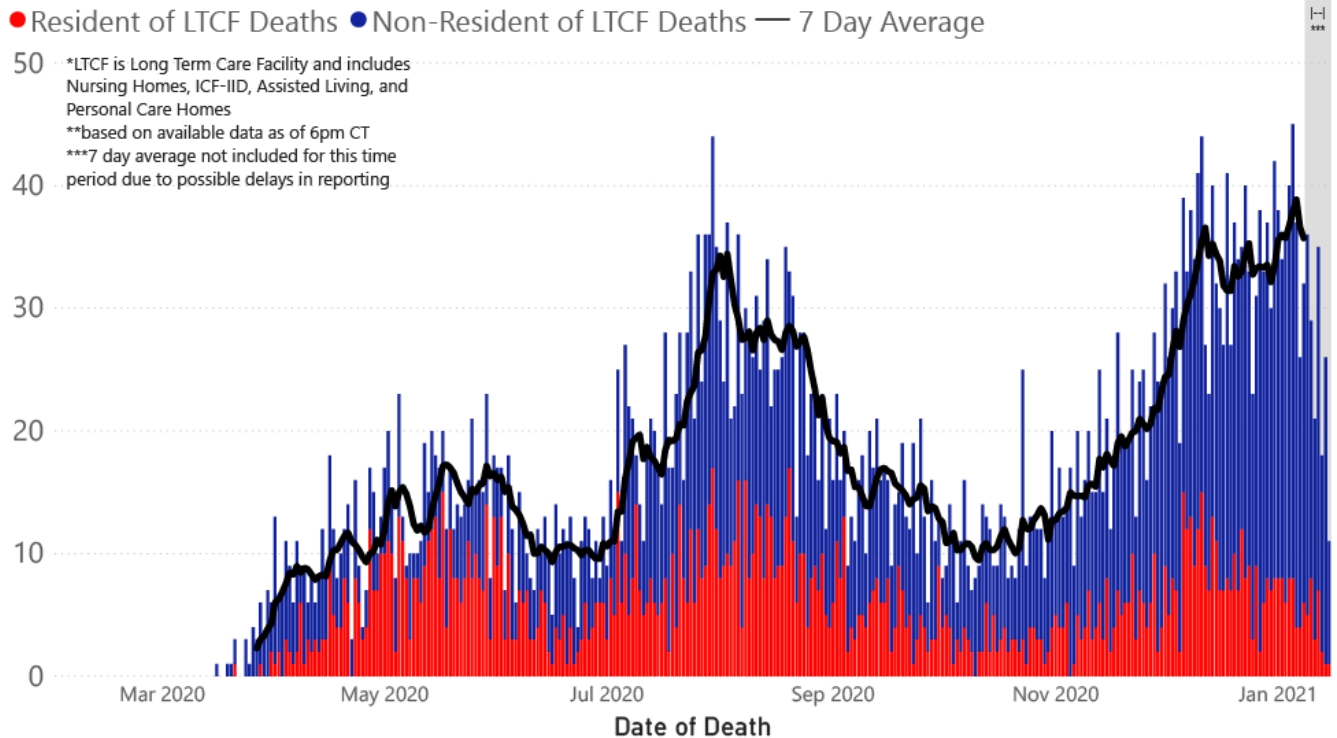
The charts below are based on available data at the time of publication. Charts do **not** include cases where insufficient details of the case are known.

## COVID-19 Cases by Date\* through January 15, 2021\*\*, Mississippi

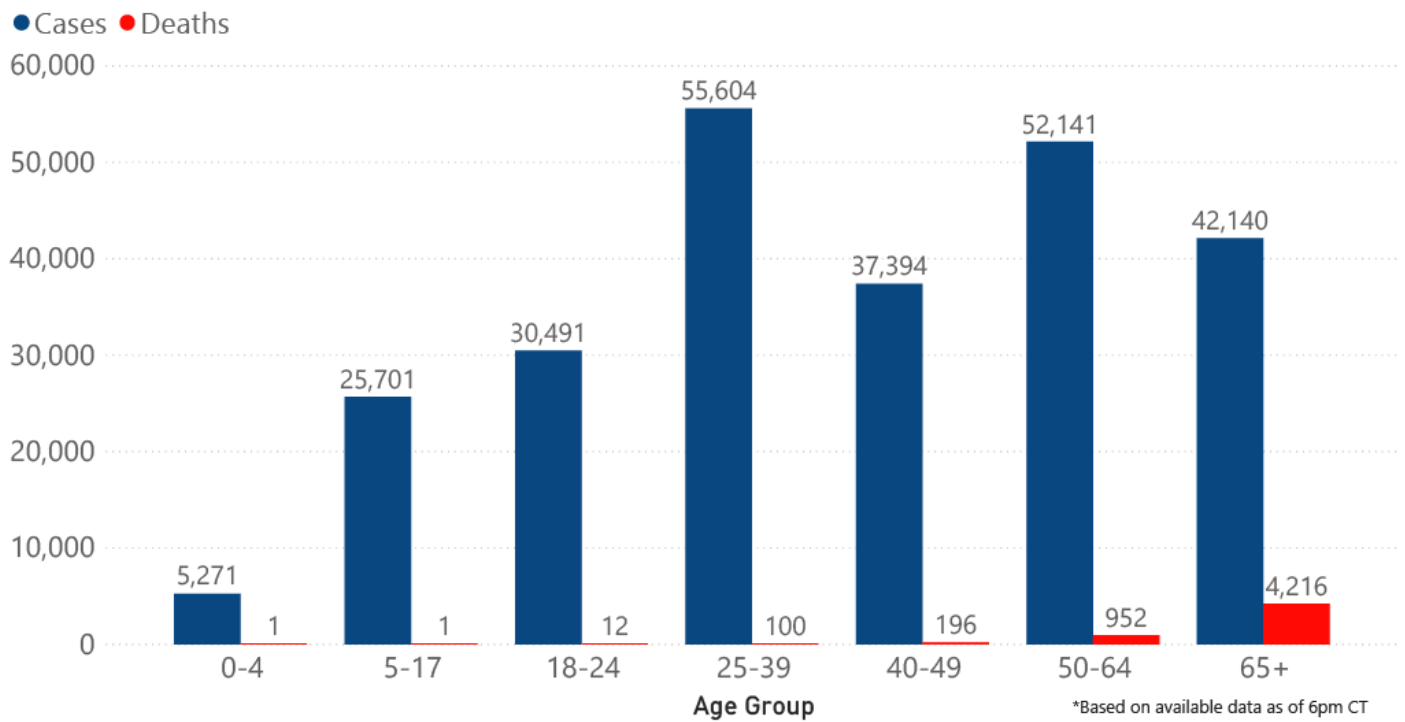


**Note:** Values up to two weeks in the past on the chart of Cases by Date above can change as we update it with new information from disease investigation.

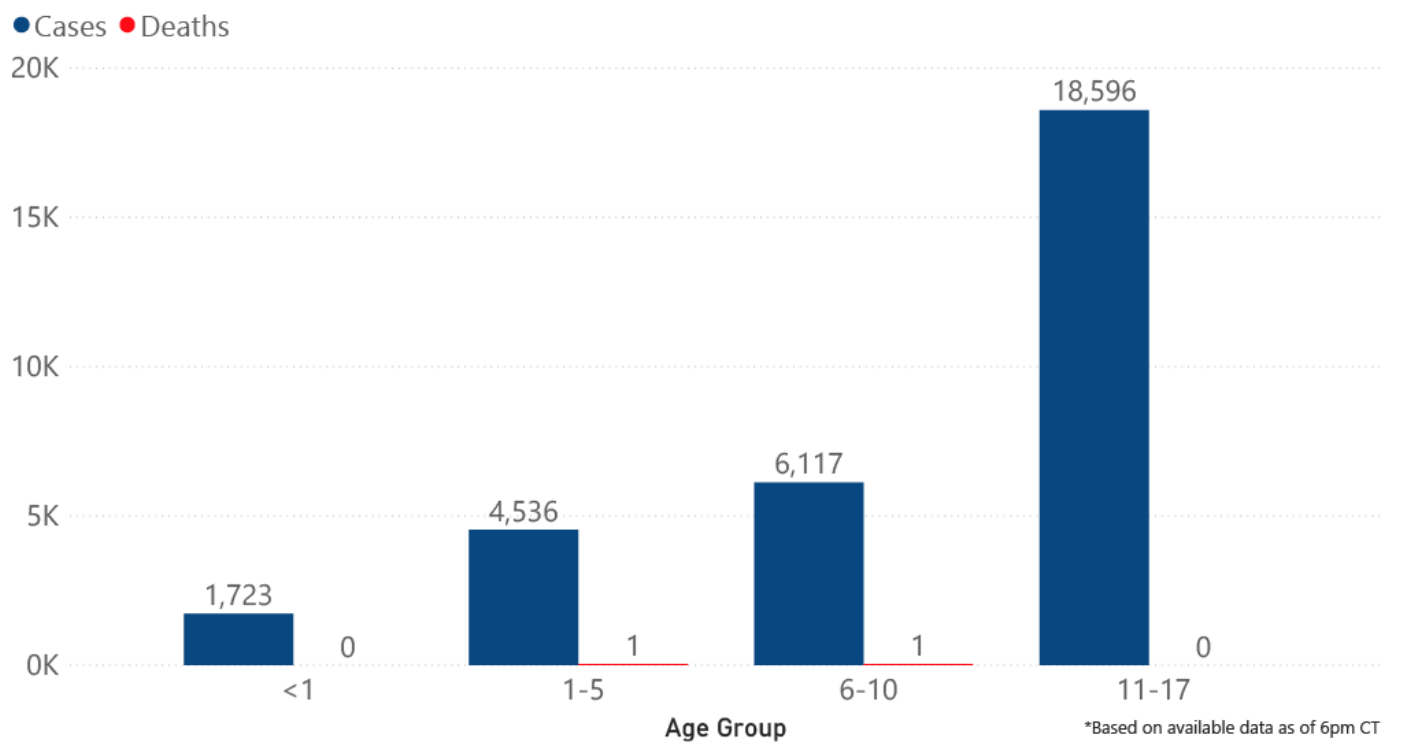
## COVID-19 LTCF\* and Non-LTCF Deaths by Date of Death through January 15, 2021\*\*, Mississippi



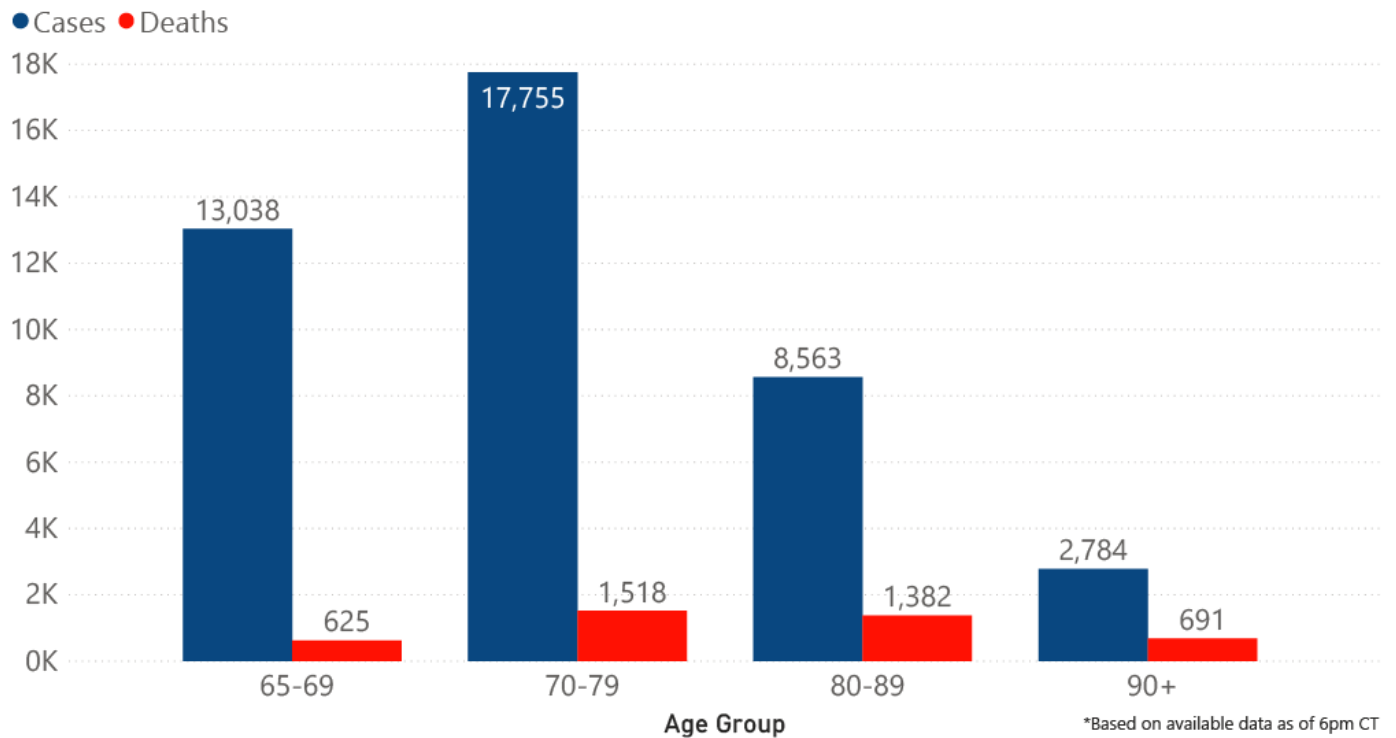
## COVID-19 Cases and Deaths by Age Group through January 15, 2021\*, Mississippi



## COVID-19 Pediatric Cases and Deaths by Age Group through January 15, 2021\*, Mississippi



## COVID-19 Geriatric Cases and Deaths by Age Group through January 15, 2021\*, Mississippi



## Weekly Statewide Data Summaries

### COVID-19 Underlying Conditions in Deaths by Race/Ethnicity through January 10, 2021\*, Mississippi



## COVID-19 Deaths by Race/Ethnicity through January 10, 2021\*, Mississippi



## COVID-19 Hospitalized Cases by Age through January 10, 2021\*, Mississippi

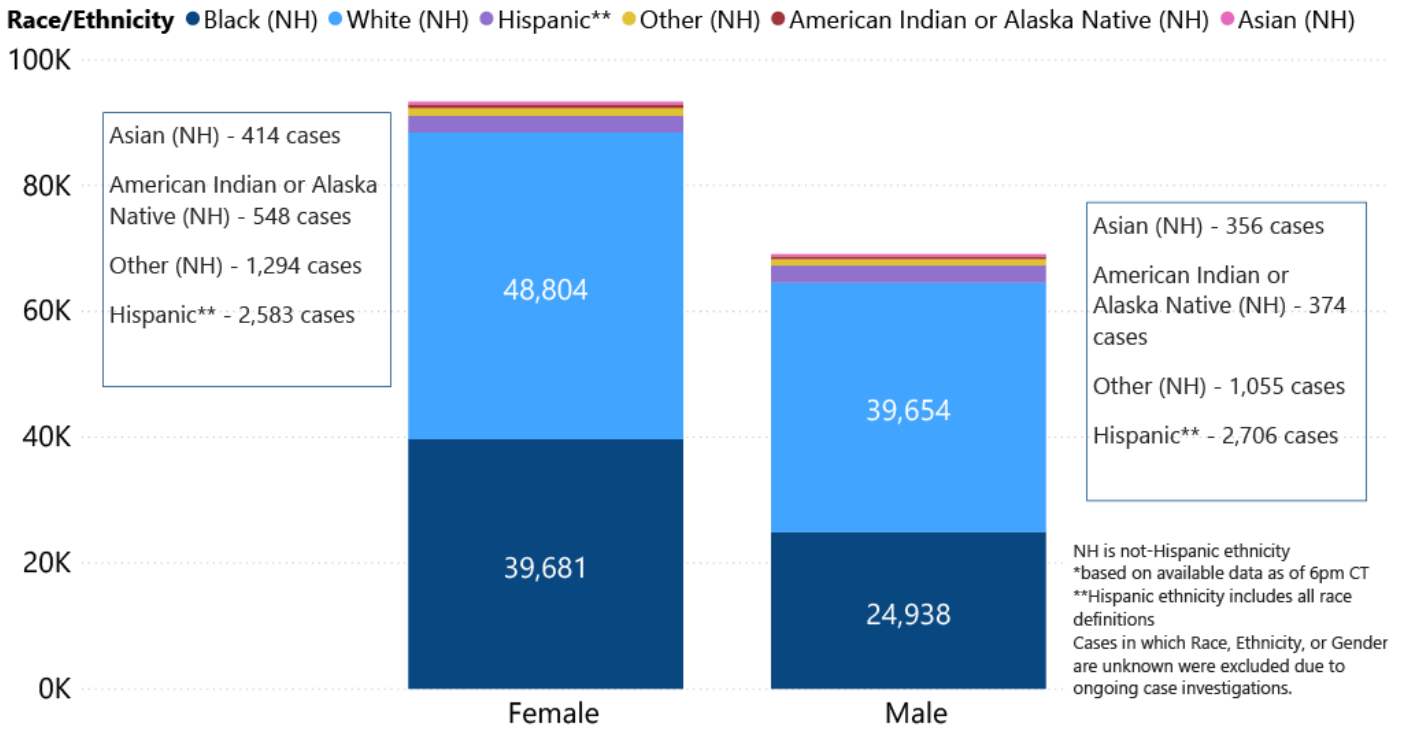


**COVID-19 Cumulative Hospitalizations-Invstigated Cases January 10, 2021 \***



\* Cases in which hospitalization is unknown were excluded due to ongoing case investigations; based on available data as of 6 pm CT

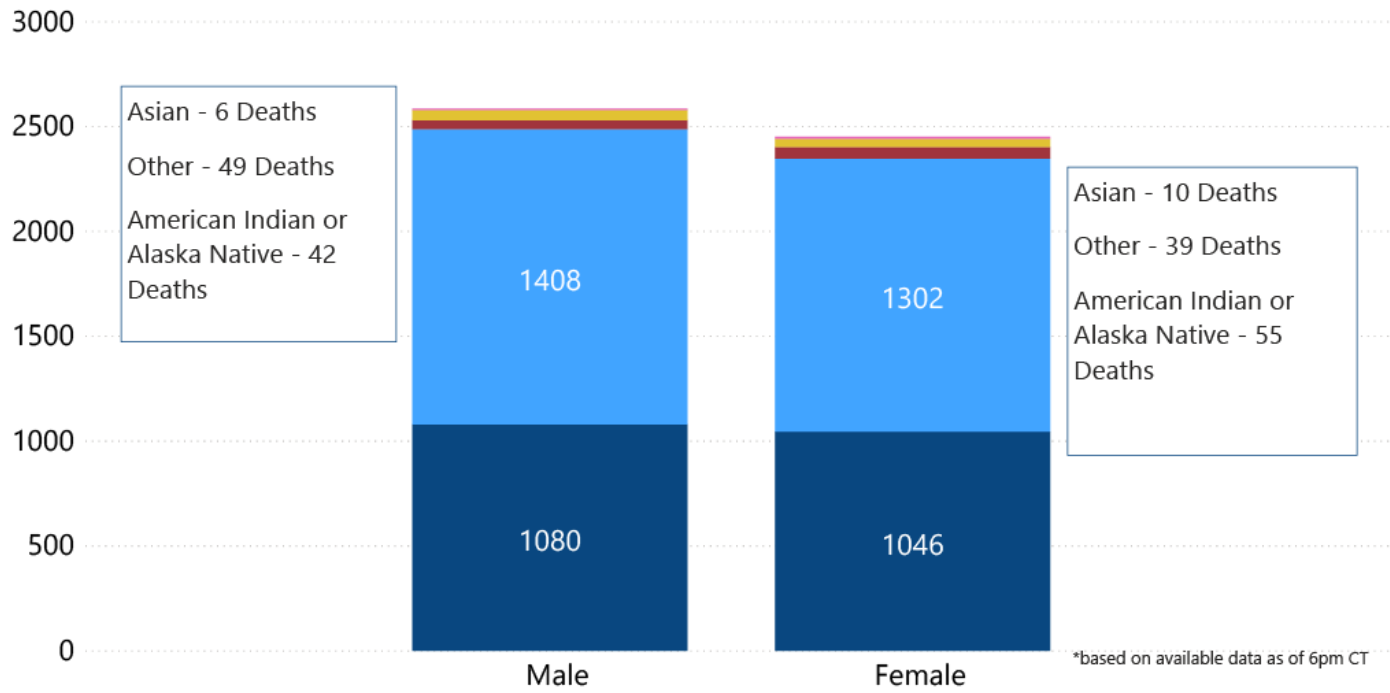
**COVID-19 Cases by Race/Ethnicity and Gender through January 10, 2021\*, Mississippi**



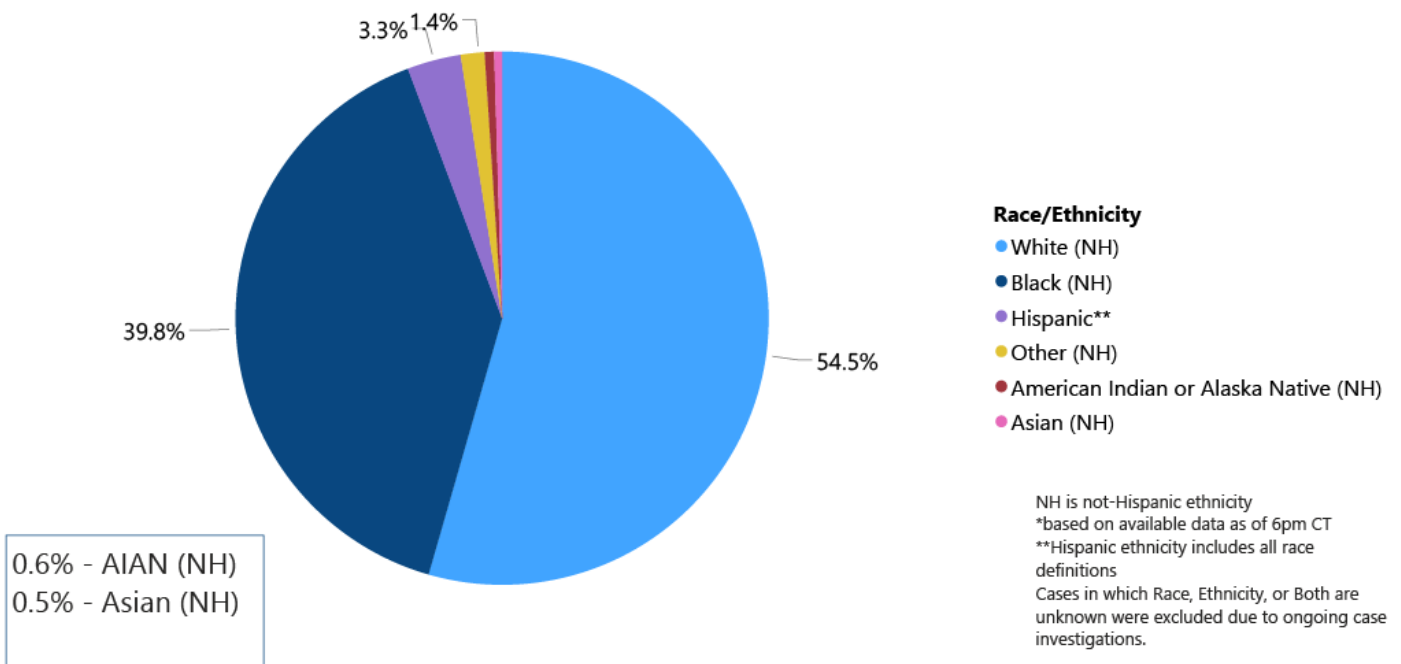


## COVID-19 Deaths by Race and Gender through January 10, 2021\*, Mississippi

**Race** ● Black ● White ● American Indian or Alaska Native ● Other ● Asian



## COVID-19 Cases by Race/Ethnicity through January 10, 2021\*, Mississippi



## COVID-19 Cases by Gender through January 10, 2021\*, Mississippi



\*Based on available data as of 6pm CT

## Weekly Pediatric MIS-C Cases and Deaths

[Multisystem inflammatory syndrome in children \(MIS-C\)](#) is a rare but serious condition associated with COVID-19 that causes inflammation in many body parts, including the heart and other vital organs.

## MIS-C\* Cases and Deaths by Age Group through January 10, 2021, Mississippi

● MIS-C Cases ● MIS-C Deaths



## Weekly High Case and High Incidence Counties

Tracking counties with recent high numbers of COVID-19 cases, adjusted for population, provides insight on where local outbreaks are most serious, and where protective measures should be increased. For more accurate reporting, these weekly charts include sample collection dates only up to seven days in the past to allow for case investigation and delays in lab test reports.

Cases counts in these charts is based on the date of illness onset. If the date of illness is not known, the date the test sample was taken, or the date of test result reporting is used instead. Counts are adjusted as cases are investigated.

Counties are ranked by highest weekly case counts, and by weekly incidence (cases proportional to population). A separate table ranking all counties is also available. **All tables updated weekly.**

► [Full tables of counties ranked by weekly incidence and cases](#) PDF

COVID-19 High Incidence MS Counties Over 2 Week Period (December 21-January 3, 2020*)					
County	Cases (December 21-January 3)	Cases per 100,000 (December 21-January 3)	Cases to Date (through January 3)	Cases per 100,000 Total	Percent Change
UNION	521	1808.1	3053	10595.2	21%
WEBSTER	164	1692.6	828	8545.8	25%
ITAWAMBA	380	1624.6	2405	10282.2	19%
JASPER	259	1580.9	1524	9302.3	20%
BOLIVAR	475	1550.9	3573	11665.8	15%
LOWNDES	887	1513.8	4695	8012.6	23%
CALHOUN	211	1469.3	1230	8564.9	21%
LEAKE	324	1421.9	2141	9396.1	18%
ATTALA	249	1370.1	1821	10019.8	16%
WASHINGTON	598	1361.9	4507	10264.4	15%
MONROE	478	1356.0	3192	9054.8	18%
PONTOTOC	428	1330.3	3281	10197.7	15%

\*based on available data as of 6pm CT  
 Cases based on test date. Cases without test date excluded due to ongoing investigations.  
 Table will be updated weekly. A one week lag is used for reporting.

## COVID-19 High Case MS Counties Over 2 Week Period (December 21-January 3, 2020\*)

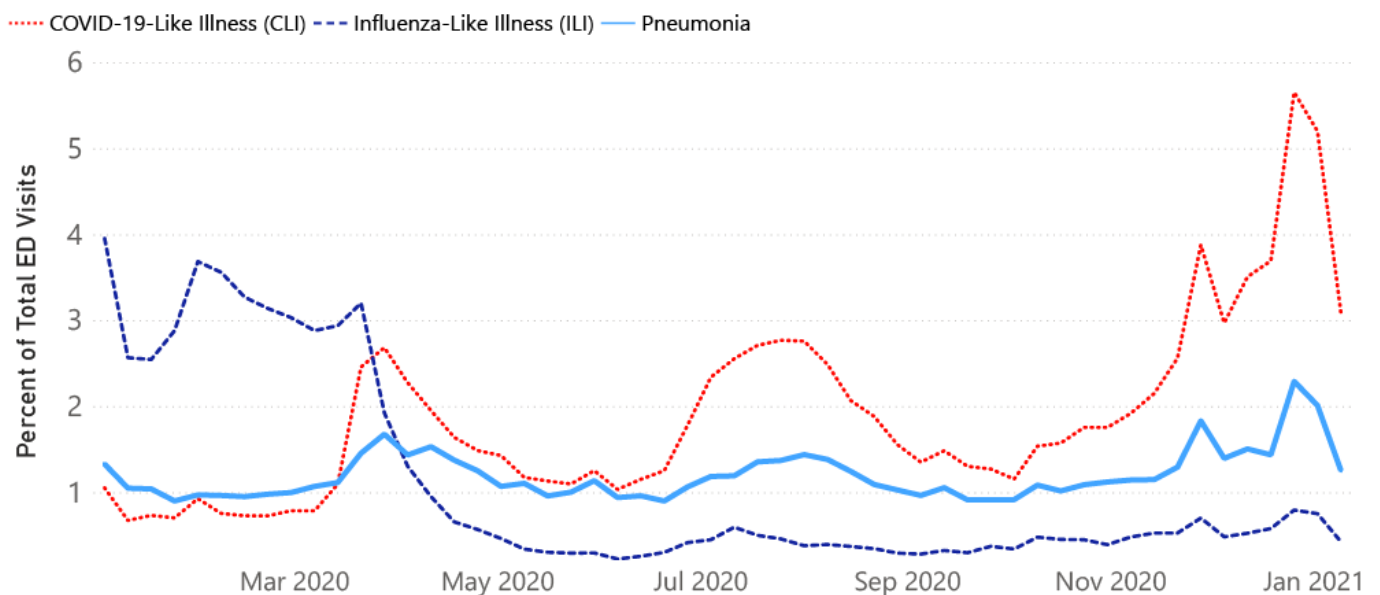
County	Cases (December 21-January 3)	Cases per 100,000 (December 21-January 3)	Cases to Date (through January 3)	Cases per 100,000 Total	Percent Change
DESOTO	2052	1109.5	15398	8325.7	15%
HARRISON	1721	827.1	11466	5510.4	18%
HINDS	1471	634.5	14519	6262.5	11%
RANKIN	1252	806.3	9290	5983.1	16%
LEE	1039	1216.1	8017	9383.6	15%
JACKSON	998	694.9	9083	6324.5	12%
MADISON	897	844.1	7480	7038.5	14%
LOWNDES	887	1513.8	4695	8012.6	23%
JONES	683	1003.0	5459	8016.4	14%
LAUDERDALE	617	832.4	5176	6982.8	14%
WASHINGTON	598	1361.9	4507	10264.4	15%
FORREST	566	755.7	5439	7262.0	12%

\*based on available data as of 6pm CT  
 Cases based on test date. Cases without test date excluded due to ongoing investigations.  
 Table will be updated weekly. A one week lag is used for reporting.

## Syndromic Surveillance

Emergency department visits by those with symptoms characteristic of COVID-19, influenza and pneumonia, updated weekly.

### Percentage of Emergency Department and Clinic visits for CLI, ILI, and Pneumonia Cases Weekly Statewide Summary, January 4, 2020 - January 9, 2021



\*The graph represents syndromic surveillance data from emergency department visits, reported electronically by hospitals throughout the state, that are consistent with COVID-19-Like Illness (CLI), Influenza-Like Illness (ILI), and Pneumonia. Based on available data as of 6pm CT. Graph will be updated weekly.

## Estimated Recoveries

Presumed COVID-19 cases recovered, estimated weekly (does not include cases still under investigation).

## COVID-19 Presumed Recovered Cases through January 10, 2021, Mississippi

# 198,888

## Presumed Recovered\*

\*Reflects Provisional Estimates. Presumed Recovered if:

- 1) It has been 14 days or more since the case tested positive, if they were not hospitalized
- 2) It has been 21 days or more since the case tested positive, if they were hospitalized or hospitalization was unknown.

All deaths excluded. Presumed recovered counts will be updated weekly.

## U.S. and World Cases

- ▶ [COVID-19 cases in the United States \(CDC\)](#)
- ▶ [U.S. COVID-19 Tracker \(CDC\)](#)
- ▶ [COVID-19 Global Case Map \(Johns Hopkins University\)](#)

## COVID-19 Testing

### Statewide Combined Testing as of January 10

COVID-19 testing providers around the state include commercial laboratories as well as hospital labs. Combined with testing done by the MSDH Public Health Laboratory, the figures provide a complete picture of all Mississippi testing. (Updated weekly)

**PCR** testing detects current, active COVID-19 infection in an individual.

**Antibody** (serology) testing identifies individuals with past COVID-19 infection based on antibodies they develop one to three weeks after infection.

**Antigen** testing is another way to identify current COVID-19 infection.

	Total tests	PCR	Antibody	Antigen
MSDH Public Health Laboratory	153,230	151,987	1,243	0
Other testing providers	1,816,740	1,229,205	65,023	522,512

Total tests for COVID-19 statewide	<b>1,969,970</b>	<b>1,381,192</b>	<b>66,266</b>	<b>522,512</b>
------------------------------------	------------------	------------------	---------------	----------------

## MSDH Individuals Tested as of January 15

MSDH Public Health Laboratory (MPHL) testing totals as of 3 p.m. These totals are for tests performed at the MPHL only.

- Total individuals tested by the MPHL: **103,392**
- Total positive individuals from MPHL tests: **12,575**

▶ [Getting tested for COVID-19](#)

---

## Prevention and Guidance for Individuals and the Community

▶ [Preventive steps to take, recommendations, guidance and general information on COVID-19](#)

Get COVID-19 e-mail updates daily with our free newsletter:



Last reviewed on Mar 5,

2020

[error on this](#)

[email page](#)

[print](#)

### *Related resources*

- ▶ [IT IS REAL: COVID-19 as Told by Survivors](#)
- ▶ [Free COVID-19 Testing and Local Testing Providers](#)
- ▶ [COVID-19 Guidance and Prevention for Individuals and the Community](#)  
Updated December 22, 2020

### *More topics*

- ▶ [\[ Espanol, Tieng Viet, ASL \]](#)
- ▶ [County Data](#)
- ▶ [Diagnostic Testing EUA](#)
- ▶ [Handouts and Posters](#)
- ▶ [Healthcare Professionals](#)
- ▶ [Interactive Maps and Charts](#)
- ▶ [Prevention and Safety Guidance](#)
- ▶ [School Cases and Outbreaks](#)
- ▶ [Statewide COVID-19 Data](#)
- ▶ [Testing for COVID-19](#)
- ▶ [Vaccination Against COVID-19](#)

FREE

# Community STD/HIV Education

Up-to-date information and  
education for those living with  
STDs or HIV, or fighting against it.

Sessions monthly

LEARN MORE

## AGENCY

[About Us](#)

[Administration](#)

[Board of Health](#)

[County Offices](#)

[Institutional Review](#)

[Jobs](#)

[Locations](#)

[Public Health Laboratory](#)

[RFPs/Grants](#)

[More »](#)

[Intranet](#)

[OHIT+ER Service Center](#)

[Webmail](#)

## INFORMATION

[Apps](#)

[Calendar of Events](#)

[Contact Us](#)

[Meetings](#)

[Health Resources](#)

[Hotlines](#)

[Locations](#)

[News](#)

[Newsletter](#)

[Phone Numbers](#)

[Español](#)

## I NEED A ...

[Birth Certificate](#)

[Certificate of Need](#)

[Children's Health Insurance](#)

[Complaint Form](#)

Criminal History Check  
Death Certificate  
Divorce Record  
Food Permit  
Immunization Record  
J-1 Visa  
License Verification  
Marriage Record  
Professional License  
Public Records Request  
Wastewater Application

#### **PUBLICATIONS**

Annual Report  
CON Weekly Reports  
Health Facilities Directory  
Mississippi Morbidity Reports  
Public Health Report  
State Health Plan  
Strategic Plan  
*More »*

Mississippi State Department of Health • 570 East Woodrow Wilson Dr • Jackson, MS 39216 • 866-HLTHY4U • [Contact and information](#)

