



## Coronavirus Disease 2019 (COVID-19)

*Updated January 18, 2021*

Mississippi COVID-19 Hotline (7 days a week, 7 a.m.–7 p.m.): **877-978-6453**

---

## General Information

- ▶ [COVID-19 vaccinations and Mississippi vaccination summary](#)
- ▶ [Counties with mask mandates and gathering restrictions](#)
- ▶ [COVID-19 overview, questions and answers, and other resources](#)
- ▶ [COVID-19 and You: Video Q & A with State Health Officer Dr. Thomas Dobbs](#)
- ▶ [ASL, Spanish and Vietnamese materials](#)

## Healthcare Professionals

Guidance and more →

- ▶ [Healthcare guidance](#)
- ▶ [Electronic reporting](#)
- ▶ [Vaccine providers](#)
- ▶ [Specimens](#)
- ▶ [Lab dropoff](#)
- ▶ [Facilities guidance](#)

▶ [MS-HAN Alerts](#)

---

## [ALL HEALTHCARE](#)

### Current Cases and Statistics

County and state data →

- ▶ [Today's update](#)
- ▶ [County data reports](#)
- ▶ [State data charts](#)
- ▶ [Hospitalizations](#)
- ▶ [School and LTCF data](#)
- ▶ [Lab testing](#)
- ▶ [Recoveries](#)

---

## [ALL STATISTICS](#)

### Prevention, Testing and Guidance

Personal and community →

- ▶ [Getting tested](#)
- ▶ [Personal protection](#)
- ▶ [Gatherings and events](#)
- ▶ [Business and community](#)
- ▶ [School guidelines](#)
- ▶ [State agencies](#)
- ▶ [Vaccinations](#)

---

## [ALL GUIDANCE](#)

**Home isolation is mandatory if you have tested positive for COVID-19** by [order of the State Health Officer](#). (If you are awaiting results of routine testing *not* related to exposure, you may [return to work](#) and follow the safety guidance of your employer.)

**Quarantine is mandatory for household members** of someone who has COVID-19. Home quarantine permits working under certain circumstances.

[More about isolation and quarantine »](#)

## New Cases and Deaths as of January 17

### NEW CASES

1,457

New COVID-19 positive test results reported to MSDH as of 6 p.m. yesterday.

#### TOTAL MISSISSIPPI CASES

253,932

▶ [Totals by county](#)

### NEW DEATHS

3

New COVID-19 related deaths reported to MSDH as of 6 p.m. yesterday. Three deaths occurred between January 16 and January 17 in the counties below.

County	Total
Panola	1
Stone	1
Wayne	1

#### TOTAL MISSISSIPPI DEATHS

5,524

▶ [Totals by county](#)

### LTC OUTBREAKS

209

Current outbreaks in long-term care (LTC) facilities only. (See [LTC facility outbreak definition](#).)

▶ [Cases by county](#)

**About our case counts:** We currently update our case totals each day based on test results from the previous day. Outside laboratories also report positive test results to us, which are included in our totals. Multiple positive tests for the same individual are counted only once. County case numbers and deaths may change as investigation finds new or additional information.

## Statewide COVID-19 Data

- ▶ [K-12 School Reports](#)  
Weekly COVID-19 cases, outbreaks and exposure reported by Mississippi schools
- ▶ [Long-Term Care Facility and Residential Care Facility COVID-19 Reports](#)  
Data reported directly to MSDH by the facility; cases and deaths in these reports may not yet be included in our totals of lab-reported cases.
- ▶ [Ongoing Outbreaks in Nursing Homes](#)  
A wide variety of data from the Centers for Medicare and Medicaid (CMS)
- ▶ [Deaths from COVID-19 and Other Causes](#) PDF  
Provisional counts by week of deaths from COVID-19, pneumonia/influenza, and heart disease
- ▶ [Laboratory Testing](#)  
Number and type of COVID-19 tests performed
- ▶ [Mississippi COVID-19 Vaccination Report](#) PDF  
Vaccinations distributed and administered as reported to MSDH by vaccination providers
- ▶ [Statewide data charts](#)

## County COVID-19 Data

### Race and Ethnicity

- ▶ [Total COVID-19 cases and deaths by county, race and ethnicity](#) PDF  
Current and past data tables, updated daily

### Data Snapshots for Individual Counties

- ▶ [Weekly COVID-19 snapshots for each Mississippi county](#)

### High Cases and Incidence

- ▶ [Map of Mississippi counties by 7-day incidence](#)
- ▶ [Table of counties ranked by weekly cases and incidence](#)

### Cumulative Cases and Deaths by County

Totals of all reported COVID-19 cases, including those in long-term care (LTC) facilities.

**The numbers in this table are provisional.** County case numbers and deaths may change as investigation finds new or additional information. The data provided below is the most current available.

County	Total Cases	Total Deaths	Total LTC Facility Cases	Total LTC Facility Deaths
<a href="#">Adams</a>	2058	70	72	15
<a href="#">Alcorn</a>	2640	53	128	20
<a href="#">Amite</a>	980	25	54	7
<a href="#">Attala</a>	1937	59	173	34
<b>Total</b>	<b>253,932</b>	<b>5,524</b>	<b>9,944</b>	<b>1,829</b>

County	Total Cases	Total Deaths	Total LTC Facility Cases	Total LTC Facility Deaths
Benton	818	23	45	10
Bolivar	3978	108	225	31
Calhoun	1361	21	27	4
Carroll	1045	21	47	9
Chickasaw	1839	44	53	15
Choctaw	605	13	1	0
Claiborne	866	25	45	9
Clarke	1389	60	110	30
Clay	1594	33	24	3
Coahoma	2337	54	128	11
Copiah	2419	49	75	9
Covington	2130	71	135	39
De Soto	17197	175	111	22
Forrest	5992	119	224	50
Franklin	666	15	40	4
George	1993	38	59	7
Greene	1102	29	52	6
Grenada	2184	70	155	32
Hancock	2734	59	69	14
Harrison	13502	193	477	61
Hinds	16280	322	783	113
Holmes	1687	67	103	20
Humphreys	830	24	33	8
Issaquena	159	6	0	0
Itawamba	2629	59	125	22
Jackson	10407	183	217	29
Jasper	1708	35	35	2
Jefferson	543	19	30	4
Jefferson Davis	848	25	8	1
Jones	6375	110	217	41
Kemper	772	20	44	9
Lafayette	4966	92	188	54
Lamar	4875	65	52	13
<b>Total</b>	<b>253,932</b>	<b>5,524</b>	<b>9,944</b>	<b>1,829</b>

County	Total Cases	Total Deaths	Total LTC Facility Cases	Total LTC Facility Deaths
Lauderdale	5873	180	411	89
Lawrence	1026	17	27	2
Leake	2311	64	90	14
Lee	8819	141	214	41
Leflore	3004	105	234	51
Lincoln	2976	85	171	36
Lowndes	5381	116	247	55
Madison	8262	162	354	68
Marion	2120	72	157	23
Marshall	3426	65	64	15
Monroe	3543	105	189	54
Montgomery	1096	34	54	9
Neshoba	3383	152	196	56
Newton	1928	42	86	14
Noxubee	1105	22	34	4
Oktibbeha	3938	80	214	36
Panola	3707	79	102	13
Pearl River	3297	99	158	33
Perry	1022	31	21	7
Pike	2635	77	119	34
Pontotoc	3653	53	64	5
Prentiss	2456	52	99	15
Quitman	691	8	0	0
Rankin	10749	211	385	58
Scott	2466	45	39	4
Sharkey	430	17	43	8
Simpson	2357	67	157	19
Smith	1208	23	59	8
Stone	1436	21	84	11
Sunflower	2849	69	117	16
Tallahatchie	1410	34	49	7
Tate	2724	62	80	19
Tippah	2417	50	108	7
<b>Total</b>	<b>253,932</b>	<b>5,524</b>	<b>9,944</b>	<b>1,829</b>

County	Total Cases	Total Deaths	Total LTC Facility Cases	Total LTC Facility Deaths
Tishomingo	1863	59	101	27
Tunica	867	21	18	2
Union	3447	60	125	21
Walthall	1123	36	67	13
Warren	3534	98	168	38
Washington	4800	123	189	39
Wayne	2013	31	69	11
Webster	924	24	58	11
Wilkinson	584	25	24	5
Winston	2005	64	114	33
Yalobusha	1170	34	82	22
Yazoo	2459	55	139	18
<b>Total</b>	<b>253,932</b>	<b>5,524</b>	<b>9,944</b>	<b>1,829</b>

## Case Classifications

Mississippi investigates and reports both probable and confirmed cases and deaths according to the [CSTE case definition](#).

	Confirmed	Probable	Total
Cases	164,481	89,451	<b>253,932</b>
Deaths	4,163	1,361	<b>5,524</b>

Confirmed cases and deaths are generally determined by positive PCR tests, which detect the presence of ongoing coronavirus infection.

Probable cases are those who test positive by other testing methods such as antibody or antigen, and have recent symptoms consistent with COVID-19, indicating a recent infection.

Probable deaths are those individuals with a designation of COVID-19 as a cause of death on the death certificate, but where no confirmatory testing was performed.

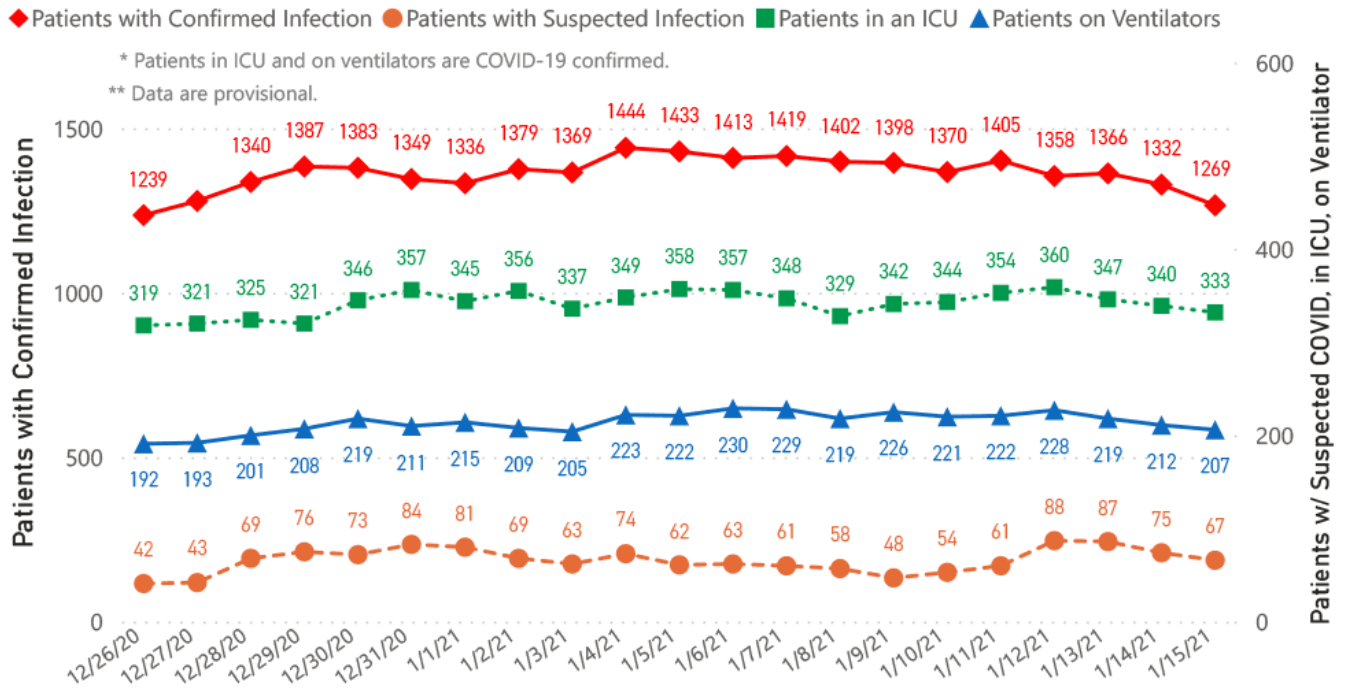
## Mississippi COVID-19 Data Charts and Maps

All data reports below are updated as they become available.

## Hospitalizations and Bed Availability

▶ [View interactive hospitalization charts](#)

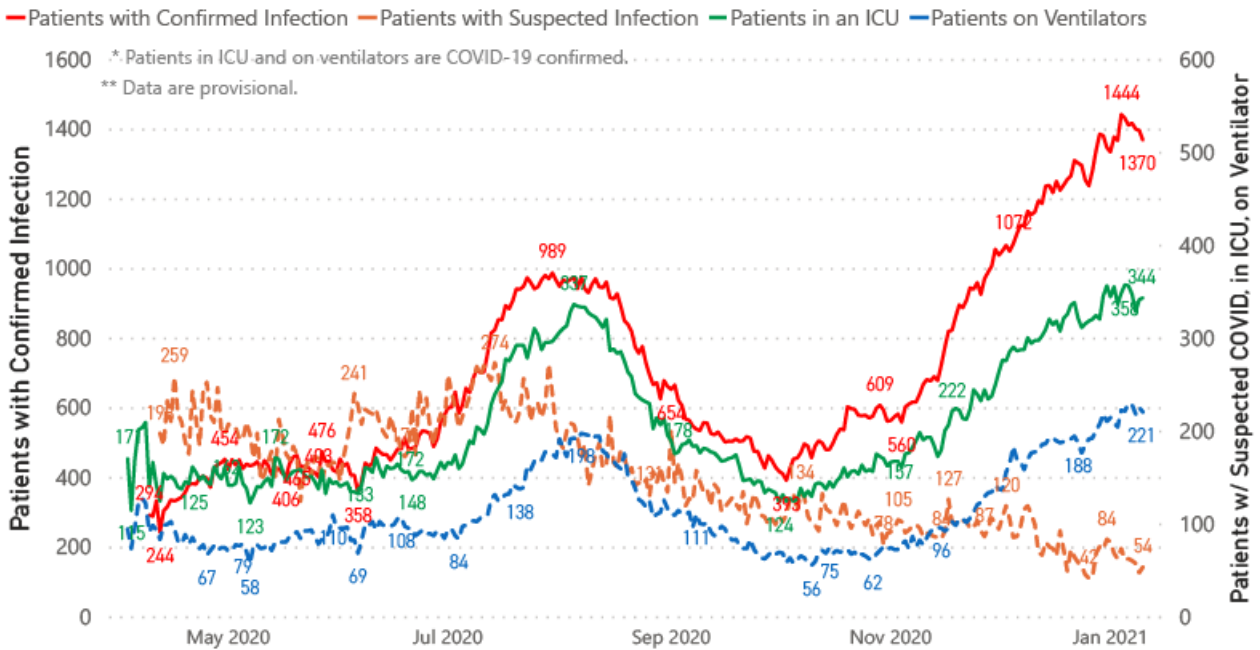
## COVID-19 Hospitalizations Reported by MS Hospitals, 12/26/20-1/15/21 \* , \*\*



## Hospitalization and ICU Use to Date

Updated weekly

## COVID-19 Hospitalizations Trends, Reported by MS Hospitals as of 1/10/21 \* , \*\*



## Daily Case Maps

▶ [View all interactive maps](#)

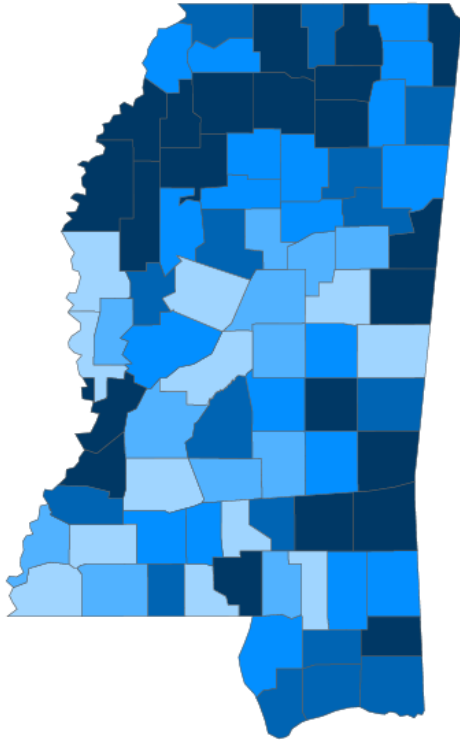


## Recent COVID-19 Activity

The chart below shows counties according to COVID-19 incidence (cases by population) over the last 7 days.

► [See also: Weekly county incidence tables](#)

### Mississippi COVID-19 Cases Incidence Rate \* as of January 15, 2021



● <50.0 ● 50.0 to 60.0 ● 60.0 to 70.0 ● 70.0 to 80.0 ● >80.0

\* Based on average daily new cases of past 7 days per 100,000 population.

7 Day Average  
New Cases

**2,074.9**

7 Day Average  
Incidence Rate \*

**69.6**

Cumulative Cases

**248,189**

2019 Estimated Population

**2,976,149**

County	Incidence Rate	New Cases (7-Day Avg)	2019 Est. Population	Mask Mandate Status	Mask Mandate Started	Mask Mandate Ended
Tippah	123.3	27.1	22,015	Active	11/24/20	
Claiborne	114.4	10.3	8,988	Ended	10/19/20	11/11/20
Bolivar	107.3	32.9	30,628	Active	11/24/20	
Union	106.6	30.7	28,815	Active	11/24/20	
George	99.7	24.4	24,500	None		
Warren	95.4	43.3	45,381	None		
Jones	94.4	64.3	68,098	Active	11/24/20	
Quitman	92.5	6.3	6,792	None		
Newton	91.8	19.3	21,018	None		
Noxubee	90.5	9.4	10,417	None		

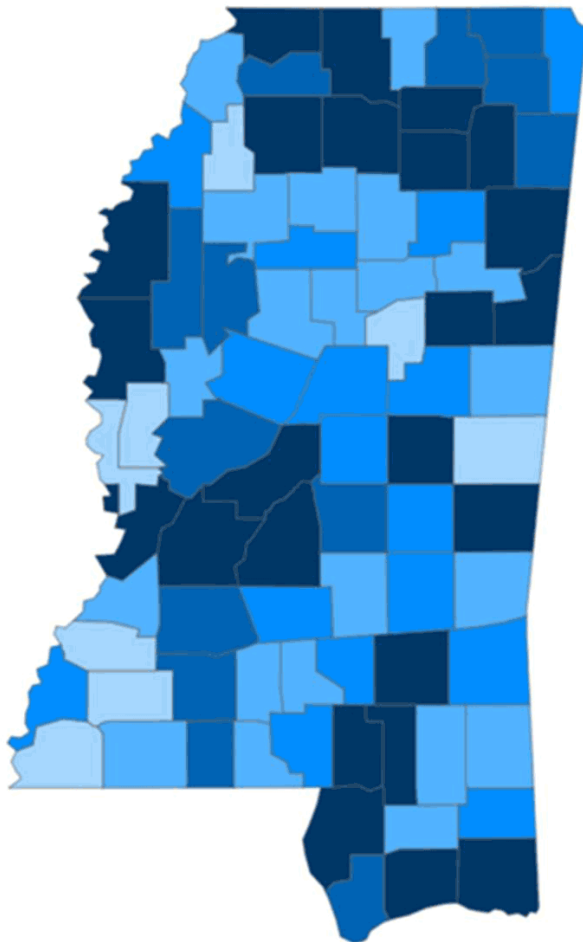
## Cumulative COVID-19 Cases

Total cases and deaths by county since the start of the pandemic.

► [See also: Weekly estimate of recoveries](#)

# Mississippi COVID-19 Cases and Deaths by Race with Ethnicity as of 6 pm CT, January 17, 2021

Total Cases  
**253,932**



● 1 to 800 ● 801 to 1600 ● 1601 to 2400 ● 2401 to 3200 ● >3200

	American Indian or Alaska Native	Asian	Black	White	Other	Unknown
Non Hispanic	1,010	835	68,230	94,414	2,496	1,916
Hispanic	45	30	311	1,690	2,943	565
Unknown Ethnicity	915	302	16,222	24,221	6,578	31,209

Total Deaths  
**5,524**

	American Indian or Alaska Native	Asian	Black	White	Other	Unknown
Non Hispanic	77	10	1,943	2,458	30	11
Hispanic	1	0	7	27	16	2
Unknown Ethnicity	22	7	291	444	47	131

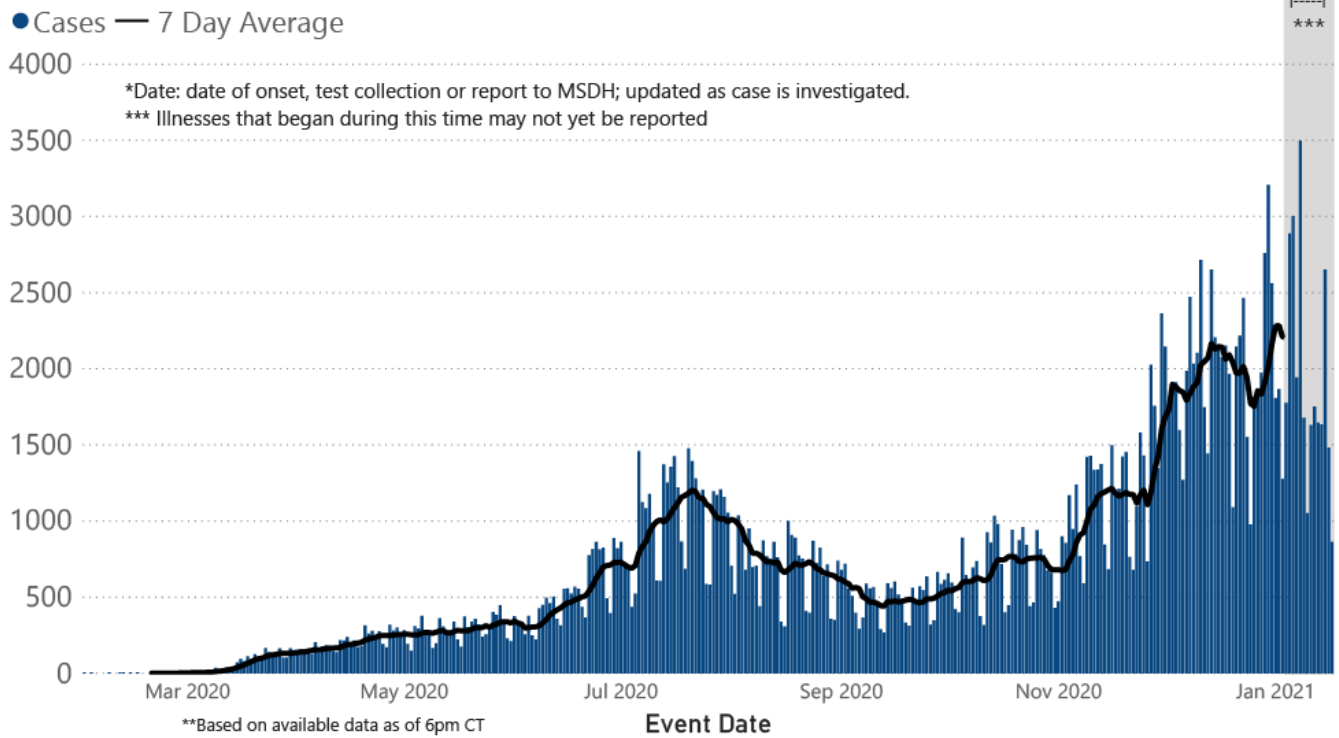
## Daily Statewide Data Charts

Our state case map and other data charts are also available in interactive form.

► [View interactive epidemiological and surveillance charts](#)

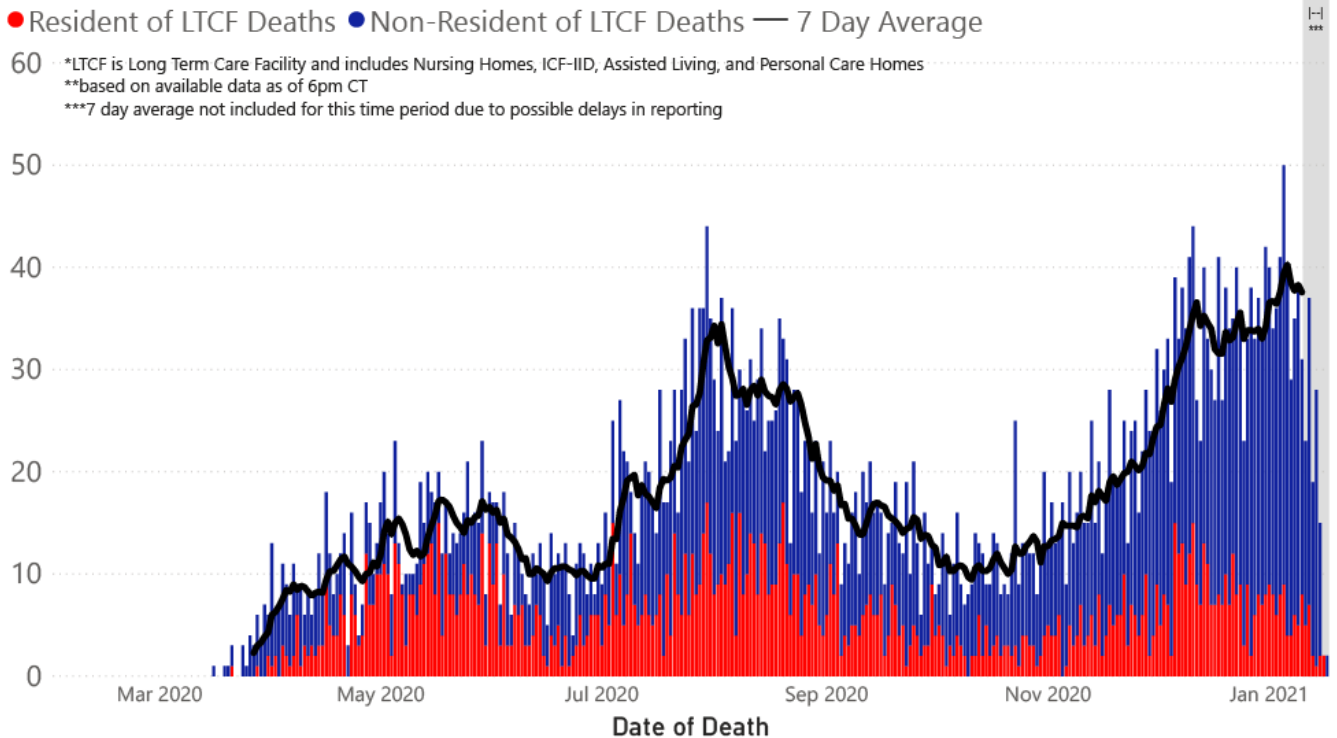
The charts below are based on available data at the time of publication. Charts do **not** include cases where insufficient details of the case are known.

## COVID-19 Cases by Date\* through January 17, 2021\*\*, Mississippi

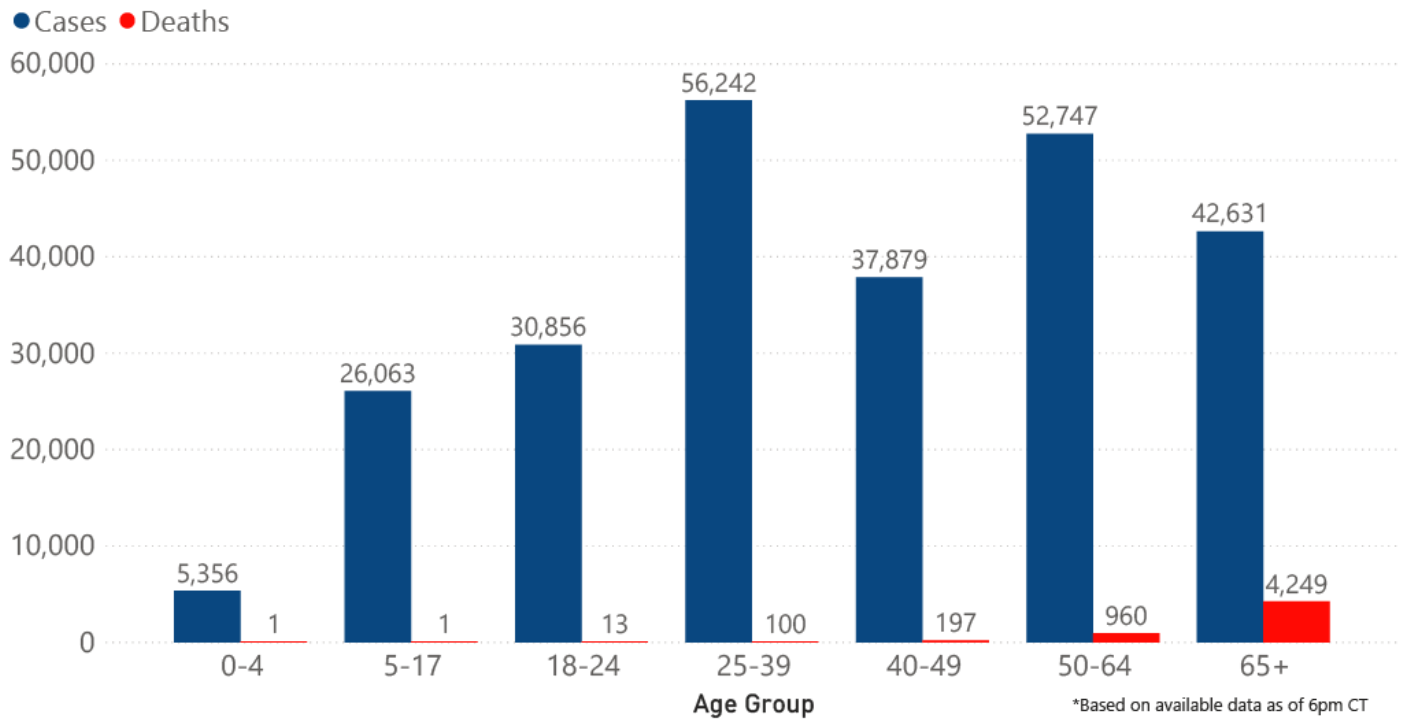


**Note:** Values up to two weeks in the past on the chart of Cases by Date above can change as we update it with new information from disease investigation.

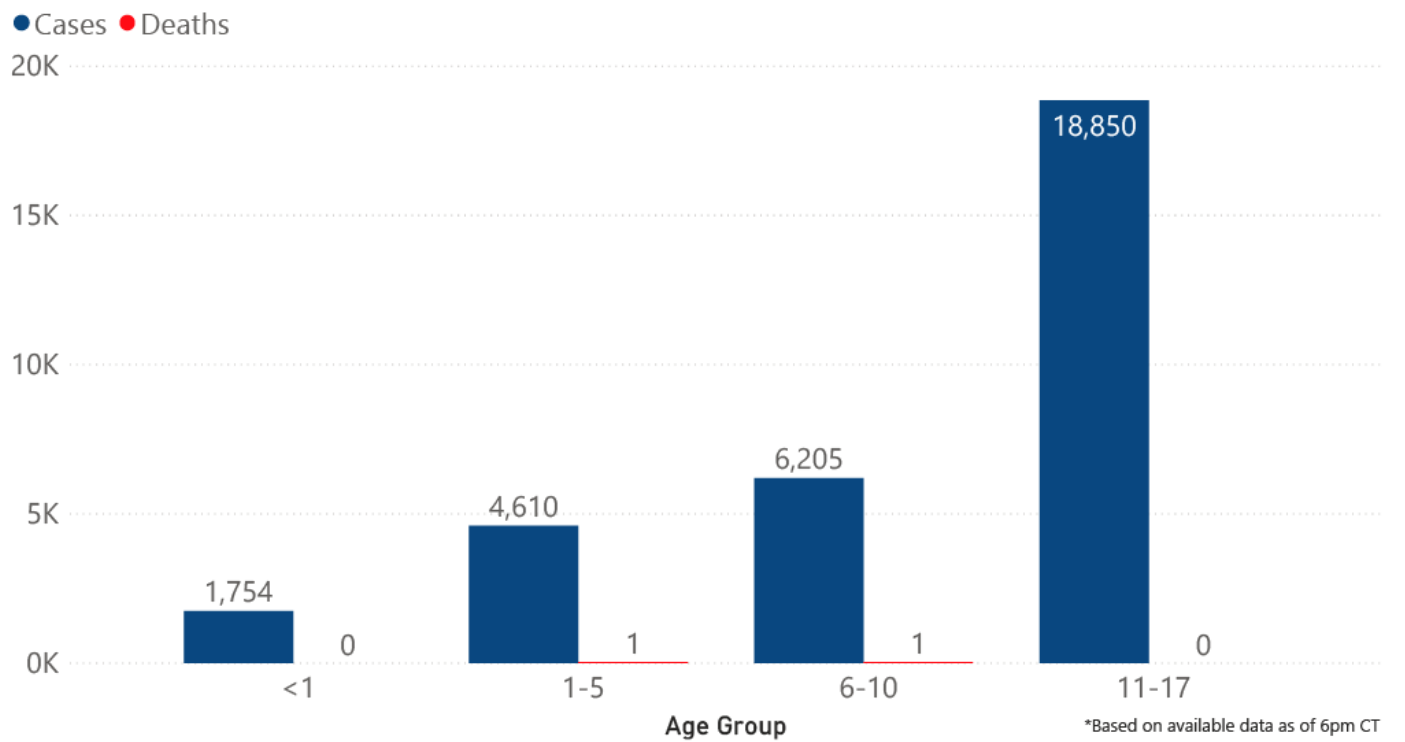
## COVID-19 LTCF\* and Non-LTCF Deaths by Date of Death through January 17, 2021\*\*, Mississippi



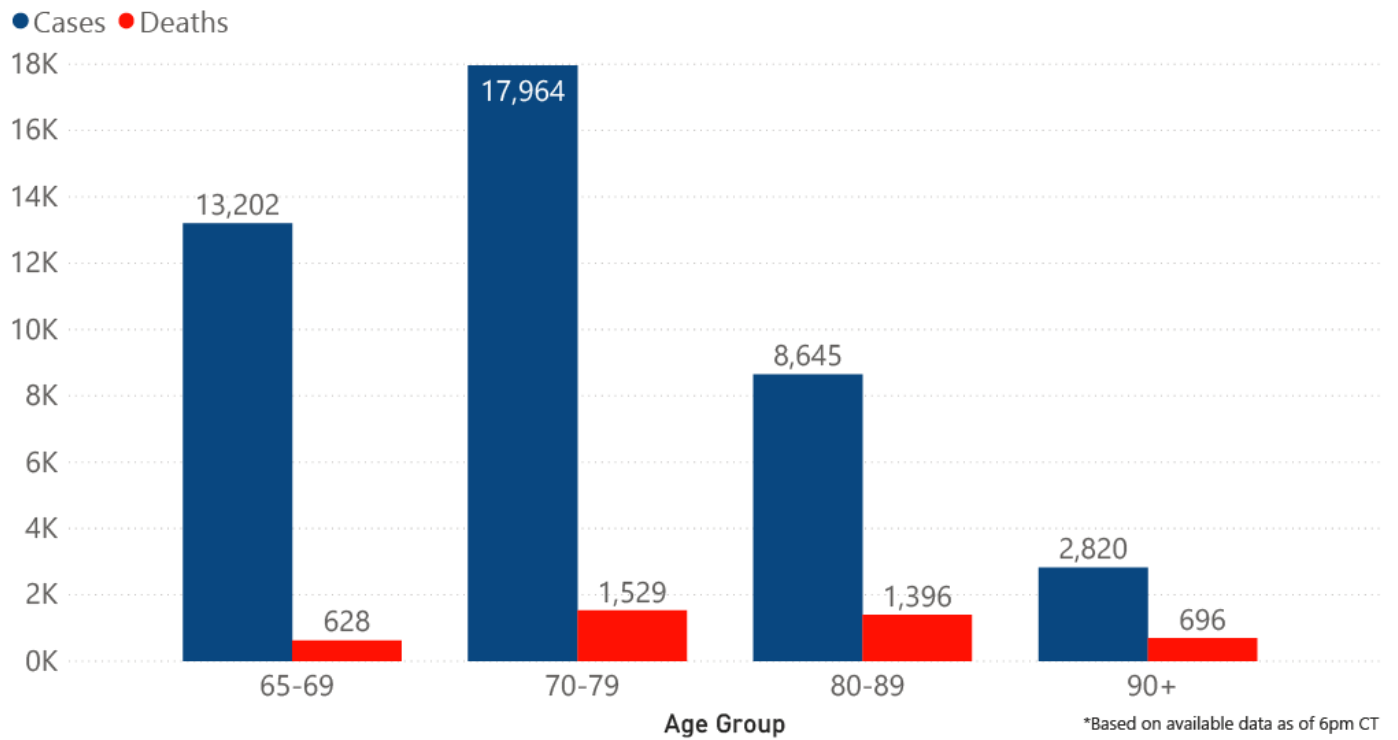
### COVID-19 Cases and Deaths by Age Group through January 17, 2021\*, Mississippi



### COVID-19 Pediatric Cases and Deaths by Age Group through January 17, 2021\*, Mississippi



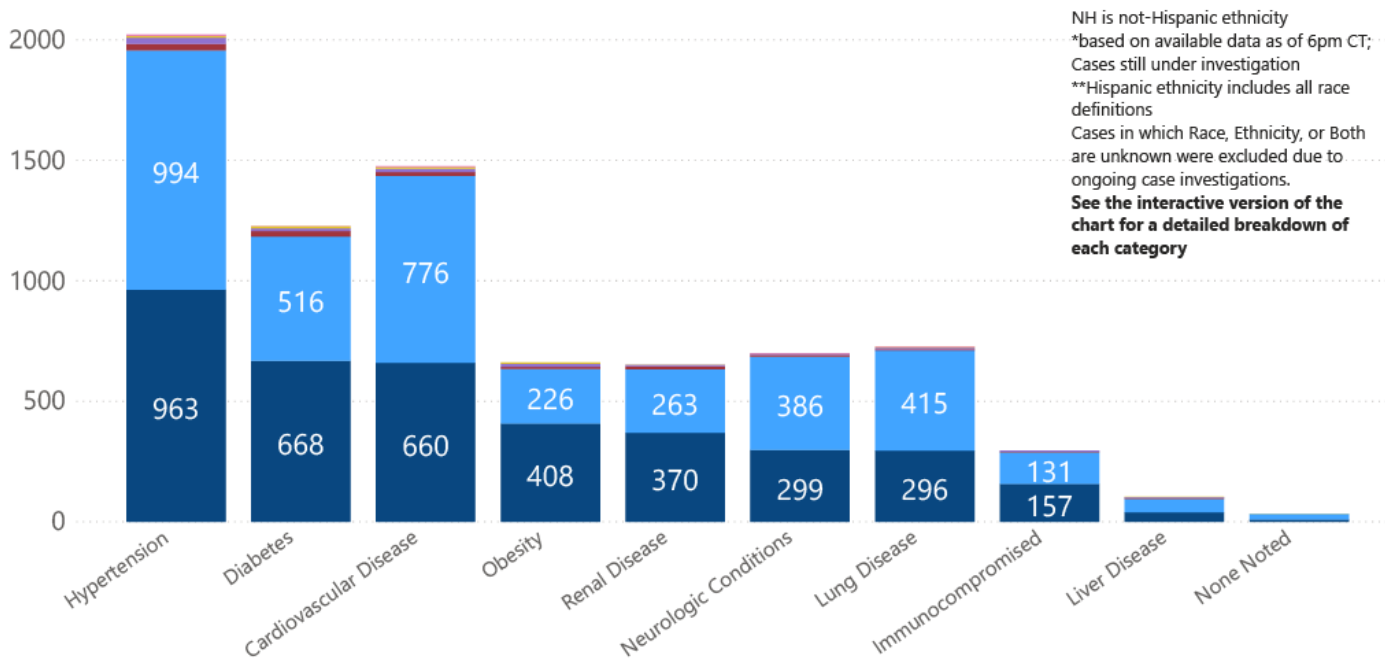
## COVID-19 Geriatric Cases and Deaths by Age Group through January 17, 2021\*, Mississippi



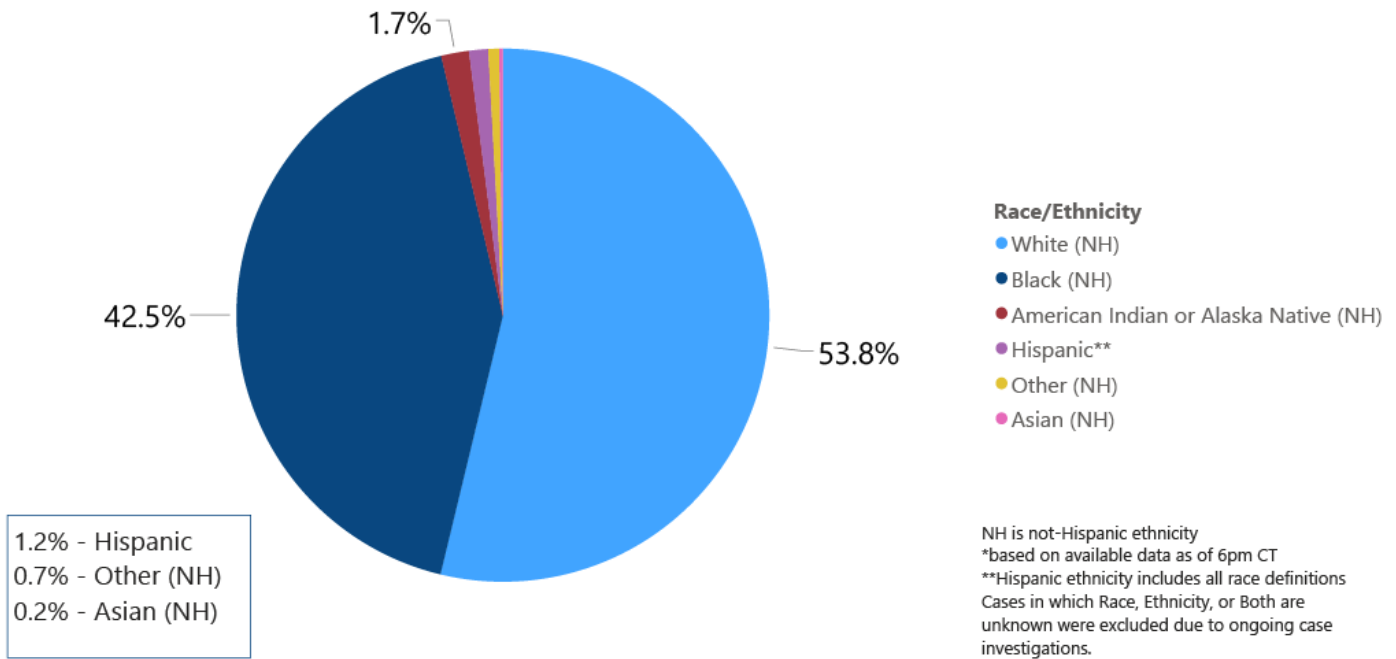
## Weekly Statewide Data Summaries

### COVID-19 Underlying Conditions in Deaths by Race/Ethnicity through January 17, 2021\*, Mississippi

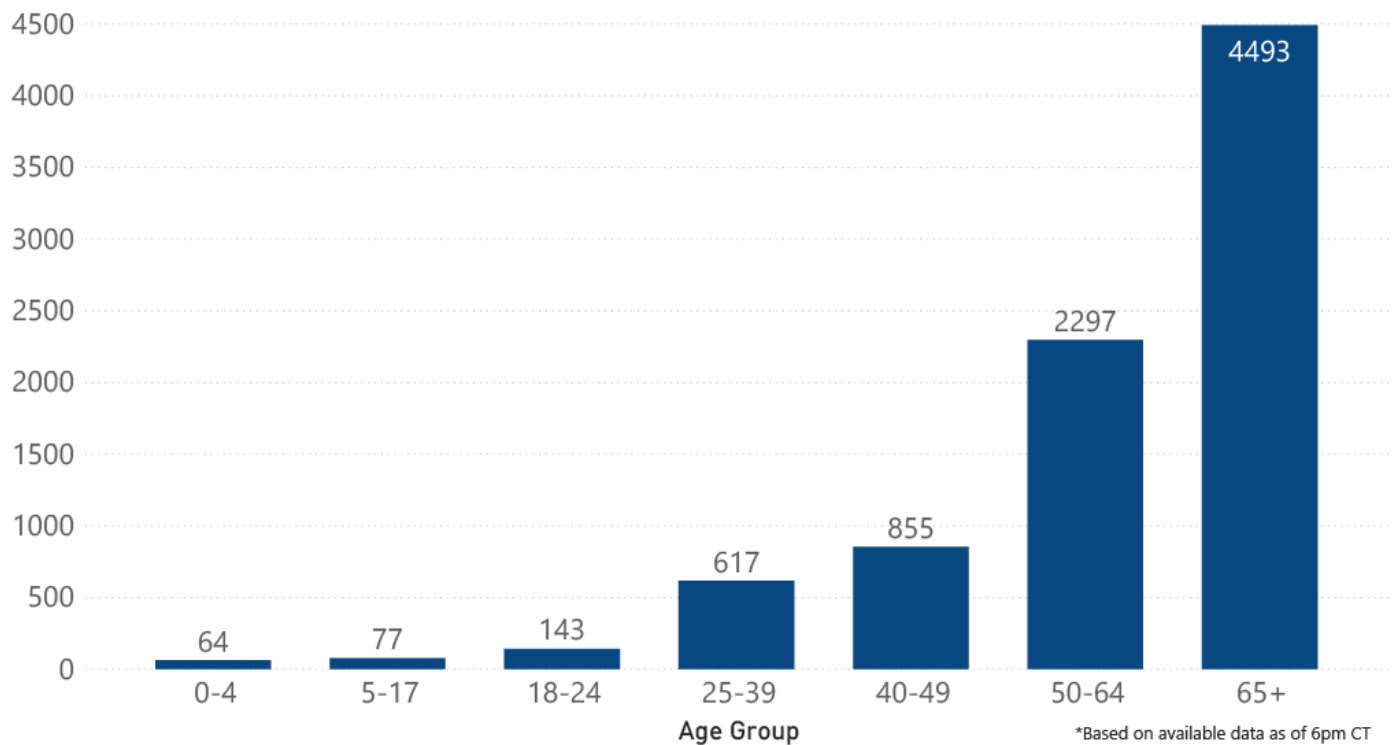
Race/Ethnicity ● Black (NH) ● White (NH) ● American Indian or Alaska Native (NH) ● Hispanic\*\* ● Other (NH) ● Asian (NH)



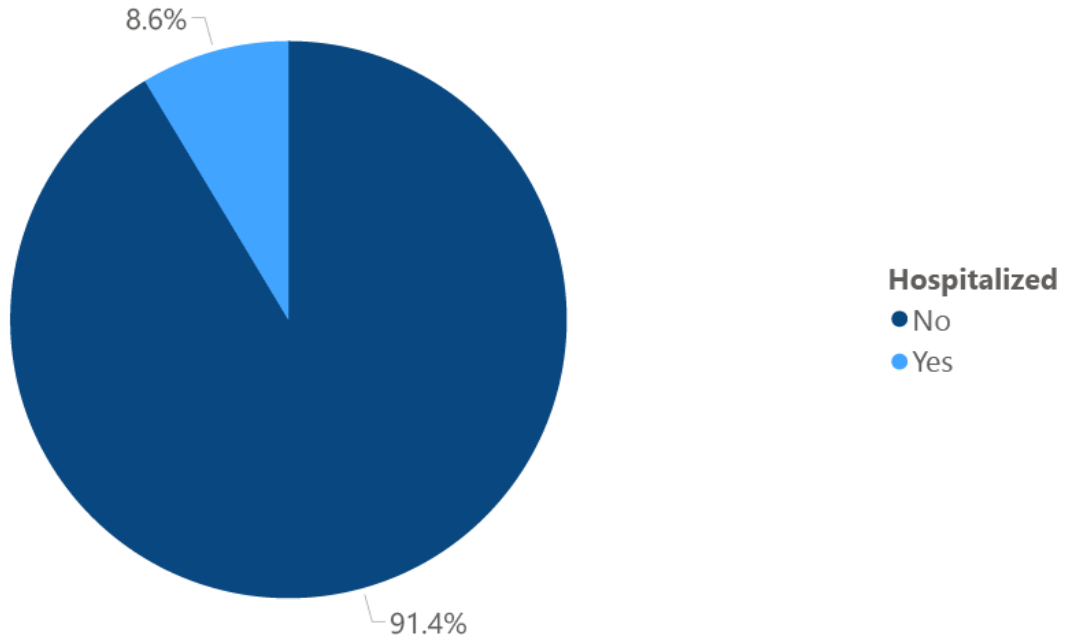
## COVID-19 Deaths by Race/Ethnicity through January 17, 2021\*, Mississippi



## COVID-19 Hospitalized Cases by Age through January 17, 2021\*, Mississippi

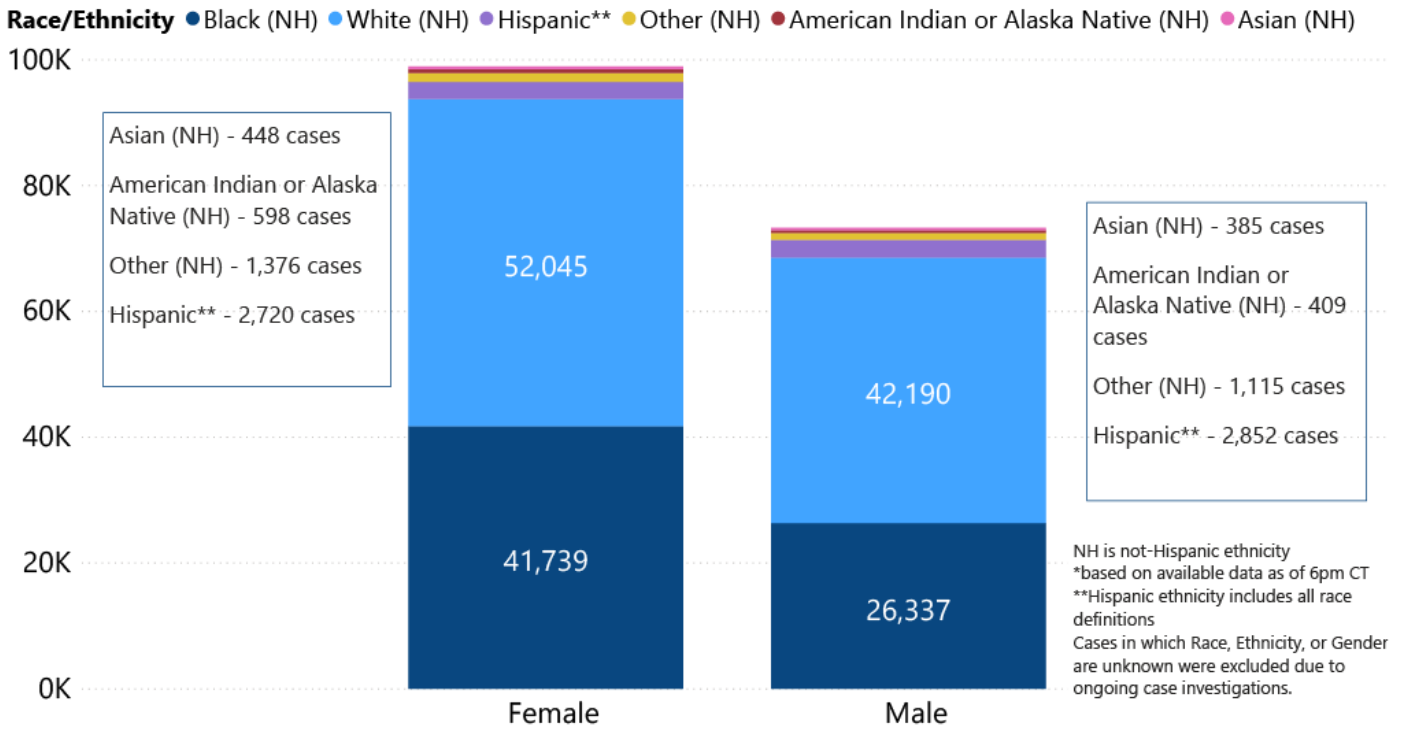


**COVID-19 Cumulative Hospitalizations-Invstigated Cases January 17, 2021 \***



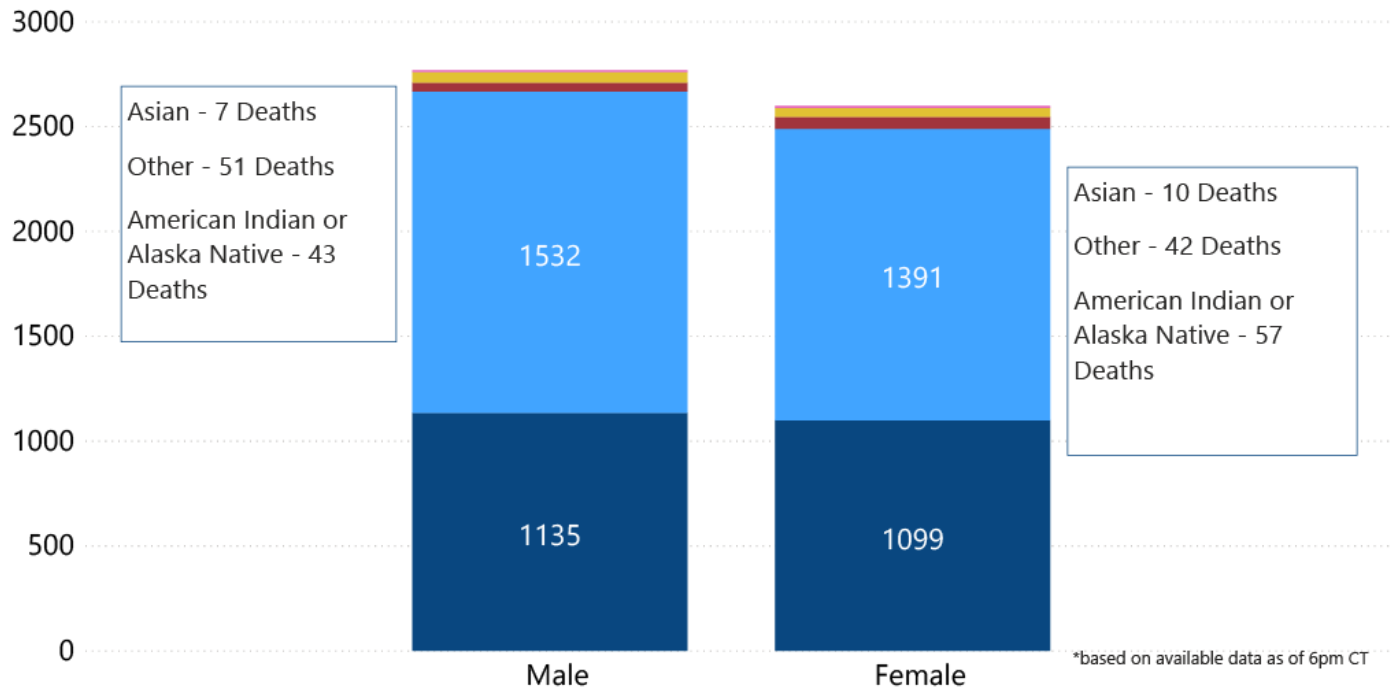
\* Cases in which hospitalization is unknown were excluded due to ongoing case investigations; based on available data as of 6 pm CT

**COVID-19 Cases by Race/Ethnicity and Gender through January 17, 2021\*, Mississippi**

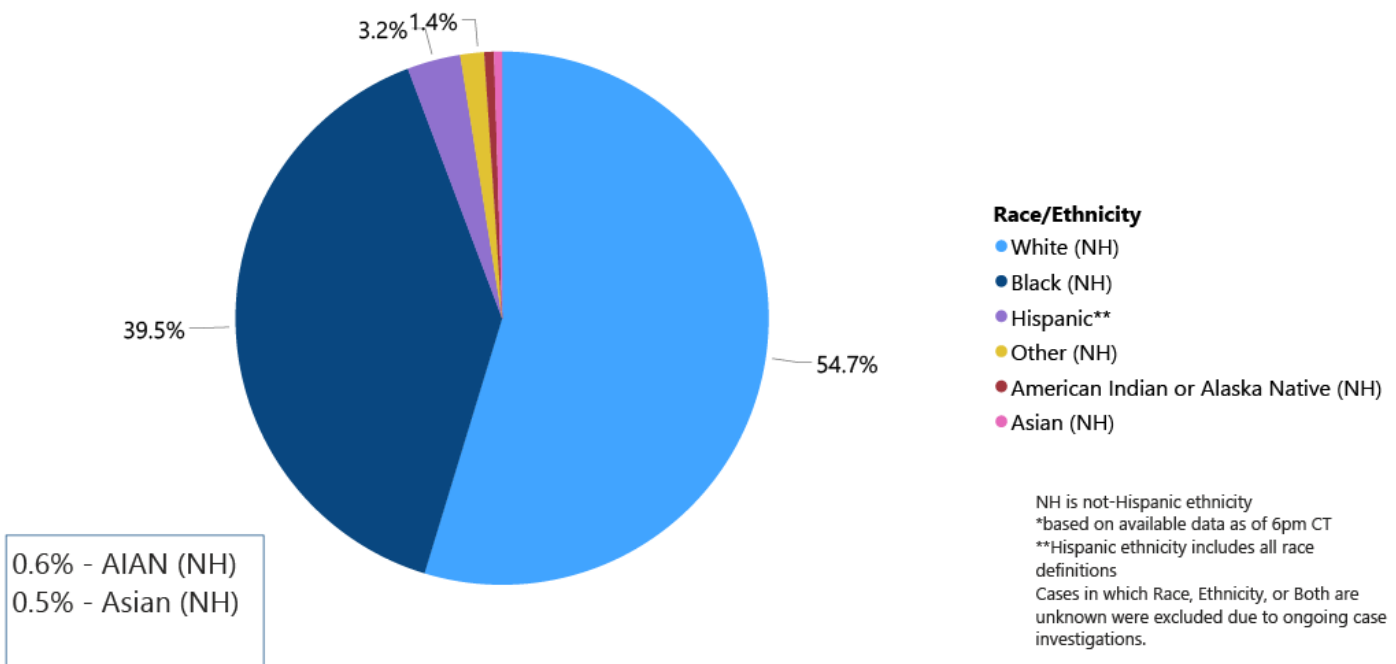


## COVID-19 Deaths by Race and Gender through January 17, 2021\*, Mississippi

**Race** ● Black ● White ● American Indian or Alaska Native ● Other ● Asian

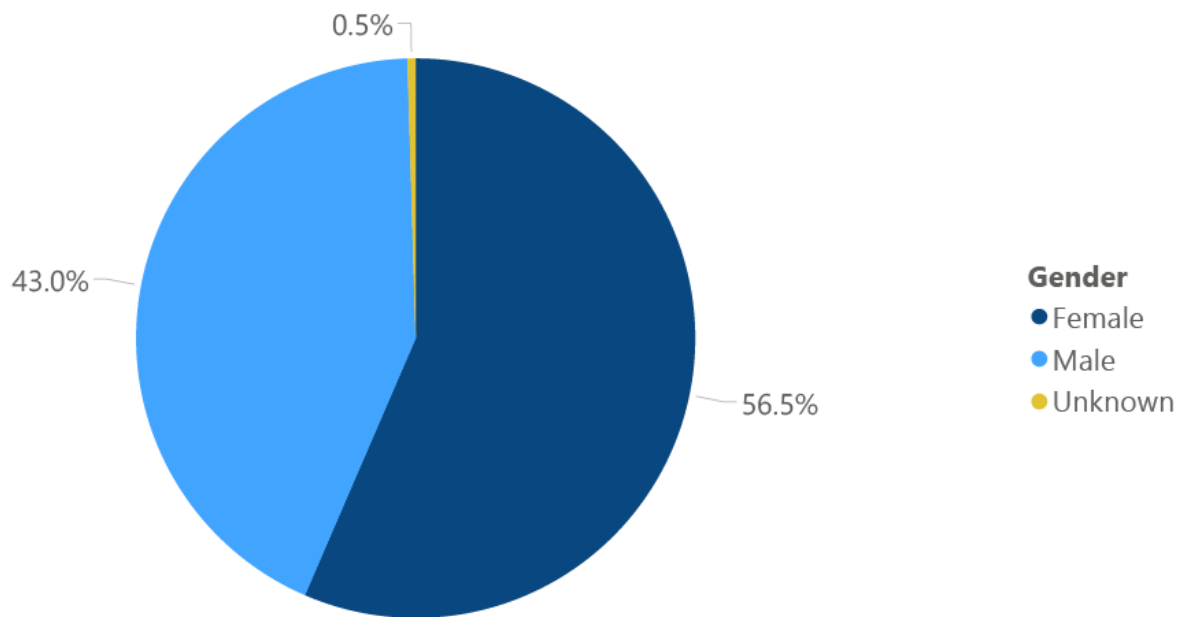


## COVID-19 Cases by Race/Ethnicity through January 17, 2021\*, Mississippi





## COVID-19 Cases by Gender through January 17, 2021\*, Mississippi



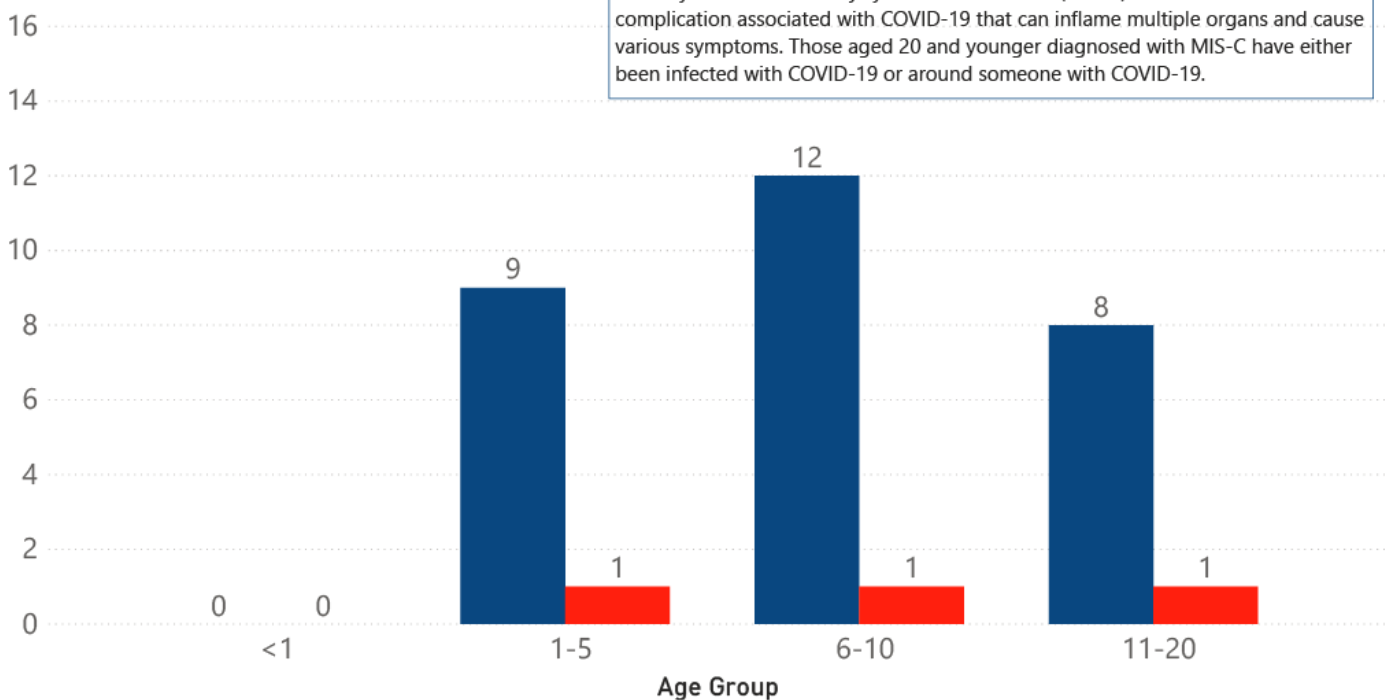
\*Based on available data as of 6pm CT

## Weekly Pediatric MIS-C Cases and Deaths

[Multisystem inflammatory syndrome in children \(MIS-C\)](#) is a rare but serious condition associated with COVID-19 that causes inflammation in many body parts, including the heart and other vital organs.

## MIS-C\* Cases and Deaths by Age Group through January 10, 2021, Mississippi

● MIS-C Cases ● MIS-C Deaths



\*Multisystem inflammatory syndrome in children (MIS-C): A rare but serious complication associated with COVID-19 that can inflame multiple organs and cause various symptoms. Those aged 20 and younger diagnosed with MIS-C have either been infected with COVID-19 or around someone with COVID-19.

## Weekly High Case and High Incidence Counties

Tracking counties with recent high numbers of COVID-19 cases, adjusted for population, provides insight on where local outbreaks are most serious, and where protective measures should be increased. For more accurate reporting, these weekly charts include sample collection dates only up to seven days in the past to allow for case investigation and delays in lab test reports.

Cases counts in these charts is based on the date of illness onset. If the date of illness is not known, the date the test sample was taken, or the date of test result reporting is used instead. Counts are adjusted as cases are investigated.

Counties are ranked by highest weekly case counts, and by weekly incidence (cases proportional to population). A separate table ranking all counties is also available. **All tables updated weekly.**

► [Full tables of counties ranked by weekly incidence and cases](#) PDF

COVID-19 High Incidence MS Counties Over 2 Week Period (December 28-January 10, 2020*)					
County	Cases (December 28-January 10)	Cases per 100,000 (December 28-January 10)	Cases to Date (through January 10)	Cases per 100,000 Total	Percent Change
UNION	579	2009.4	3289	11414.2	21%
BOLIVAR	556	1815.3	3869	12632.2	17%
WEBSTER	167	1723.6	884	9123.7	23%
SUNFLOWER	395	1573.1	2773	11043.4	17%
BENTON	126	1525.6	786	9516.9	19%
TIPPAH	334	1517.1	2273	10324.8	17%
CLAIBORNE	135	1502.0	833	9267.9	19%
MONROE	519	1472.3	3415	9687.4	18%
LOWNDES	862	1471.1	5122	8741.4	20%
JASPER	234	1428.3	1619	9882.2	17%
WARREN	634	1397.1	3282	7232.1	24%
NOXUBEE	145	1392.0	1076	10329.3	16%

\*based on available data as of 6pm CT  
 Cases based on test date. Cases without test date excluded due to ongoing investigations.  
 Table will be updated weekly. A one week lag is used for reporting.

## COVID-19 High Case MS Counties Over 2 Week Period (December 28-January 10, 2020\*)

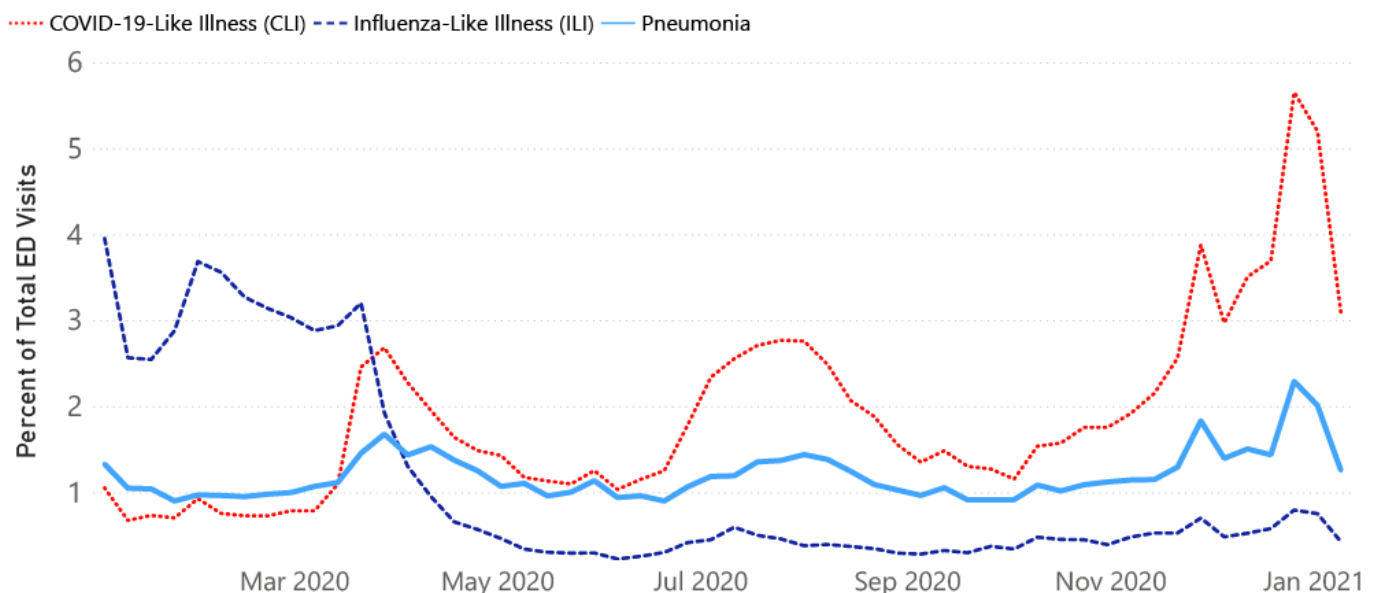
County	Cases (December 28-January 10)	Cases per 100,000 (December 28-January 10)	Cases to Date (through January 10)	Cases per 100,000 Total	Percent Change
DESOTO	2109	1140.3	16481	8911.3	15%
HARRISON	2022	971.7	12522	6017.9	19%
HINDS	1863	803.6	15579	6719.7	14%
RANKIN	1597	1028.5	10166	6547.3	19%
JACKSON	1210	842.5	9816	6834.8	14%
LEE	1066	1247.7	8525	9978.2	14%
MADISON	904	850.6	7912	7445.0	13%
JONES	901	1323.1	5985	8788.8	18%
LOWNDES	862	1471.1	5122	8741.4	20%
LAUDERDALE	721	972.7	5569	7513.0	15%
FORREST	641	855.8	5757	7686.6	13%
WARREN	634	1397.1	3282	7232.1	24%

\*based on available data as of 6pm CT  
 Cases based on test date. Cases without test date excluded due to ongoing investigations.  
 Table will be updated weekly. A one week lag is used for reporting.

## Syndromic Surveillance

Emergency department visits by those with symptoms characteristic of COVID-19, influenza and pneumonia, updated weekly.

### Percentage of Emergency Department and Clinic visits for CLI, ILI, and Pneumonia Cases Weekly Statewide Summary, January 4, 2020 - January 9, 2021



\*The graph represents syndromic surveillance data from emergency department visits, reported electronically by hospitals throughout the state, that are consistent with COVID-19-Like Illness (CLI), Influenza-Like Illness (ILI), and Pneumonia. Based on available data as of 6pm CT. Graph will be updated weekly.

## Estimated Recoveries

Presumed COVID-19 cases recovered, estimated weekly (does not include cases still under investigation).

## COVID-19 Presumed Recovered Cases through January 17, 2021, Mississippi

**207,769**  
Presumed Recovered\*

\*Reflects Provisional Estimates. Presumed Recovered if:

- 1) It has been 14 days or more since the case tested positive, if they were not hospitalized
- 2) It has been 21 days or more since the case tested positive, if they were hospitalized or hospitalization was unknown.

All deaths excluded. Presumed recovered counts will be updated weekly.

## U.S. and World Cases

- ▶ [COVID-19 cases in the United States \(CDC\)](#)
- ▶ [U.S. COVID-19 Tracker \(CDC\)](#)
- ▶ [COVID-19 Global Case Map \(Johns Hopkins University\)](#)

## COVID-19 Testing

### Statewide Combined Testing as of January 16

COVID-19 testing providers around the state include commercial laboratories as well as hospital labs. Combined with testing done by the MSDH Public Health Laboratory, the figures provide a complete picture of all Mississippi testing. (Updated weekly)

**PCR** testing detects current, active COVID-19 infection in an individual.

**Antibody** (serology) testing identifies individuals with past COVID-19 infection based on antibodies they develop one to three weeks after infection.

**Antigen** testing is another way to identify current COVID-19 infection.

	Total tests	PCR	Antibody	Antigen
MSDH Public Health Laboratory	155,956	154,713	1,243	0
Other testing providers	1,900,445	1,265,883	67,537	567,025

Total tests for COVID-19 statewide	<b>2,056,401</b>	<b>1,420,596</b>	<b>68,780</b>	<b>567,025</b>
------------------------------------	------------------	------------------	---------------	----------------

## MSDH Individuals Tested as of January 17

MSDH Public Health Laboratory (MPHL) testing totals as of 3 p.m. These totals are for tests performed at the MPHL only.

- Total individuals tested by the MPHL: **103,392**
- Total positive individuals from MPHL tests: **12,575**

▶ [Getting tested for COVID-19](#)

## Prevention and Guidance for Individuals and the Community

▶ [Preventive steps to take, recommendations, guidance and general information on COVID-19](#)

Get COVID-19 e-mail updates daily with our free newsletter:



Last reviewed on Mar 5,

2020

[error on this](#)

[email page](#)

[print](#)

### *Related resources*

- ▶ [IT IS REAL: COVID-19 as Told by Survivors](#)
- ▶ [Free COVID-19 Testing and Local Testing Providers](#)
- ▶ [COVID-19 Guidance and Prevention for Individuals and the Community](#)  
Updated December 22, 2020

### *More topics*

- ▶ [\[ Espanol, Tieng Viet, ASL \]](#)
- ▶ [County Data](#)
- ▶ [Diagnostic Testing EUA](#)
- ▶ [Handouts and Posters](#)
- ▶ [Healthcare Professionals](#)
- ▶ [Interactive Maps and Charts](#)
- ▶ [Prevention and Safety Guidance](#)
- ▶ [School Cases and Outbreaks](#)
- ▶ [Statewide COVID-19 Data](#)
- ▶ [Testing for COVID-19](#)
- ▶ [Vaccination Against COVID-19](#)

# COVID-19 Vaccinations

Latest information

Questions and answers

Mississippi Vaccination Report

Mississippians 65 and older, or with chronic health conditions  
now qualify for vaccination.

[FULL INFORMATION](#)

## **AGENCY**

[About Us](#)

[Administration](#)

[Board of Health](#)

[County Offices](#)

[Institutional Review](#)

[Jobs](#)

[Locations](#)

[Public Health Laboratory](#)

[RFPs/Grants](#)

[More »](#)

---

[Intranet](#)

[OHIT+ER Service Center](#)

[Webmail](#)

## **INFORMATION**

[Apps](#)

[Calendar of Events](#)

[Contact Us](#)

[Meetings](#)

[Health Resources](#)

[Hotlines](#)

[Locations](#)

[News](#)

[Newsletter](#)

[Phone Numbers](#)

[Español](#)

## **I NEED A ...**

[Birth Certificate](#)

[Certificate of Need](#)

[Children's Health Insurance](#)

[Complaint Form](#)

Criminal History Check  
Death Certificate  
Divorce Record  
Food Permit  
Immunization Record  
J-1 Visa  
License Verification  
Marriage Record  
Professional License  
Public Records Request  
Wastewater Application

#### **PUBLICATIONS**

Annual Report  
CON Weekly Reports  
Health Facilities Directory  
Mississippi Morbidity Reports  
Public Health Report  
State Health Plan  
Strategic Plan  
*More »*

Mississippi State Department of Health • 570 East Woodrow Wilson Dr • Jackson, MS 39216 • 866-HLTHY4U • Contact and information

