



Coronavirus Disease 2019 (COVID-19)

Updated January 24, 2021

Mississippi COVID-19 Hotline (7 days a week, 7 a.m.–7 p.m.): **877-978-6453**

General Information

- ▶ [COVID-19 vaccinations and Mississippi vaccination summary](#)
- ▶ [Counties with mask mandates and gathering restrictions](#)
- ▶ [COVID-19 overview, questions and answers, and other resources](#)
- ▶ [COVID-19 and You: Video Q & A with State Health Officer Dr. Thomas Dobbs](#)
- ▶ [ASL, Spanish and Vietnamese materials](#)

Healthcare Professionals

Guidance and more →

- ▶ [Healthcare guidance](#)
- ▶ [Electronic reporting](#)
- ▶ [Vaccine providers](#)
- ▶ [Specimens](#)
- ▶ [Lab dropoff](#)
- ▶ [Facilities guidance](#)

[ALL HEALTHCARE](#)

Current Cases and Statistics

County and state data →

- ▶ [Today's update](#)
- ▶ [State data and reports](#)
- ▶ [County data](#)
- ▶ [Charts and maps](#)
- ▶ [Hospitalizations](#)
- ▶ [Lab testing](#)
- ▶ [Recoveries](#)

[ALL STATISTICS](#)

Prevention, Testing and Guidance

Personal and community →

- ▶ [Getting tested](#)
- ▶ [Personal protection](#)
- ▶ [Gatherings and events](#)
- ▶ [Business and community](#)
- ▶ [School guidelines](#)
- ▶ [State agencies](#)
- ▶ [Vaccinations](#)

[ALL GUIDANCE](#)

Home isolation is mandatory if you have tested positive for COVID-19 by [order of the State Health Officer](#). (If you are awaiting results of routine testing *not* related to exposure, you may [return to work](#) and follow the safety guidance of your employer.)

Quarantine is mandatory for household members of someone who has COVID-19. Home quarantine permits working under certain circumstances.

[More about isolation and quarantine »](#)

New Cases and Deaths as of January 23

NEW CASES

1,196

New COVID-19 positive test results reported to MSDH as of 6 p.m. yesterday.

TOTAL MISSISSIPPI CASES

264,219

[▶ Totals by county](#)

NEW DEATHS

21

New COVID-19 related deaths reported to MSDH as of 6 p.m. yesterday. Three deaths occurred between January 21 and January 23, 2021 in the counties below.

County	Total
Hinds	1
Simpson	1
Yalobusha	1

18 COVID-19 related deaths occurred between January 8 and January 19, 2021, identified from death certificate reports.

County	Total
Attala	1
Coahoma	1
Hinds	1
Jefferson Davis	1
Jones	4
Lee	1
Madison	1
Monroe	2
Pearl River	1
Pontotoc	2
Prentiss	1
Rankin	1
Union	1

TOTAL MISSISSIPPI DEATHS

5,772

NOTE: One death previously reported in Hinds County was in error, and has been removed.

▶ [Totals by county](#)

LTC OUTBREAKS

198

Current outbreaks in long-term care (LTC) facilities only. (See [LTC facility outbreak definition](#).)

▶ [Cases by county](#)

About our case counts: We currently update our case totals each day based on test results from the previous day. Outside laboratories also report positive test results to us, which are included in our totals. Multiple positive tests for the same individual are counted only once. County case numbers and deaths may change as investigation finds new or additional information.

Statewide COVID-19 Data and Reports

- ▶ [K-12 School Reports](#)
Weekly COVID-19 cases, outbreaks and exposure reported by Mississippi schools
- ▶ [Long-Term Care Facility and Residential Care Facility COVID-19 Reports](#)
Data reported directly to MSDH by the facility; cases and deaths in these reports may not yet be included in our totals of lab-reported cases.
- ▶ [Ongoing Outbreaks in Nursing Homes](#)
A wide variety of data from the Centers for Medicare and Medicaid (CMS)
- ▶ [Deaths from COVID-19 and Other Causes](#) PDF
Provisional counts by week of deaths from COVID-19, pneumonia/influenza, and heart disease
- ▶ [Laboratory Testing](#)
Number and type of COVID-19 tests performed
- ▶ [Mississippi COVID-19 Vaccination Report](#) PDF
Vaccinations distributed and administered as reported to MSDH by vaccination providers
- ▶ [Statewide data charts](#)

County COVID-19 Data

Race and Ethnicity

- ▶ [Total COVID-19 cases and deaths by county, race and ethnicity](#) PDF
Current and past data tables, updated daily

Data Snapshots for Individual Counties

- ▶ [Weekly COVID-19 snapshots for each Mississippi county](#)

High Cases and Incidence

- ▶ [Map of Mississippi counties by 7-day incidence](#)
- ▶ [Table of counties ranked by weekly cases and incidence](#)

Cumulative Cases and Deaths by County

Totals of all reported COVID-19 cases, including those in long-term care (LTC) facilities.

The numbers in this table are provisional. County case numbers and deaths may change as investigation finds new or additional information. The data provided below is the most current available.

Long-term care cases and death totals will resume on Monday.

County	Total Cases	Total Deaths
Adams	2151	71
Alcorn	2731	54
Amite	1021	26
Attala	1970	64
Benton	858	23
Bolivar	4126	109
Calhoun	1413	22
Carroll	1068	22
Chickasaw	1893	44
Choctaw	637	13
Claiborne	888	25
Clarke	1481	62
Clay	1668	37
Coahoma	2497	55
Copiah	2497	49
Covington	2210	73
De Soto	17741	191
Forrest	6208	124
Franklin	706	17
George	2047	39
Greene	1137	29
Grenada	2239	72
Hancock	2942	62
Harrison	14279	204
Total	264,219	5,772

County	Total Cases	Total Deaths
Hinds	16891	332 *
Holmes	1720	68
Humphreys	847	24
Issaquena	160	6
Itawamba	2693	63
Jackson	10917	190
Jasper	1811	38
Jefferson	568	21
Jefferson Davis	884	30
Jones	6731	118
Kemper	809	20
Lafayette	5205	98
Lamar	5058	65
Lauderdale	6121	192
Lawrence	1068	17
Leake	2381	67
Lee	9071	145
Leflore	3118	109
Lincoln	3067	88
Lowndes	5544	120
Madison	8599	169
Marion	2242	73
Marshall	3571	70
Monroe	3686	110
Montgomery	1120	36
Neshoba	3490	154
Newton	1999	46
Noxubee	1130	26
Oktibbeha	4083	82
Panola	3869	81
Pearl River	3495	106
Perry	1051	31
Pike	2701	81
Total	264,219	5,772

County	Total Cases	Total Deaths
--------	-------------	--------------

Pontotoc	3774	60
Prentiss	2537	54
Quitman	713	9
Rankin	11239	220
Scott	2600	48
Sharkey	452	17
Simpson	2428	72
Smith	1300	26
Stone	1525	25
Sunflower	2919	75
Tallahatchie	1572	35
Tate	2806	62
Tippah	2497	50
Tishomingo	1949	61
Tunica	890	21
Union	3568	64
Walthall	1145	37
Warren	3685	103
Washington	4933	125
Wayne	2137	34
Webster	968	24
Wilkinson	598	25
Winston	2076	71
Yalobusha	1233	35
Yazoo	2567	56
Total	264,219	5,772

* **Note:** One death previously reported in Hinds County was in error, and has been removed.

Case Classifications

Mississippi investigates and reports both probable and confirmed cases and deaths according to the [CSTE case definition](#).

	Confirmed	Probable	Total
Cases	168,651	95,568	264,219
Deaths	4,268	1,504	5,772

Confirmed cases and deaths are generally determined by positive PCR tests, which detect the presence of ongoing coronavirus infection.

Probable cases are those who test positive by other testing methods such as antibody or antigen, and have recent symptoms consistent with COVID-19, indicating a recent infection.

Probable deaths are those individuals with a designation of COVID-19 as a cause of death on the death certificate, but where no confirmatory testing was performed.

Mississippi COVID-19 Data Charts and Maps

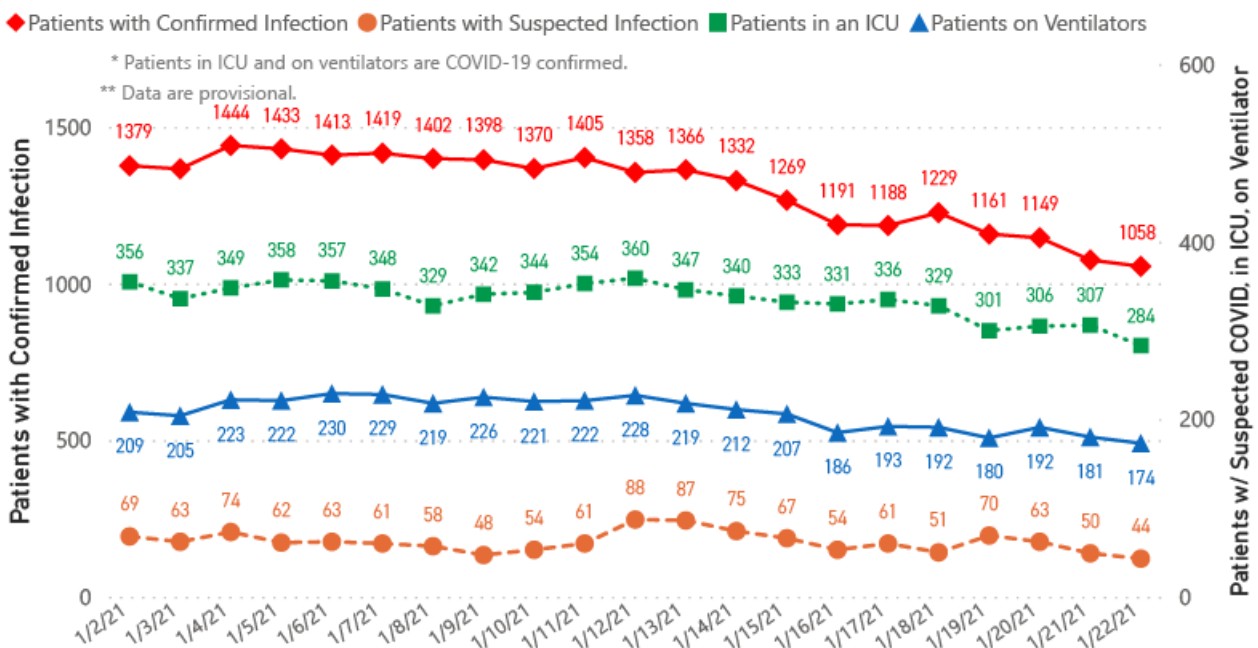
Detailed charts of COVID-19 cases, deaths and hospitalizations will resume on Monday.

All data reports below are updated as they become available.

Hospitalizations and Bed Availability

[View interactive hospitalization charts](#)

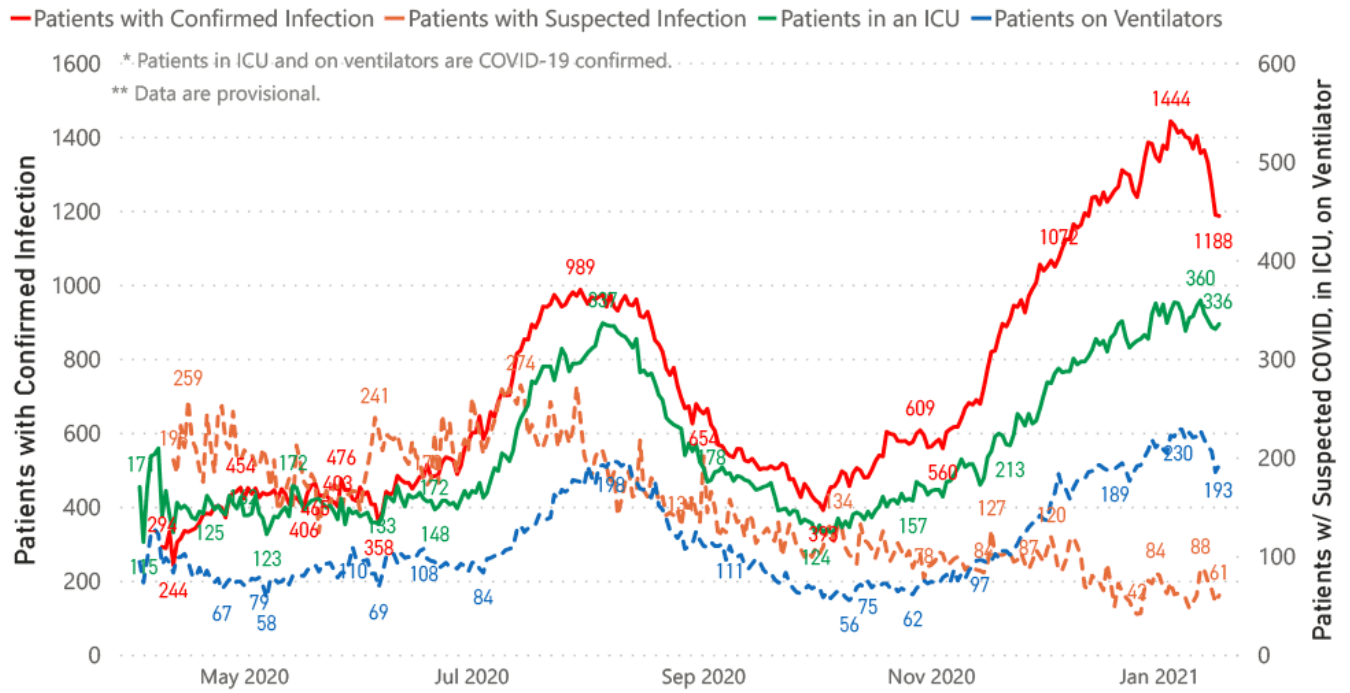
COVID-19 Hospitalizations Reported by MS Hospitals, 1/2/21 - 1/22/21 ^{*,**}



Hospitalization and ICU Use to Date

Updated weekly

COVID-19 Hospitalizations Trends, Reported by MS Hospitals as of 1/17/21 **, **



Daily Case Maps

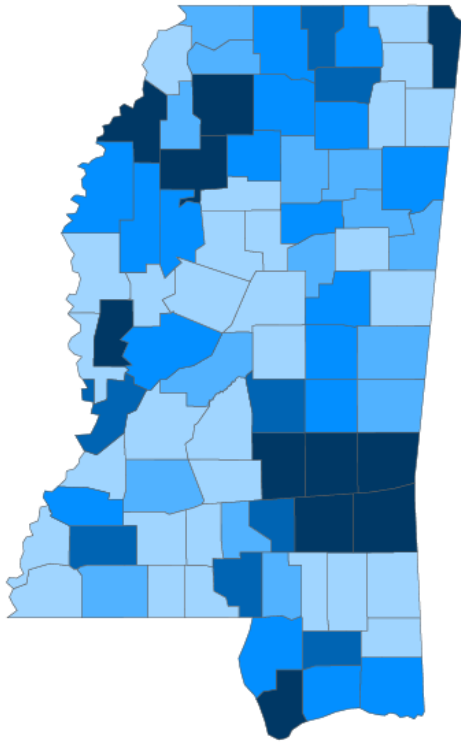
▶ [View all interactive maps](#)

Recent COVID-19 Activity

The chart below shows counties according to COVID-19 incidence (cases by population) over the last 7 days.

▶ [See also: Weekly county incidence tables](#)

Mississippi COVID-19 Cases Incidence Rate * as of January 22, 2021



● <50.0 ● 50.0 to 60.0 ● 60.0 to 70.0 ● 70.0 to 80.0 ● >80.0

* Based on average daily new cases of past 7 days per 100,000 population.

7 Day Average
New Cases

1,736.3

7 Day Average
Incidence Rate *

59.7

Cumulative Cases

263,023

2019 Estimated Population

2,976,149

County	Incidence Rate	New Cases (7-Day Avg)	2019 Est. Population	Mask Mandate Status	Mask Mandate Started	Mask Mandate Ended
Tallahatchie	175.9	24.3	13,809	None		
Coahoma	125.9	27.9	22,124	None		
Jasper	102.9	16.9	16,383	None		
Wayne	98.4	19.9	20,183	None		
Hancock	94.2	44.9	47,632	None		
Jones	93.6	63.7	68,098	Active	11/24/20	
Clarke	90.1	14.0	15,541	None		
Sharkey	89.3	3.9	4,321	None		
Tishomingo	88.4	17.1	19,383	Active	11/24/20	
Smith	88.0	14.0	15,916	None		

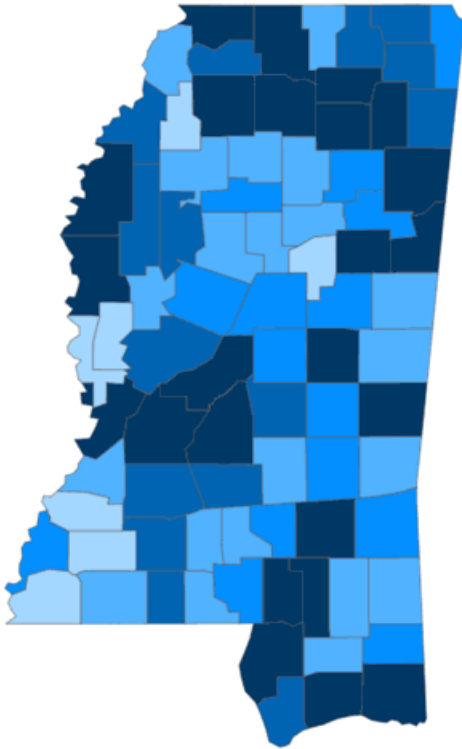
Cumulative COVID-19 Cases

Total cases and deaths by county since the start of the pandemic.

▶ [See also: Weekly estimate of recoveries](#)

Mississippi COVID-19
Cases and Deaths by Race with Ethnicity
as of 6 pm CT, January 22, 2021

Total Cases
263,023



	American Indian or Alaska Native	Asian	Black	White	Other	Unknown
Non Hispanic	1,052	883	70,723	98,373	2,598	2,070
Hispanic	49	31	327	1,729	3,028	605
Unknown Ethnicity	936	309	16,590	24,823	6,705	32,192

Total Deaths
5,752

	American Indian or Alaska Native	Asian	Black	White	Other	Unknown
Non Hispanic	78	10	2,003	2,578	33	12
Hispanic	1	0	7	28	16	2
Unknown Ethnicity	23	7	300	468	48	138

● 1 to 800 ● 801 to 1600 ● 1601 to 2400 ● 2401 to 3200 ● >3200

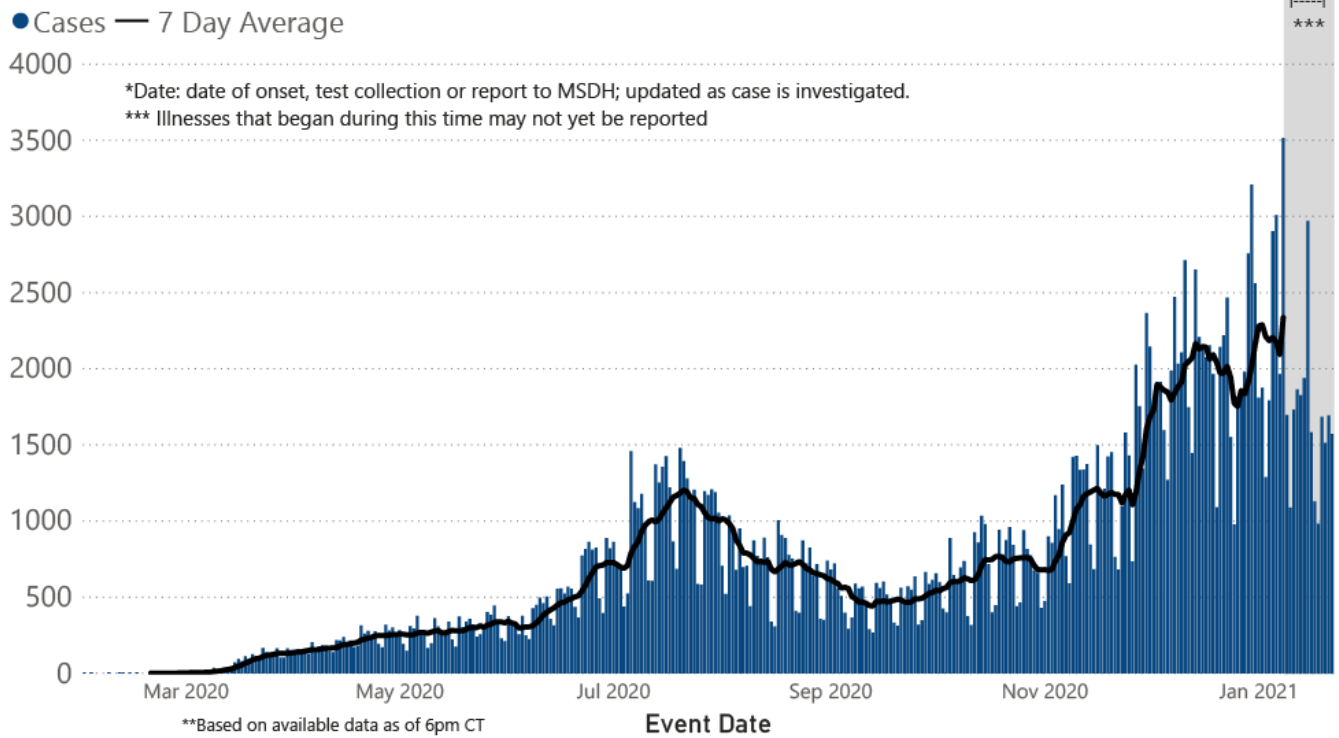
Daily Statewide Data Charts

Our state case map and other data charts are also available in interactive form.

▶ [View interactive epidemiological and surveillance charts](#)

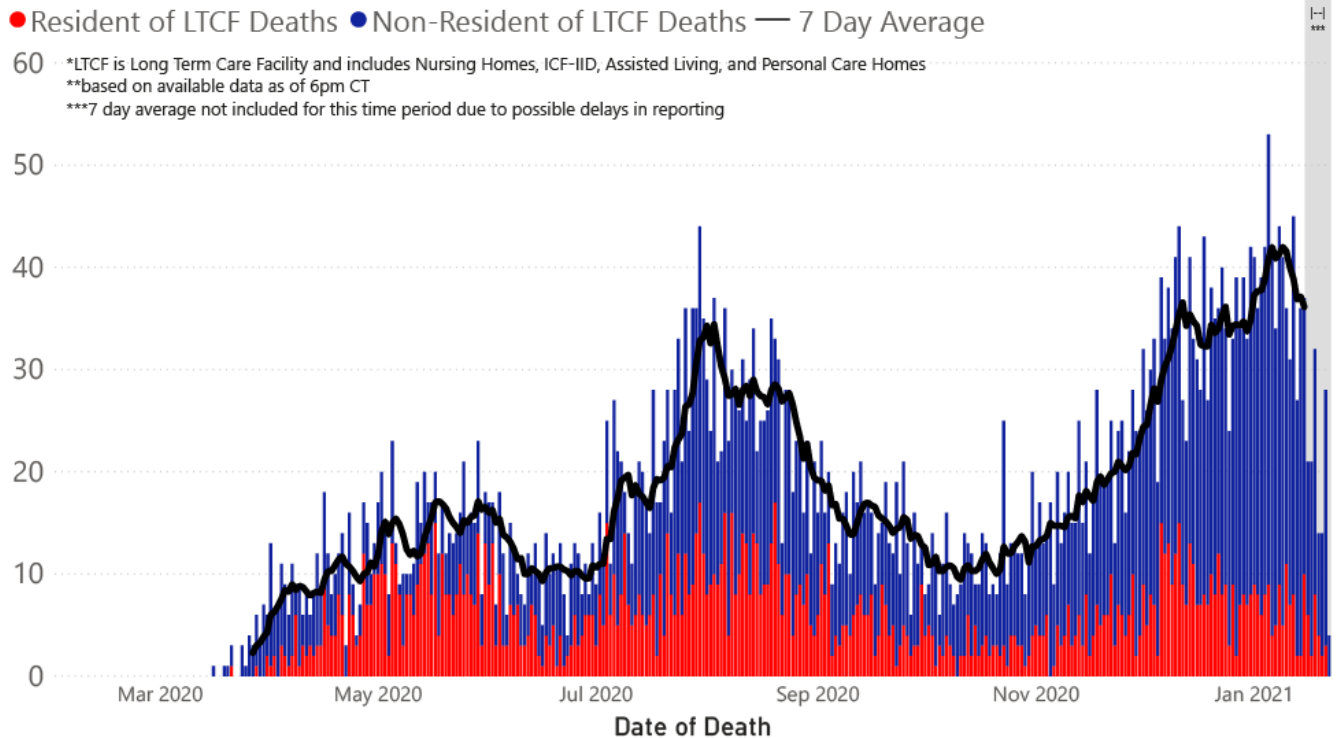
The charts below are based on available data at the time of publication. Charts do **not** include cases where insufficient details of the case are known.

COVID-19 Cases by Date* through January 22, 2021**, Mississippi



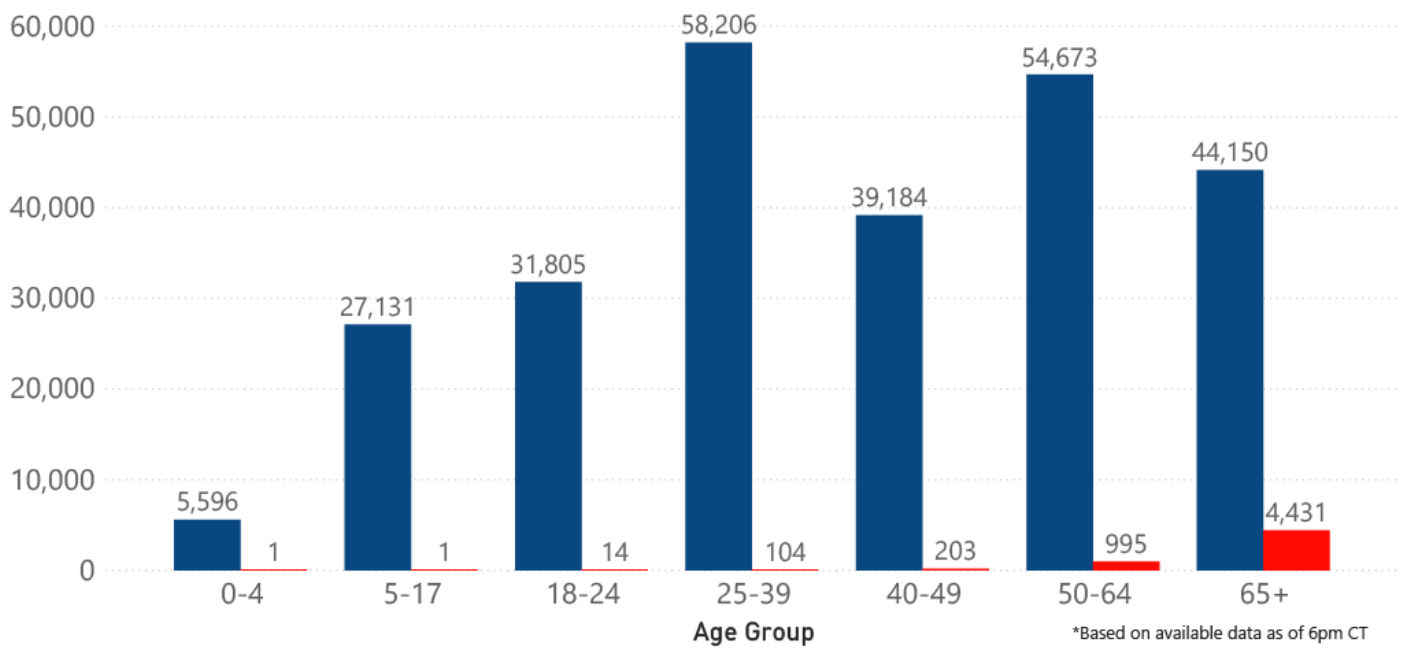
Note: Values up to two weeks in the past on the chart of Cases by Date above can change as we update it with new information from disease investigation.

COVID-19 LTCF* and Non-LTCF Deaths by Date of Death through January 22, 2021**, Mississippi



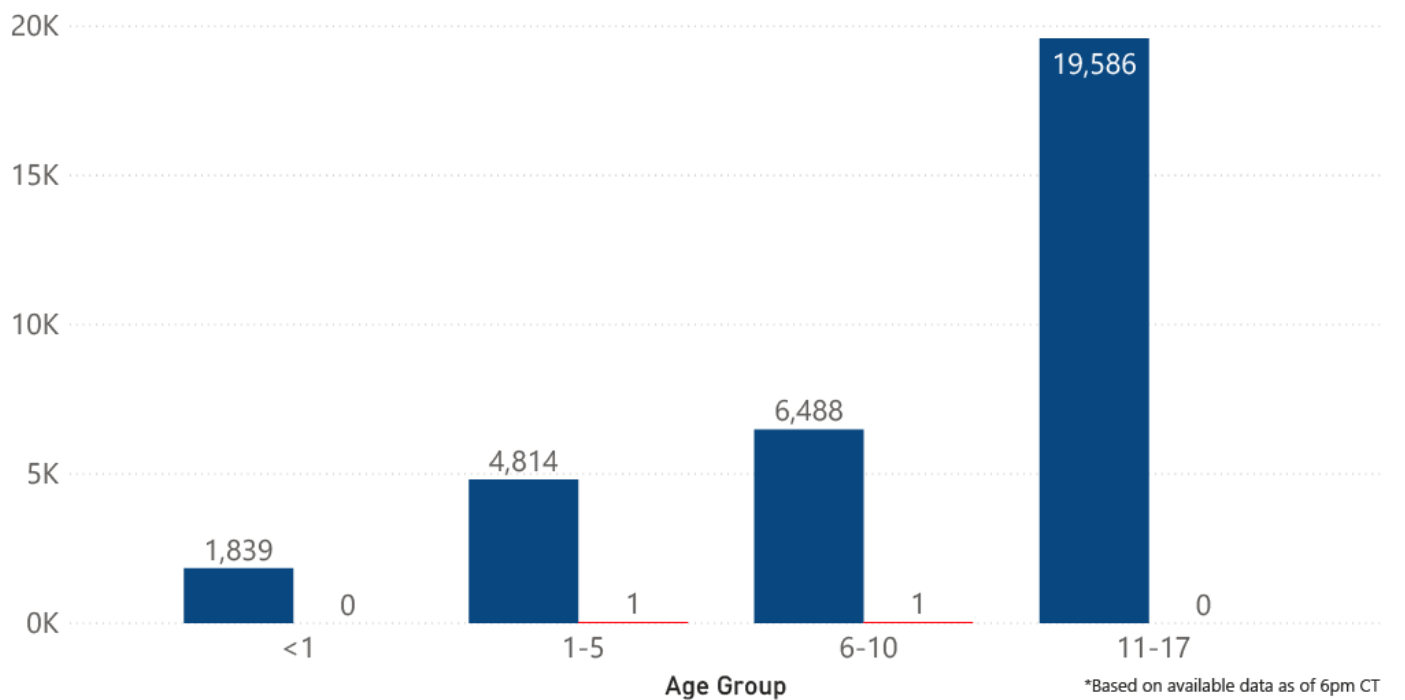
COVID-19 Cases and Deaths by Age Group through January 22, 2021*, Mississippi

● Cases ● Deaths

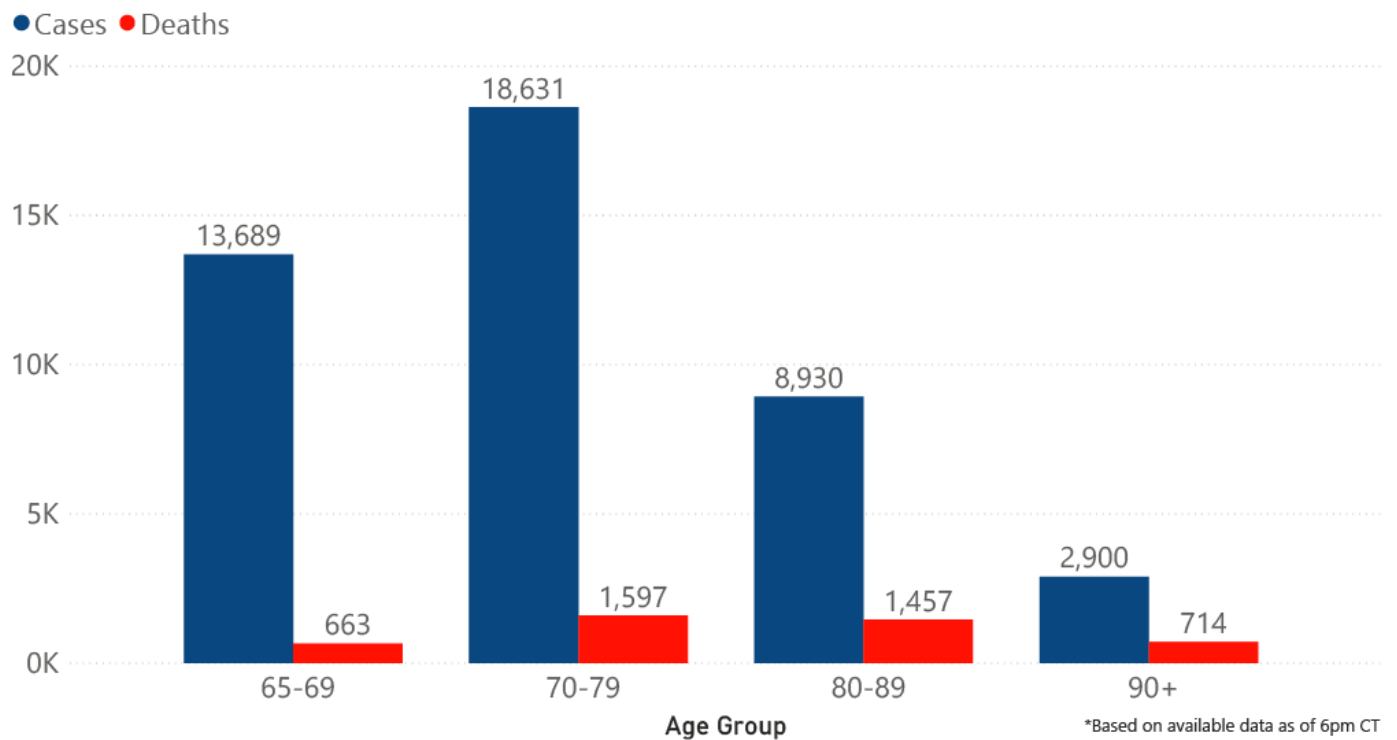


COVID-19 Pediatric Cases and Deaths by Age Group through January 22, 2021*, Mississippi

● Cases ● Deaths



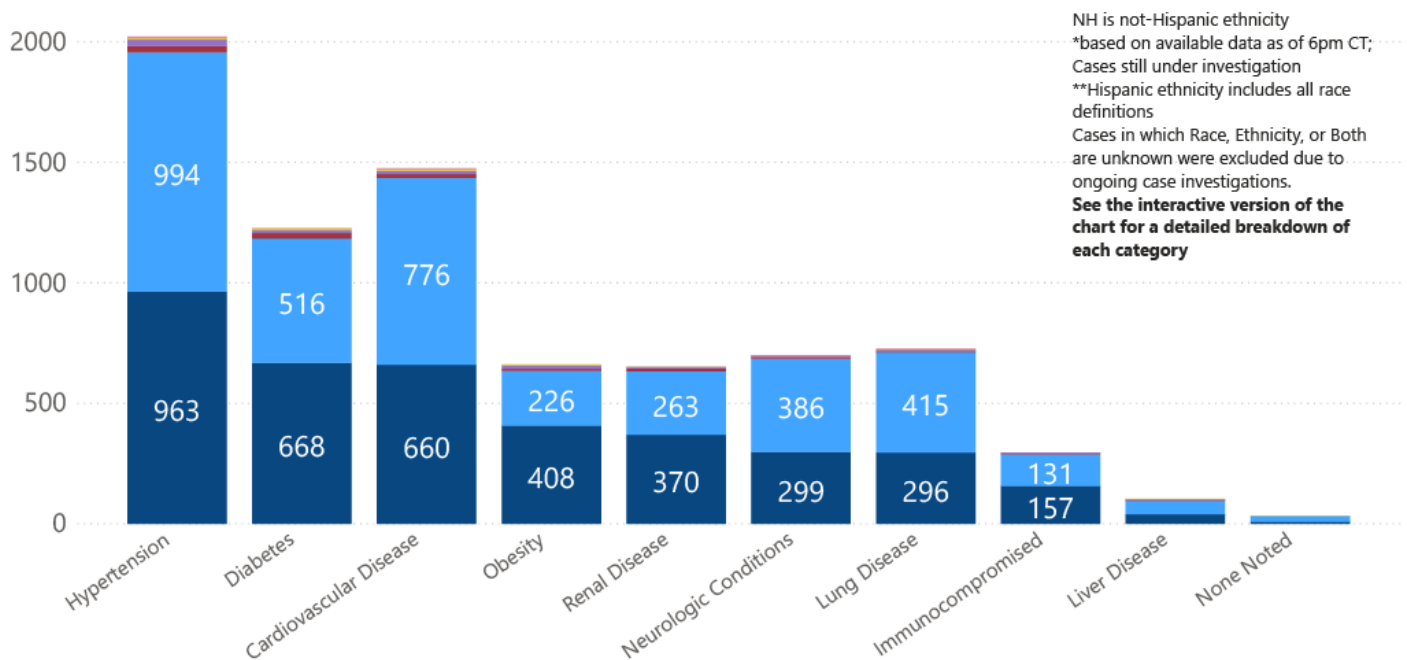
COVID-19 Geriatric Cases and Deaths by Age Group through January 22, 2021*, Mississippi



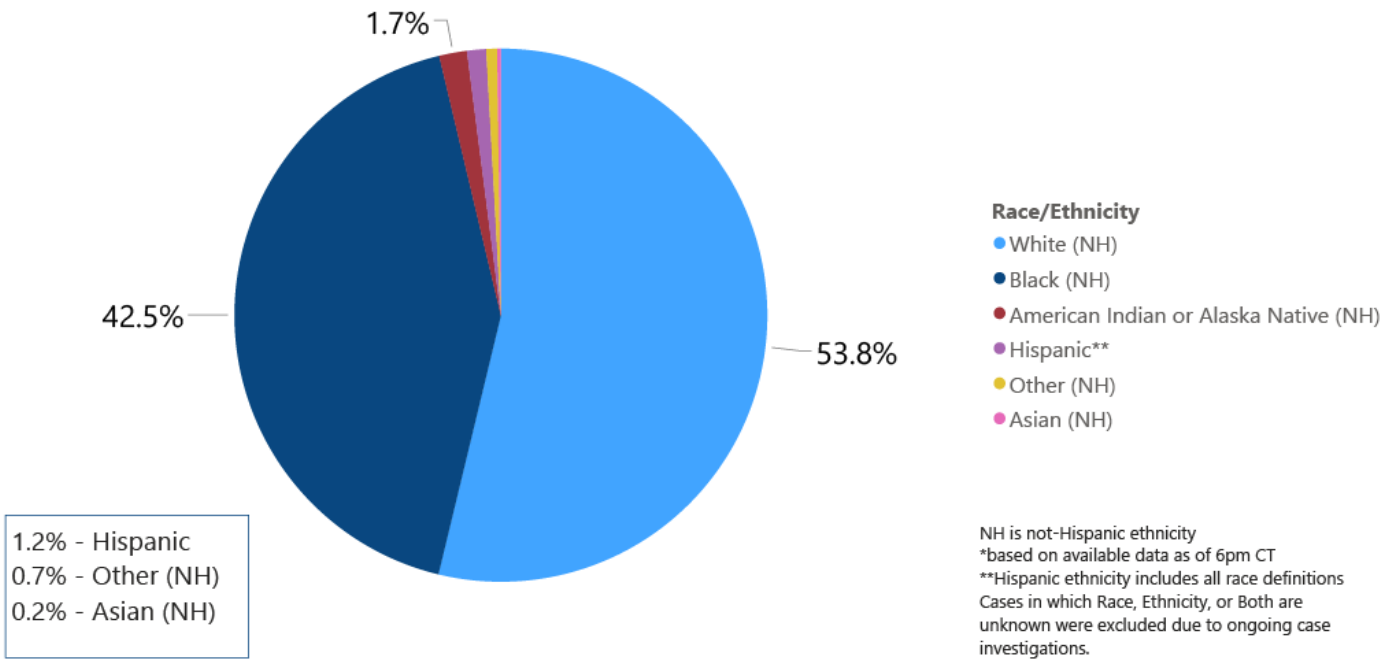
Weekly Statewide Data Summaries

COVID-19 Underlying Conditions in Deaths by Race/Ethnicity through January 17, 2021*, Mississippi

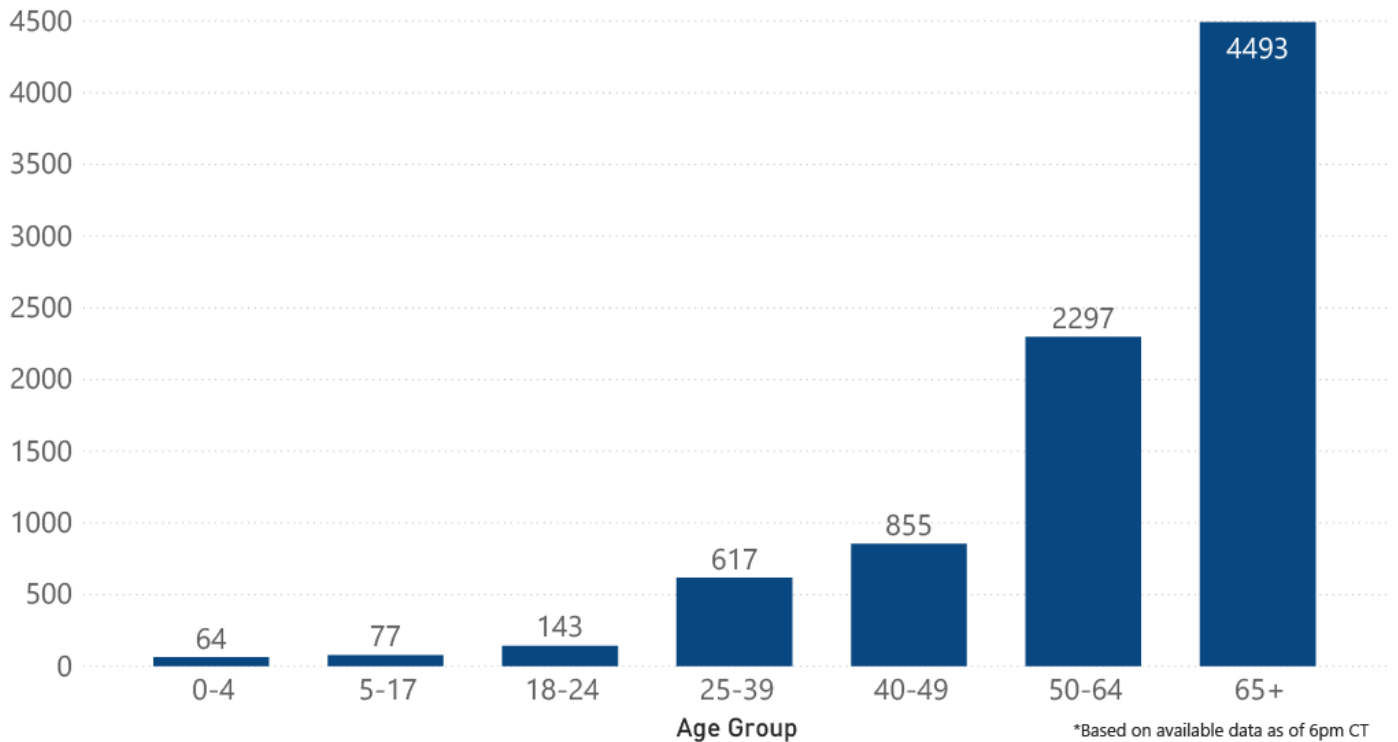
Race/Ethnicity ● Black (NH) ● White (NH) ● American Indian or Alaska Native (NH) ● Hispanic** ● Other (NH) ● Asian (NH)



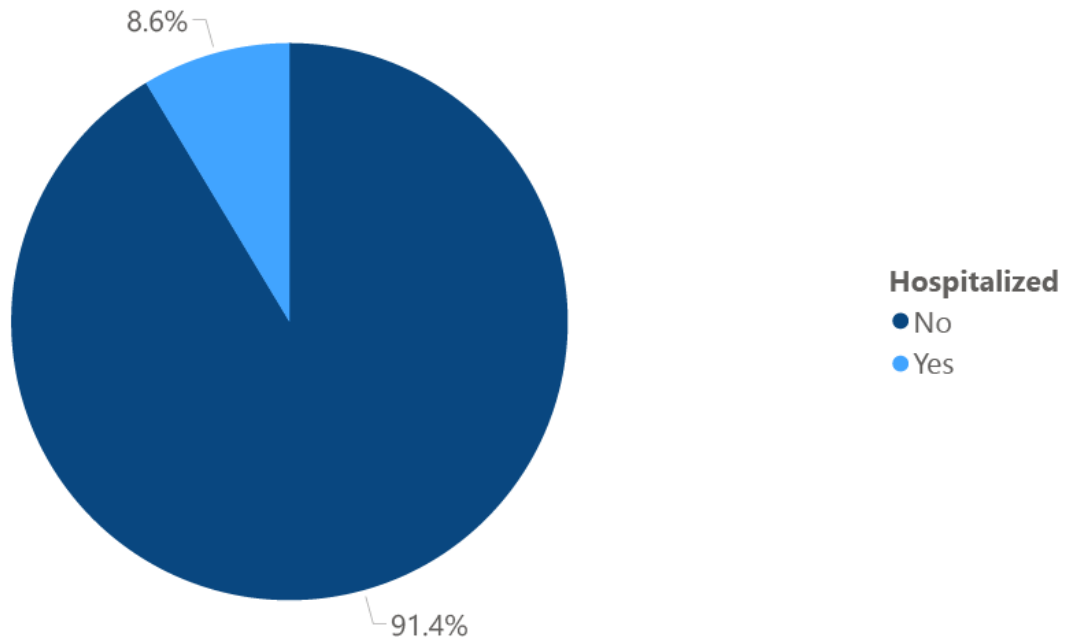
COVID-19 Deaths by Race/Ethnicity through January 17, 2021*, Mississippi



COVID-19 Hospitalized Cases by Age through January 17, 2021*, Mississippi

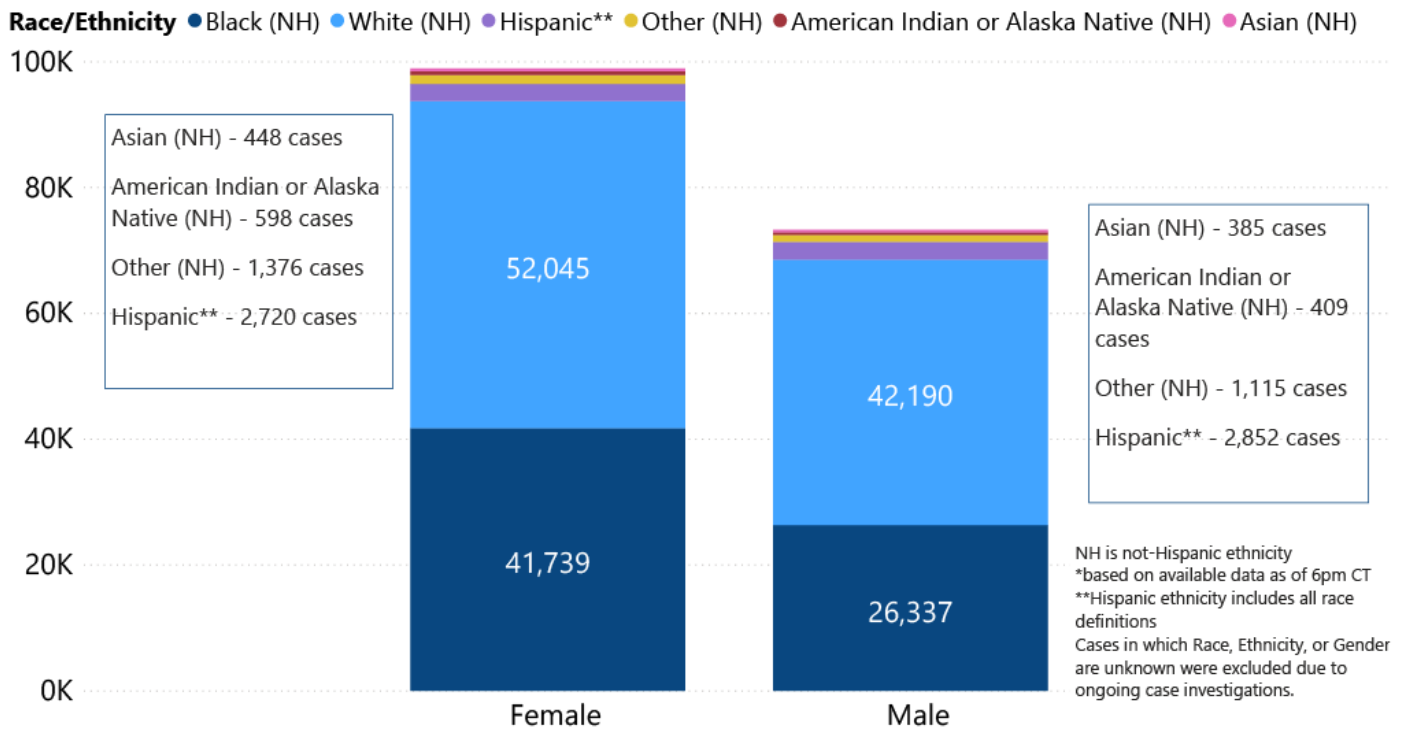


COVID-19 Cumulative Hospitalizations-Invstigated Cases January 17, 2021 *



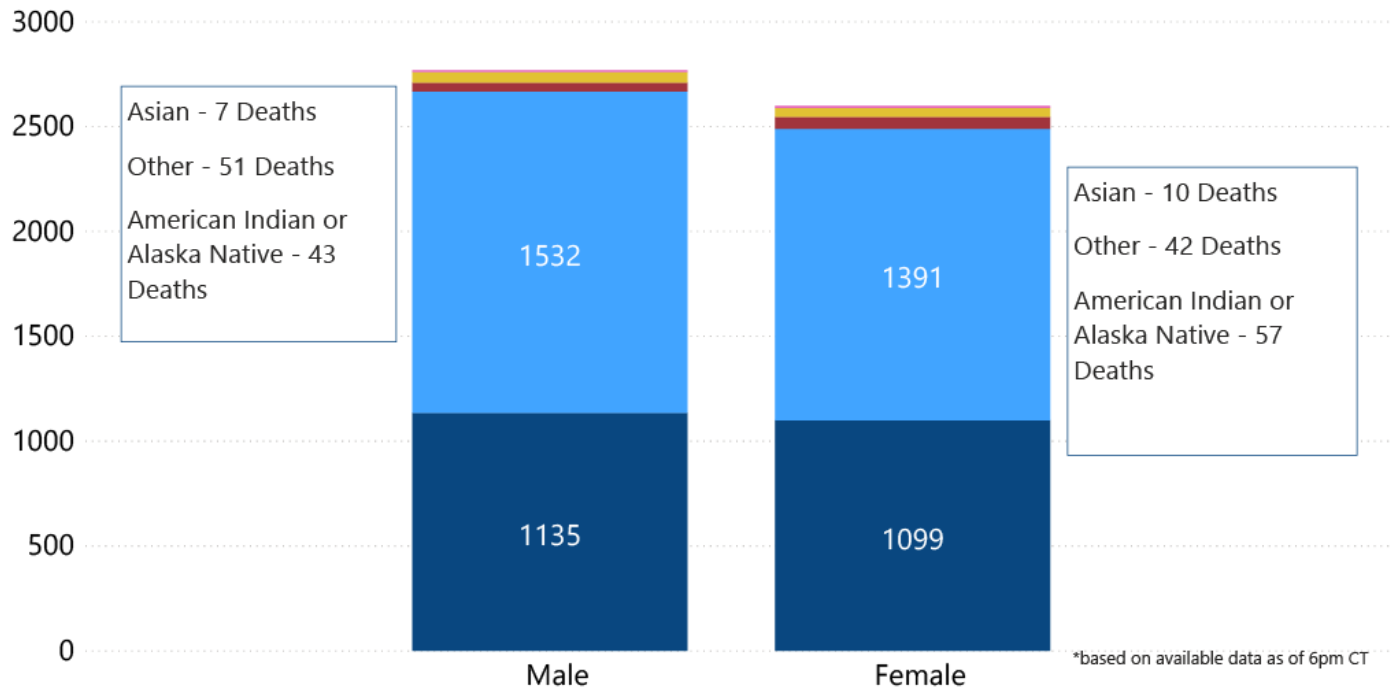
* Cases in which hospitalization is unknown were excluded due to ongoing case investigations; based on available data as of 6 pm CT

COVID-19 Cases by Race/Ethnicity and Gender through January 17, 2021*, Mississippi

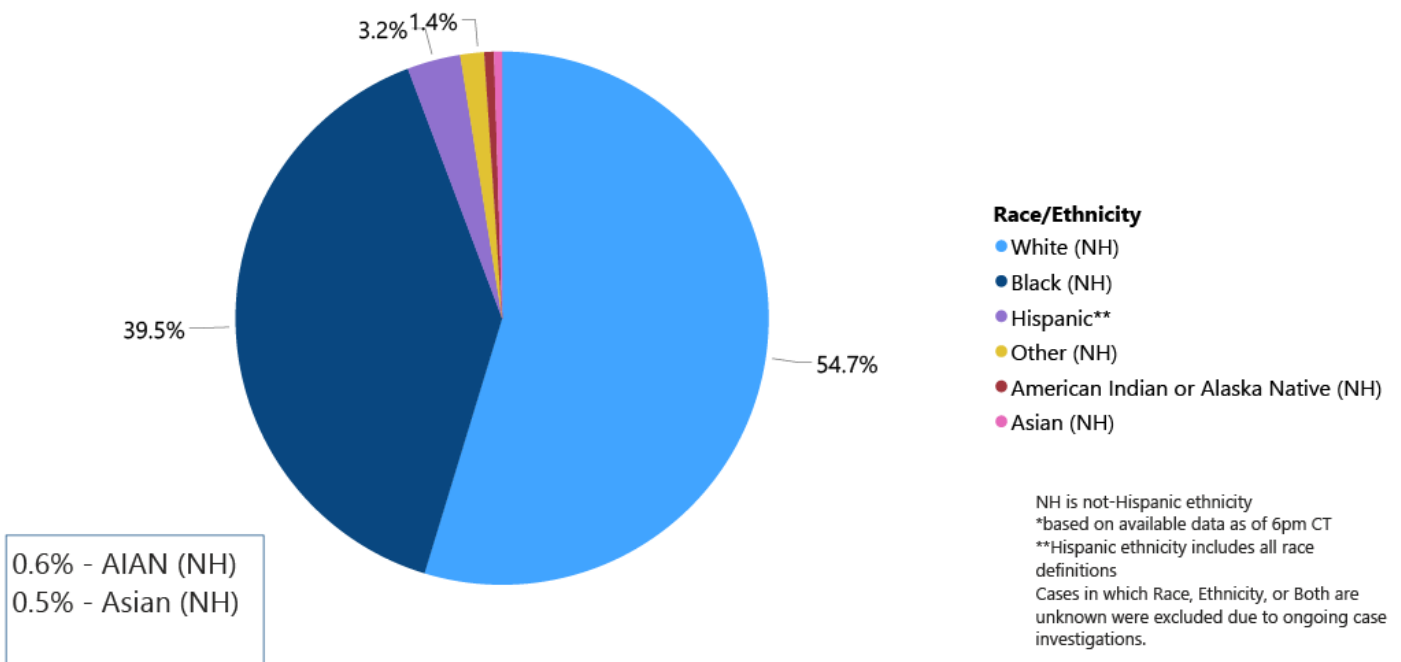


COVID-19 Deaths by Race and Gender through January 17, 2021*, Mississippi

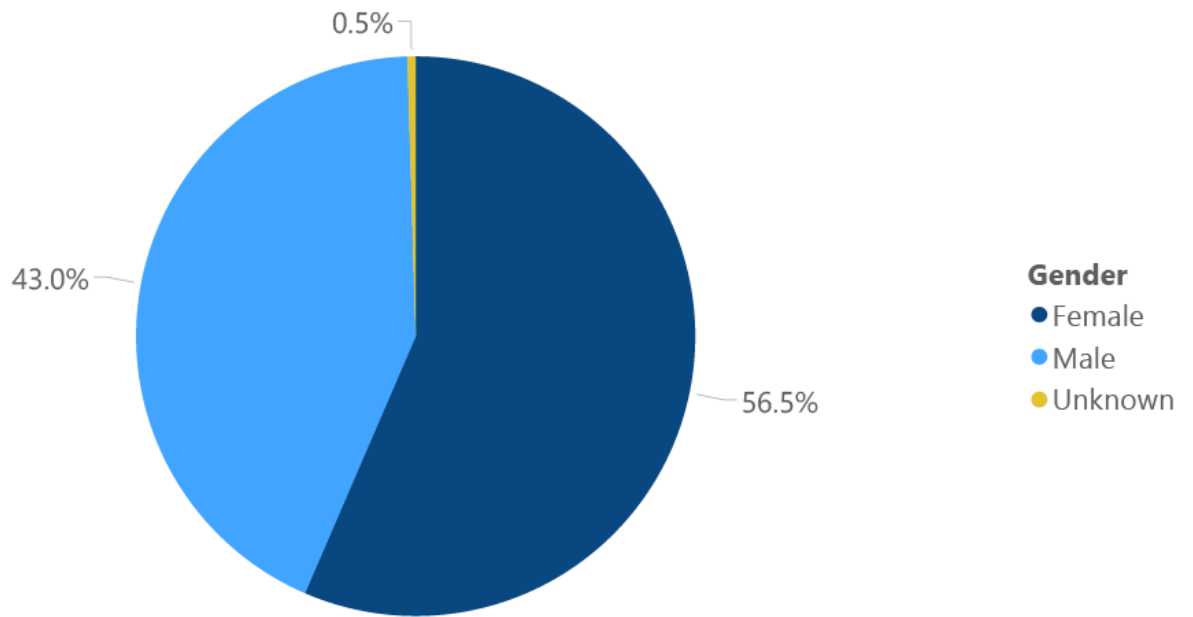
Race ● Black ● White ● American Indian or Alaska Native ● Other ● Asian



COVID-19 Cases by Race/Ethnicity through January 17, 2021*, Mississippi



COVID-19 Cases by Gender through January 17, 2021*, Mississippi



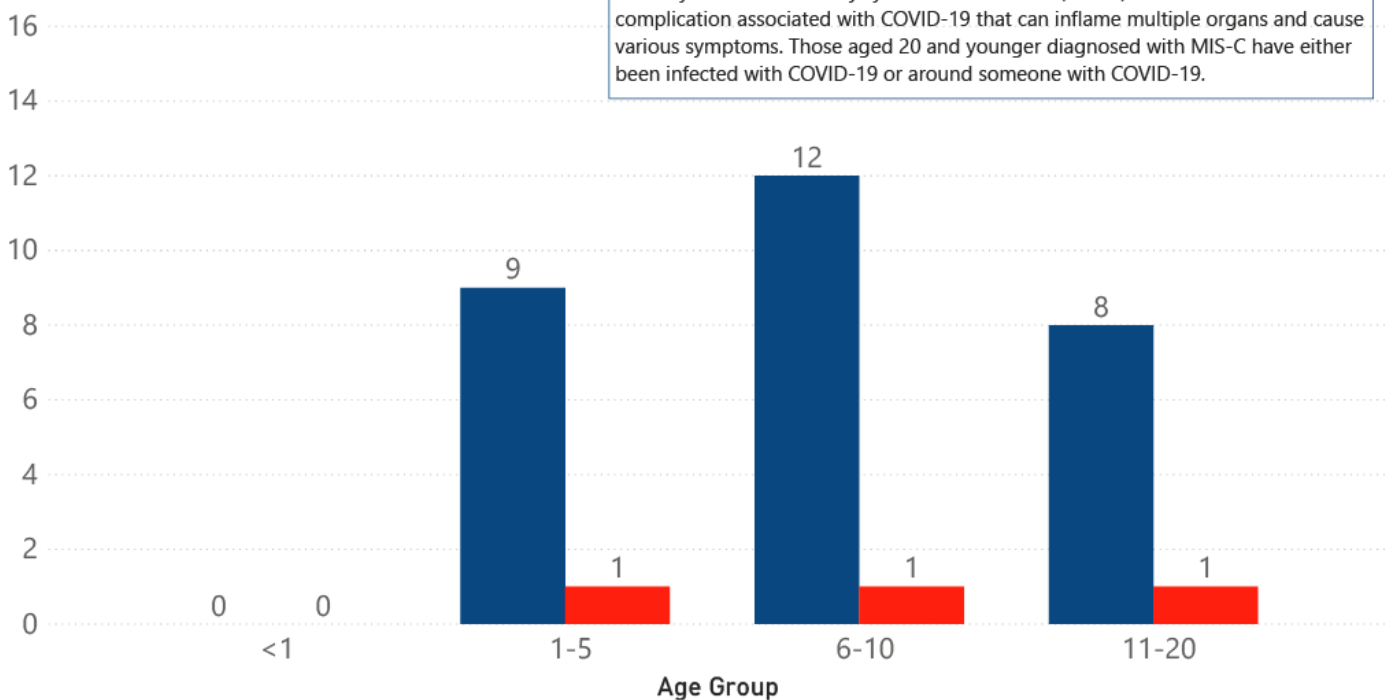
*Based on available data as of 6pm CT

Weekly Pediatric MIS-C Cases and Deaths

[Multisystem inflammatory syndrome in children \(MIS-C\)](#) is a rare but serious condition associated with COVID-19 that causes inflammation in many body parts, including the heart and other vital organs.

MIS-C* Cases and Deaths by Age Group through January 17, 2021, Mississippi

● MIS-C Cases ● MIS-C Deaths



*Multisystem inflammatory syndrome in children (MIS-C): A rare but serious complication associated with COVID-19 that can inflame multiple organs and cause various symptoms. Those aged 20 and younger diagnosed with MIS-C have either been infected with COVID-19 or around someone with COVID-19.

Weekly High Case and High Incidence Counties

Tracking counties with recent high numbers of COVID-19 cases, adjusted for population, provides insight on where local outbreaks are most serious, and where protective measures should be increased. For more accurate reporting, these weekly charts include sample collection dates only up to seven days in the past to allow for case investigation and delays in lab test reports.

Cases counts in these charts is based on the date of illness onset. If the date of illness is not known, the date the test sample was taken, or the date of test result reporting is used instead. Counts are adjusted as cases are investigated.

Counties are ranked by highest weekly case counts, and by weekly incidence (cases proportional to population). A separate table ranking all counties is also available. **All tables updated weekly.**

► [Full tables of counties ranked by weekly incidence and cases](#) PDF

COVID-19 High Incidence MS Counties Over 2 Week Period (December 28-January 10, 2020*)					
County	Cases (December 28-January 10)	Cases per 100,000 (December 28-January 10)	Cases to Date (through January 10)	Cases per 100,000 Total	Percent Change
UNION	579	2009.4	3289	11414.2	21%
BOLIVAR	556	1815.3	3869	12632.2	17%
WEBSTER	167	1723.6	884	9123.7	23%
SUNFLOWER	395	1573.1	2773	11043.4	17%
BENTON	126	1525.6	786	9516.9	19%
TIPPAH	334	1517.1	2273	10324.8	17%
CLAIBORNE	135	1502.0	833	9267.9	19%
MONROE	519	1472.3	3415	9687.4	18%
LOWNDES	862	1471.1	5122	8741.4	20%
JASPER	234	1428.3	1619	9882.2	17%
WARREN	634	1397.1	3282	7232.1	24%
NOXUBEE	145	1392.0	1076	10329.3	16%

*based on available data as of 6pm CT
 Cases based on test date. Cases without test date excluded due to ongoing investigations.
 Table will be updated weekly. A one week lag is used for reporting.

COVID-19 High Case MS Counties Over 2 Week Period (December 28-January 10, 2020*)

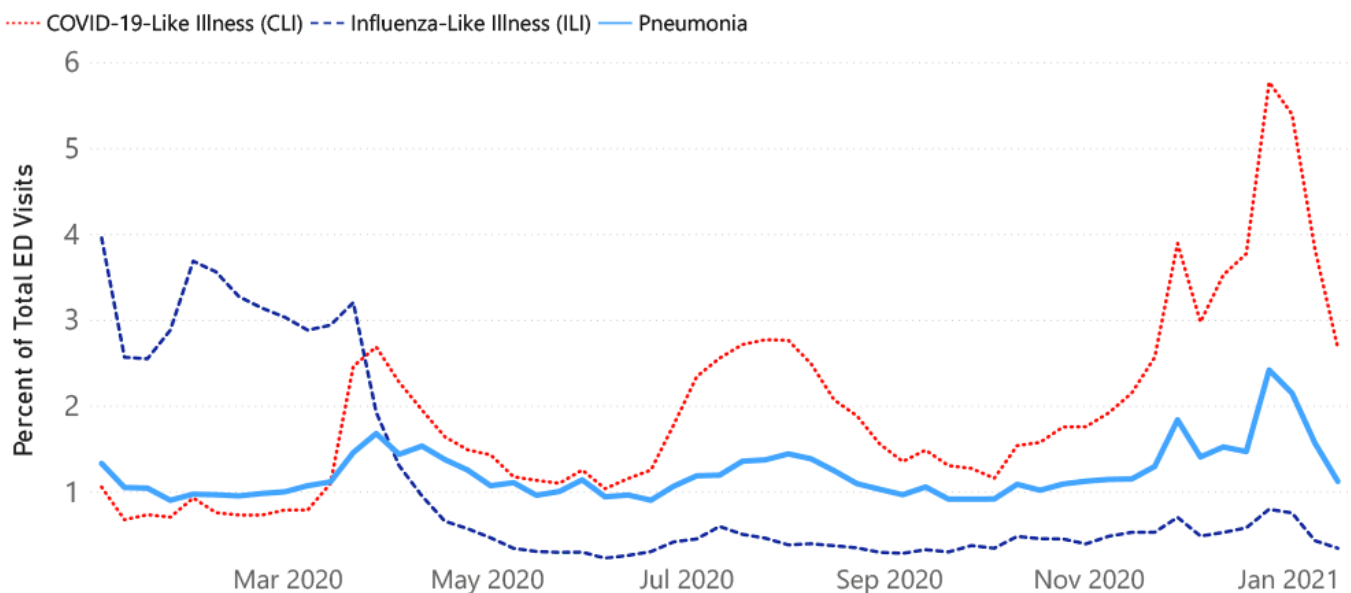
County	Cases (December 28-January 10)	Cases per 100,000 (December 28-January 10)	Cases to Date (through January 10)	Cases per 100,000 Total	Percent Change
DESOTO	2109	1140.3	16481	8911.3	15%
HARRISON	2022	971.7	12522	6017.9	19%
HINDS	1863	803.6	15579	6719.7	14%
RANKIN	1597	1028.5	10166	6547.3	19%
JACKSON	1210	842.5	9816	6834.8	14%
LEE	1066	1247.7	8525	9978.2	14%
MADISON	904	850.6	7912	7445.0	13%
JONES	901	1323.1	5985	8788.8	18%
LOWNDES	862	1471.1	5122	8741.4	20%
LAUDERDALE	721	972.7	5569	7513.0	15%
FORREST	641	855.8	5757	7686.6	13%
WARREN	634	1397.1	3282	7232.1	24%

*based on available data as of 6pm CT
 Cases based on test date. Cases without test date excluded due to ongoing investigations.
 Table will be updated weekly. A one week lag is used for reporting.

Syndromic Surveillance

Emergency department visits by those with symptoms characteristic of COVID-19, influenza and pneumonia, updated weekly.

Percentage of Emergency Department and Clinic visits for CLI, ILI, and Pneumonia Cases Weekly Statewide Summary, January 4, 2020 - January 16, 2021



*The graph represents syndromic surveillance data from emergency department visits, reported electronically by hospitals throughout the state, that are consistent with COVID-19-Like Illness (CLI), Influenza-Like Illness (ILI), and Pneumonia. Based on available data as of 6pm CT. Graph will be updated weekly.

Estimated Recoveries

Presumed COVID-19 cases recovered, estimated weekly (does not include cases still under investigation).

COVID-19 Presumed Recovered Cases through January 17, 2021, Mississippi

207,769
Presumed Recovered*

*Reflects Provisional Estimates. Presumed Recovered if:

- 1) It has been 14 days or more since the case tested positive, if they were not hospitalized
- 2) It has been 21 days or more since the case tested positive, if they were hospitalized or hospitalization was unknown.

All deaths excluded. Presumed recovered counts will be updated weekly.

U.S. and World Cases

- ▶ [COVID-19 cases in the United States \(CDC\)](#)
- ▶ [U.S. COVID-19 Tracker \(CDC\)](#)
- ▶ [COVID-19 Global Case Map \(Johns Hopkins University\)](#)

COVID-19 Testing

Statewide Combined Testing as of January 16

COVID-19 testing providers around the state include commercial laboratories as well as hospital labs. Combined with testing done by the MSDH Public Health Laboratory, the figures provide a complete picture of all Mississippi testing. (Updated weekly)

PCR testing detects current, active COVID-19 infection in an individual.

Antibody (serology) testing identifies individuals with past COVID-19 infection based on antibodies they develop one to three weeks after infection.

Antigen testing is another way to identify current COVID-19 infection.

	Total tests	PCR	Antibody	Antigen
MSDH Public Health Laboratory	155,956	154,713	1,243	0
Other testing providers	1,900,445	1,265,883	67,537	567,025

Total tests for COVID-19 statewide	2,056,401	1,420,596	68,780	567,025
------------------------------------	------------------	------------------	---------------	----------------

MSDH Individuals Tested as of January 23

MSDH Public Health Laboratory (MPHL) testing totals as of 3 p.m. These totals are for tests performed at the MPHL only.

- Total individuals tested by the MPHL: **103,651**
- Total positive individuals from MPHL tests: **12,264**

▶ [Getting tested for COVID-19](#)

Prevention and Guidance for Individuals and the Community

▶ [Preventive steps to take, recommendations, guidance and general information on COVID-19](#)

Get COVID-19 e-mail updates daily with our free newsletter:



Last reviewed on Mar 5,

2020

[error on this](#)

[email page](#)

[print](#)

Related resources

- ▶ [IT IS REAL: COVID-19 as Told by Survivors](#)
- ▶ [Free COVID-19 Testing and Local Testing Providers](#)
- ▶ [COVID-19 Guidance and Prevention for Individuals and the Community](#)
Updated December 22, 2020

More topics

- ▶ [\[Espanol, Tieng Viet, ASL \]](#)
- ▶ [County Data](#)
- ▶ [Diagnostic Testing EUA](#)
- ▶ [Handouts and Posters](#)
- ▶ [Healthcare Professionals](#)
- ▶ [Interactive Maps and Charts](#)
- ▶ [Prevention and Safety Guidance](#)
- ▶ [School Cases and Outbreaks](#)
- ▶ [Statewide COVID-19 Data](#)
- ▶ [Testing for COVID-19](#)
- ▶ [Vaccination Against COVID-19](#)

FREE

Community STD/HIV Education

Up-to-date information and
education for those living with
STDs or HIV, or fighting against it.

Sessions monthly

LEARN MORE

AGENCY

[About Us](#)

[Administration](#)

[Board of Health](#)

[County Offices](#)

[Institutional Review](#)

[Jobs](#)

[Locations](#)

[Public Health Laboratory](#)

[RFPs/Grants](#)

[More »](#)

[Intranet](#)

[OHIT+ER Service Center](#)

[Webmail](#)

INFORMATION

[Apps](#)

[Calendar of Events](#)

[Contact Us](#)

[Meetings](#)

[Health Resources](#)

[Hotlines](#)

[Locations](#)

[News](#)

[Newsletter](#)

[Phone Numbers](#)

[Español](#)

I NEED A ...

[Birth Certificate](#)

[Certificate of Need](#)

[Children's Health Insurance](#)

[Complaint Form](#)

Criminal History Check
Death Certificate
Divorce Record
Food Permit
Immunization Record
J-1 Visa
License Verification
Marriage Record
Professional License
Public Records Request
Wastewater Application

PUBLICATIONS

Annual Report
CON Weekly Reports
Health Facilities Directory
Mississippi Morbidity Reports
Public Health Report
State Health Plan
Strategic Plan
More »

Mississippi State Department of Health • 570 East Woodrow Wilson Dr • Jackson, MS 39216 • 866-HLTHY4U • Contact and information

