



## Coronavirus Disease 2019 (COVID-19)

*Updated January 25, 2021*

Mississippi COVID-19 Hotline (7 days a week, 7 a.m.–7 p.m.): **877-978-6453**

---

## General Information

- ▶ [COVID-19 vaccinations and Mississippi vaccination summary](#)
- ▶ [Counties with mask mandates and gathering restrictions](#)
- ▶ [COVID-19 overview, questions and answers, and other resources](#)
- ▶ [COVID-19 and You: Video Q & A with State Health Officer Dr. Thomas Dobbs](#)
- ▶ [ASL, Spanish and Vietnamese materials](#)

## Healthcare Professionals

Guidance and more →

- ▶ [Healthcare guidance](#)
- ▶ [Electronic reporting](#)
- ▶ [Vaccine providers](#)
- ▶ [Specimens](#)
- ▶ [Lab dropoff](#)
- ▶ [Facilities guidance](#)

▶ [MS-HAN Alerts](#)

---

## [ALL HEALTHCARE](#)

### Current Cases and Statistics

County and state data →

- ▶ [Today's update](#)
- ▶ [State data and reports](#)
- ▶ [County data](#)
- ▶ [Charts and maps](#)
- ▶ [Hospitalizations](#)
- ▶ [Lab testing](#)
- ▶ [Recoveries](#)

---

## [ALL STATISTICS](#)

### Prevention, Testing and Guidance

Personal and community →

- ▶ [Getting tested](#)
- ▶ [Personal protection](#)
- ▶ [Gatherings and events](#)
- ▶ [Business and community](#)
- ▶ [School guidelines](#)
- ▶ [State agencies](#)
- ▶ [Vaccinations](#)

---

## [ALL GUIDANCE](#)

**Home isolation is mandatory if you have tested positive for COVID-19** by [order of the State Health Officer](#). (If you are awaiting results of routine testing *not* related to exposure, you may [return to work](#) and follow the safety guidance of your employer.)

**Quarantine is mandatory for household members** of someone who has COVID-19. Home quarantine permits working under certain circumstances.

[More about isolation and quarantine »](#)

## New Cases and Deaths as of January 24

### NEW CASES

927

New COVID-19 positive test results reported to MSDH as of 6 p.m. yesterday.

#### TOTAL MISSISSIPPI CASES

265,146

► [Totals by county](#)

### NEW DEATHS

5

New COVID-19 related deaths reported to MSDH as of 6 p.m. yesterday. Five deaths occurred between January 17 and January 24, 2021 in the counties below.

County	Total
Lafayette	3
Rankin	1
Scott	1

#### TOTAL MISSISSIPPI DEATHS

5,777

► [Totals by county](#)

### LTC OUTBREAKS

199

Current outbreaks in long-term care (LTC) facilities only. (See [LTC facility outbreak definition](#).)

► [Cases by county](#)

**About our case counts:** We currently update our case totals each day based on test results from the previous day. Outside laboratories also report positive test results to us, which are included in our totals. Multiple positive tests for the same individual are counted only once. County case numbers and deaths may change as investigation finds new or additional information.

## Statewide COVID-19 Data and Reports

- ▶ [K-12 School Reports](#)  
Weekly COVID-19 cases, outbreaks and exposure reported by Mississippi schools
- ▶ [Long-Term Care Facility and Residential Care Facility COVID-19 Reports](#)  
Data reported directly to MSDH by the facility; cases and deaths in these reports may not yet be included in our totals of lab-reported cases.
- ▶ [Ongoing Outbreaks in Nursing Homes](#)  
A wide variety of data from the Centers for Medicare and Medicaid (CMS)
- ▶ [Deaths from COVID-19 and Other Causes](#) PDF  
Provisional counts by week of deaths from COVID-19, pneumonia/influenza, and heart disease
- ▶ [Laboratory Testing](#)  
Number and type of COVID-19 tests performed
- ▶ [Mississippi COVID-19 Vaccination Report](#) PDF  
Vaccinations distributed and administered as reported to MSDH by vaccination providers
- ▶ [Statewide data charts](#)

## County COVID-19 Data

### Race and Ethnicity

- ▶ [Total COVID-19 cases and deaths by county, race and ethnicity](#) PDF  
Current and past data tables, updated daily

### Data Snapshots for Individual Counties

- ▶ [Weekly COVID-19 snapshots for each Mississippi county](#)

### High Cases and Incidence

- ▶ [Map of Mississippi counties by 7-day incidence](#)
- ▶ [Table of counties ranked by weekly cases and incidence](#)

### Cumulative Cases and Deaths by County

Totals of all reported COVID-19 cases, including those in long-term care (LTC) facilities.

**The numbers in this table are provisional.** County case numbers and deaths may change as investigation finds new or additional information. The data provided below is the most current available.

County	Total Cases	Total Deaths	Total LTC Facility Cases	Total LTC Facility Deaths
<a href="#">Adams</a>	2153	71	72	15
<a href="#">Alcorn</a>	2735	54	129	20
<a href="#">Amite</a>	1024	26	54	7
<a href="#">Attala</a>	1974	64	173	36
<b>Total</b>	<b>265,146</b>	<b>5,777</b>	<b>10,103</b>	<b>1,875</b>

County	Total Cases	Total Deaths	Total LTC Facility Cases	Total LTC Facility Deaths
Benton	865	23	45	10
Bolivar	4149	109	225	31
Calhoun	1418	22	28	4
Carroll	1069	22	48	9
Chickasaw	1896	44	53	15
Choctaw	638	13	1	0
Claiborne	897	25	45	9
Clarke	1486	62	122	30
Clay	1675	37	27	3
Coahoma	2515	55	129	11
Copiah	2507	49	79	9
Covington	2224	73	136	39
De Soto	17807	191	113	24
Forrest	6236	124	224	50
Franklin	707	17	40	4
George	2048	39	59	7
Greene	1145	29	52	6
Grenada	2242	72	154	32
Hancock	2963	62	69	14
Harrison	14298	204	481	65
Hinds	16967	332	796	120
Holmes	1722	68	103	20
Humphreys	848	24	33	8
Issaquena	160	6	0	0
Itawamba	2700	63	125	22
Jackson	10976	190	217	30
Jasper	1825	38	36	2
Jefferson	571	21	40	5
Jefferson Davis	889	30	8	1
Jones	6782	118	217	41
Kemper	810	20	45	9
Lafayette	5229	101	188	54
Lamar	5074	65	52	13
<b>Total</b>	<b>265,146</b>	<b>5,777</b>	<b>10,103</b>	<b>1,875</b>

County	Total Cases	Total Deaths	Total LTC Facility Cases	Total LTC Facility Deaths
Lauderdale	6128	192	430	94
Lawrence	1076	17	27	2
Leake	2384	67	89	14
Lee	9088	145	215	41
Leflore	3122	109	234	52
Lincoln	3076	88	173	37
Lowndes	5564	120	255	56
Madison	8619	169	359	69
Marion	2259	73	158	24
Marshall	3585	70	64	15
Monroe	3693	110	189	55
Montgomery	1127	36	54	9
Neshoba	3499	154	197	56
Newton	2000	46	86	15
Noxubee	1141	26	35	6
Oktibbeha	4094	82	215	36
Panola	3882	81	102	13
Pearl River	3508	106	158	33
Perry	1053	31	21	7
Pike	2710	81	125	34
Pontotoc	3785	60	78	7
Prentiss	2545	54	99	15
Quitman	714	9	0	0
Rankin	11280	221	390	60
Scott	2608	49	61	4
Sharkey	457	17	43	8
Simpson	2438	72	157	20
Smith	1307	26	60	8
Stone	1529	25	84	14
Sunflower	2930	75	117	19
Tallahatchie	1575	35	50	7
Tate	2811	62	80	19
Tippah	2501	50	115	7
<b>Total</b>	<b>265,146</b>	<b>5,777</b>	<b>10,103</b>	<b>1,875</b>

County	Total Cases	Total Deaths	Total LTC Facility Cases	Total LTC Facility Deaths
Tishomingo	1956	61	102	27
Tunica	893	21	18	2
Union	3577	64	131	21
Walthall	1150	37	68	13
Warren	3698	103	169	38
Washington	4951	125	189	39
Wayne	2150	34	69	11
Webster	974	24	58	11
Wilkinson	599	25	24	5
Winston	2077	71	116	37
Yalobusha	1238	35	82	22
Yazoo	2571	56	139	18
<b>Total</b>	<b>265,146</b>	<b>5,777</b>	<b>10,103</b>	<b>1,875</b>

## Case Classifications

Mississippi investigates and reports both probable and confirmed cases and deaths according to the [CSTE case definition](#).

	Confirmed	Probable	Total
Cases	169,146	96,000	<b>265,146</b>
Deaths	4,271	1,506	<b>5,777</b>

Confirmed cases and deaths are generally determined by positive PCR tests, which detect the presence of ongoing coronavirus infection.

Probable cases are those who test positive by other testing methods such as antibody or antigen, and have recent symptoms consistent with COVID-19, indicating a recent infection.

Probable deaths are those individuals with a designation of COVID-19 as a cause of death on the death certificate, but where no confirmatory testing was performed.

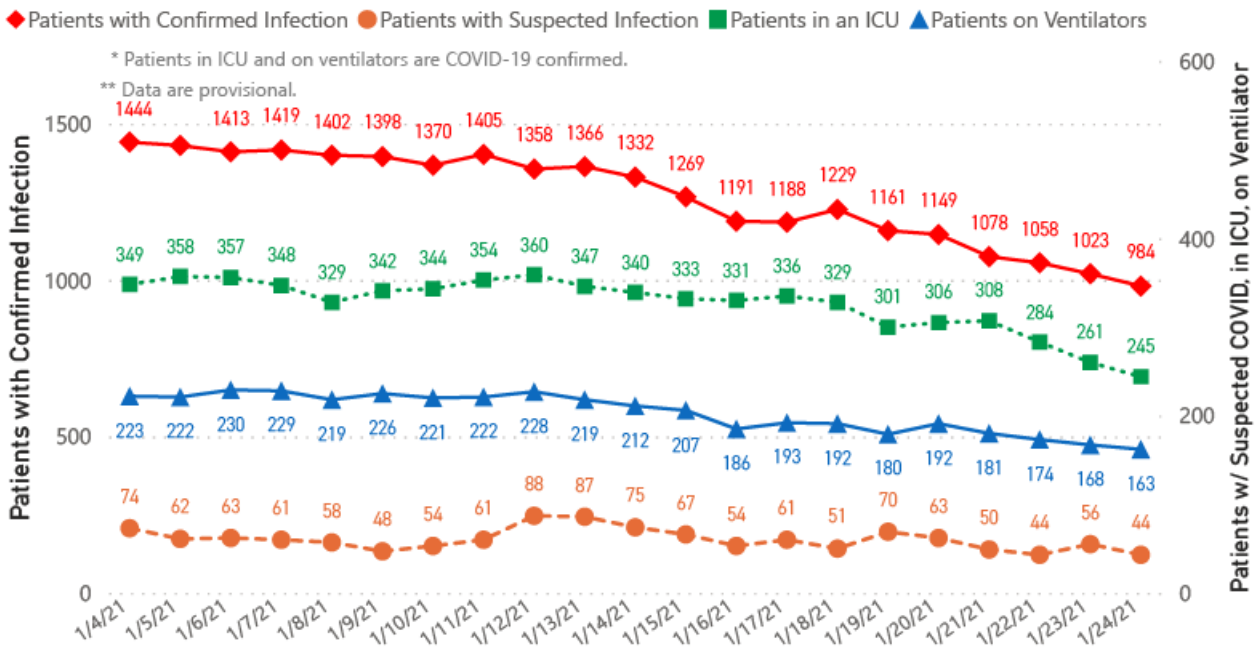
## Mississippi COVID-19 Data Charts and Maps

All data reports below are updated as they become available.

## Hospitalizations and Bed Availability

▶ [View interactive hospitalization charts](#)

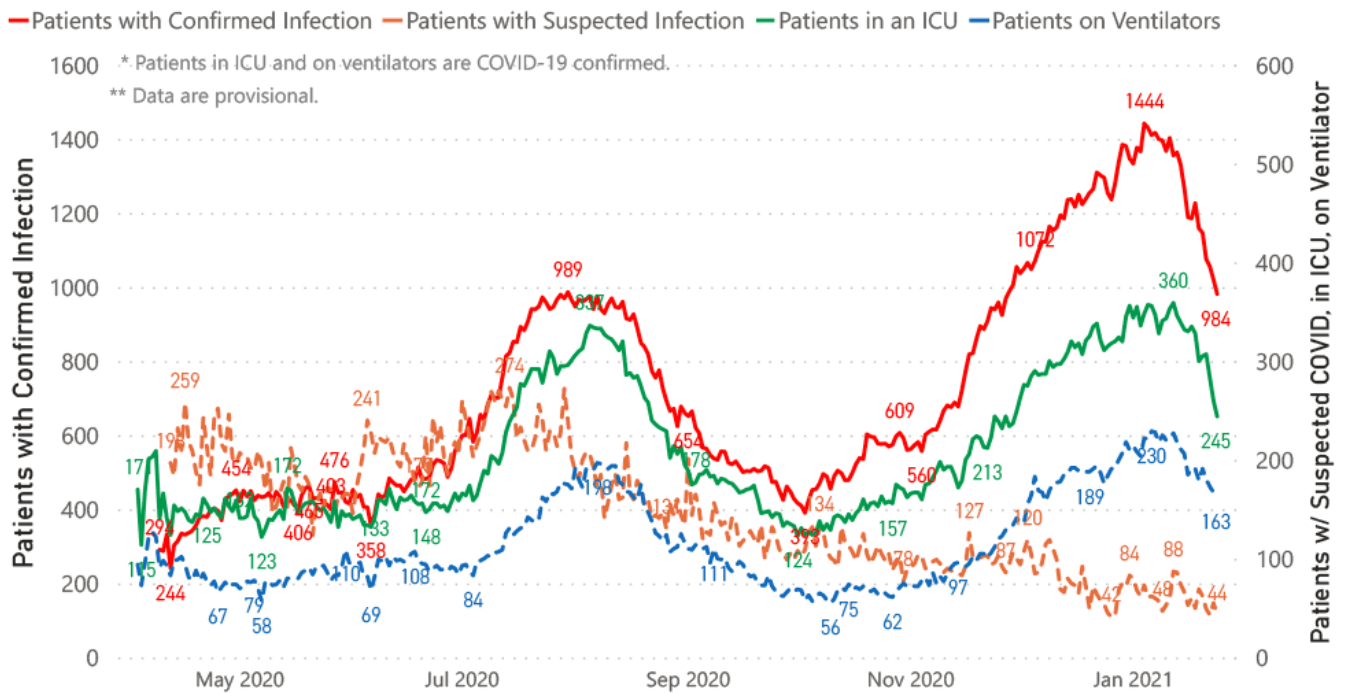
## COVID-19 Hospitalizations Reported by MS Hospitals, 1/4/21 - 1/24/21 \*\*, \*\*



### Hospitalization and ICU Use to Date

Updated weekly

## COVID-19 Hospitalizations Trends, Reported by MS Hospitals as of 1/24/21 \*\*, \*\*



### Daily Case Maps

▶ [View all interactive maps](#)

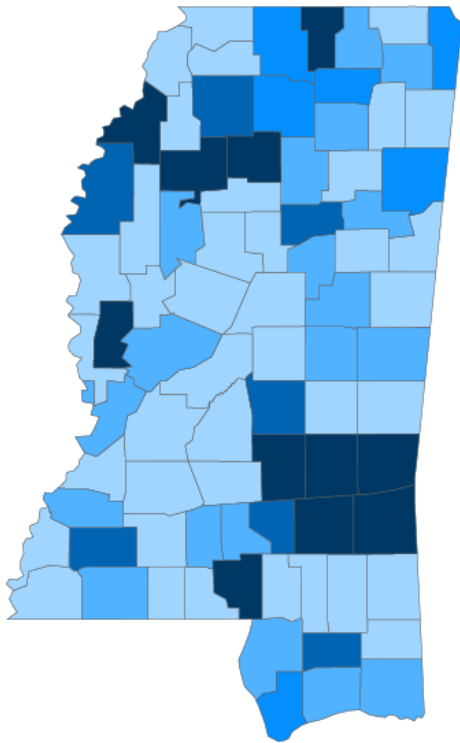


## Recent COVID-19 Activity

The chart below shows counties according to COVID-19 incidence (cases by population) over the last 7 days.

▶ See also: [Weekly county incidence tables](#)

### Mississippi COVID-19 Cases Incidence Rate \* as of January 24, 2021



7 Day Average  
New Cases

**1,602.0**

7 Day Average  
Incidence Rate \*

**56.7**

Cumulative Cases

**265,146**

2019 Estimated Population

**2,976,149**

County	Incidence Rate	New Cases (7-Day Avg)	2019 Est. Population	Mask Mandate Status	Mask Mandate Started	Mask Mandate Ended
Tallahatchie	170.7	23.6	13,809	None		
Coahoma	114.9	25.4	22,124	None		
Jasper	102.0	16.7	16,383	None		
Wayne	97.0	19.6	20,183	None		
Sharkey	89.3	3.9	4,321	None		
Clarke	89.2	13.9	15,541	None		
Smith	88.9	14.1	15,916	None		
Jones	85.4	58.1	68,098	Active	11/24/20	
Benton	81.3	6.7	8,259	Active	10/26/20	
Marion	80.8	19.9	24,573	None		

● <50.0 ● 50.0 to 60.0 ● 60.0 to 70.0 ● 70.0 to 80.0 ● >80.0

\* Based on average daily new cases of past 7 days per 100,000 population.

## Cumulative COVID-19 Cases

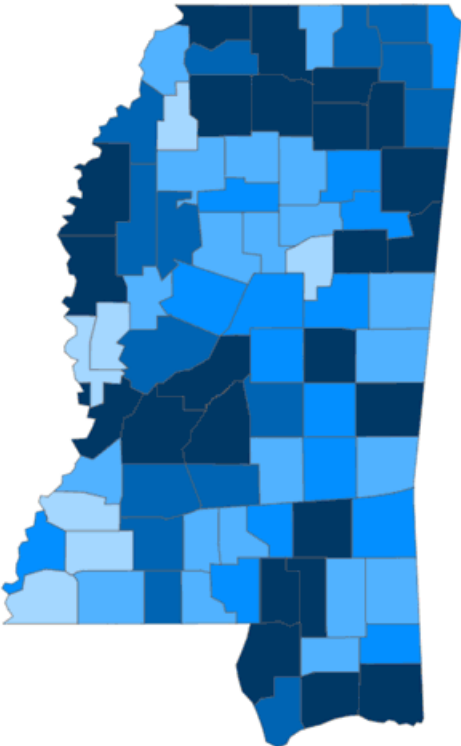
Total cases and deaths by county since the start of the pandemic.

▶ See also: [Weekly estimate of recoveries](#)

Mississippi COVID-19  
Cases and Deaths by Race with Ethnicity  
as of 6 pm CT, January 24, 2021

Total Cases

265,146



	American Indian or Alaska Native	Asian	Black	White	Other	Unknown
Non Hispanic	1,056	888	71,365	99,225	2,614	2,095
Hispanic	49	31	335	1,735	3,047	612
Unknown Ethnicity	947	313	16,660	24,976	6,743	32,455

Total Deaths

5,777

	American Indian or Alaska Native	Asian	Black	White	Other	Unknown
Non Hispanic	78	10	2,007	2,595	33	12
Hispanic	1	0	7	28	16	2
Unknown Ethnicity	23	7	301	471	48	138

1 to 800 801 to 1600 1601 to 2400 2401 to 3200 >3200

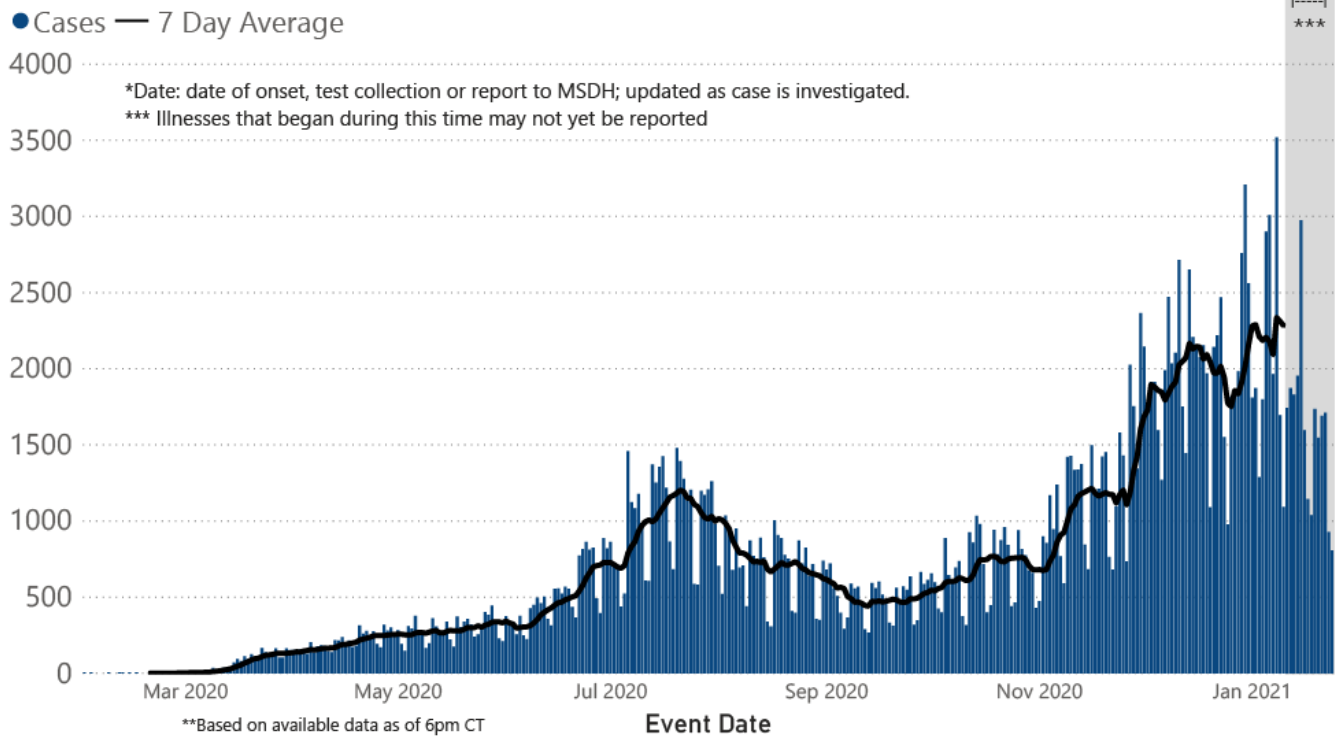
Daily Statewide Data Charts

Our state case map and other data charts are also available in interactive form.

[View interactive epidemiological and surveillance charts](#)

The charts below are based on available data at the time of publication. Charts do **not** include cases where insufficient details of the case are known.

## COVID-19 Cases by Date\* through January 24, 2021\*\*, Mississippi

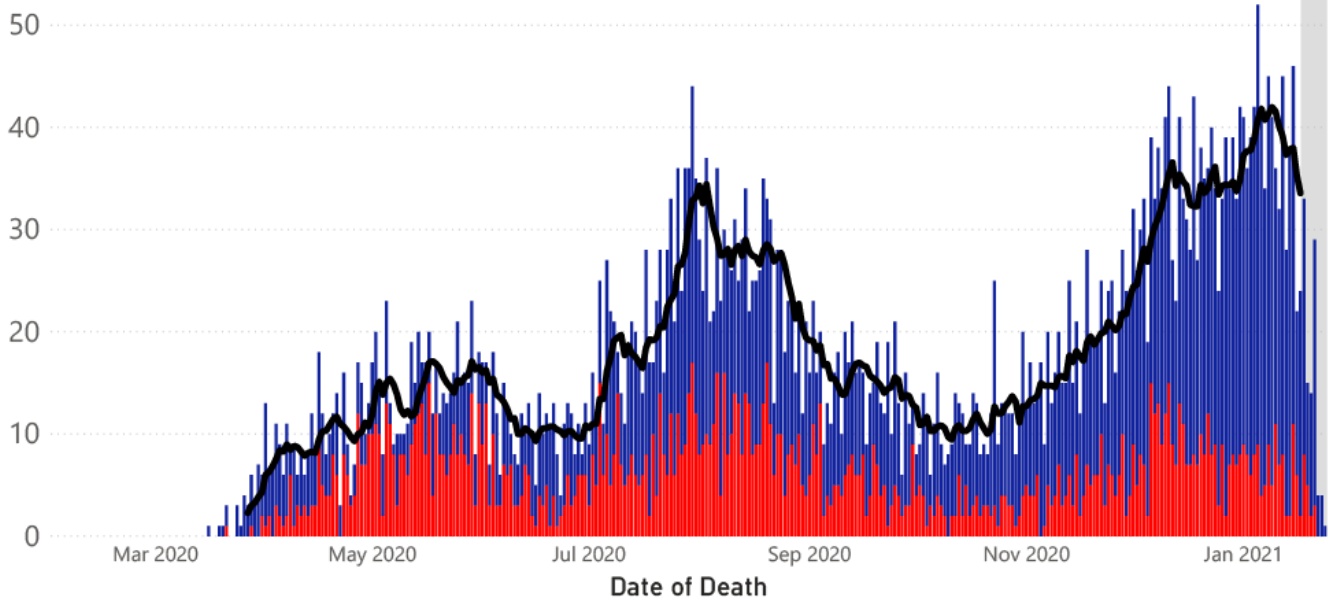


**Note:** Values up to two weeks in the past on the chart of Cases by Date above can change as we update it with new information from disease investigation.

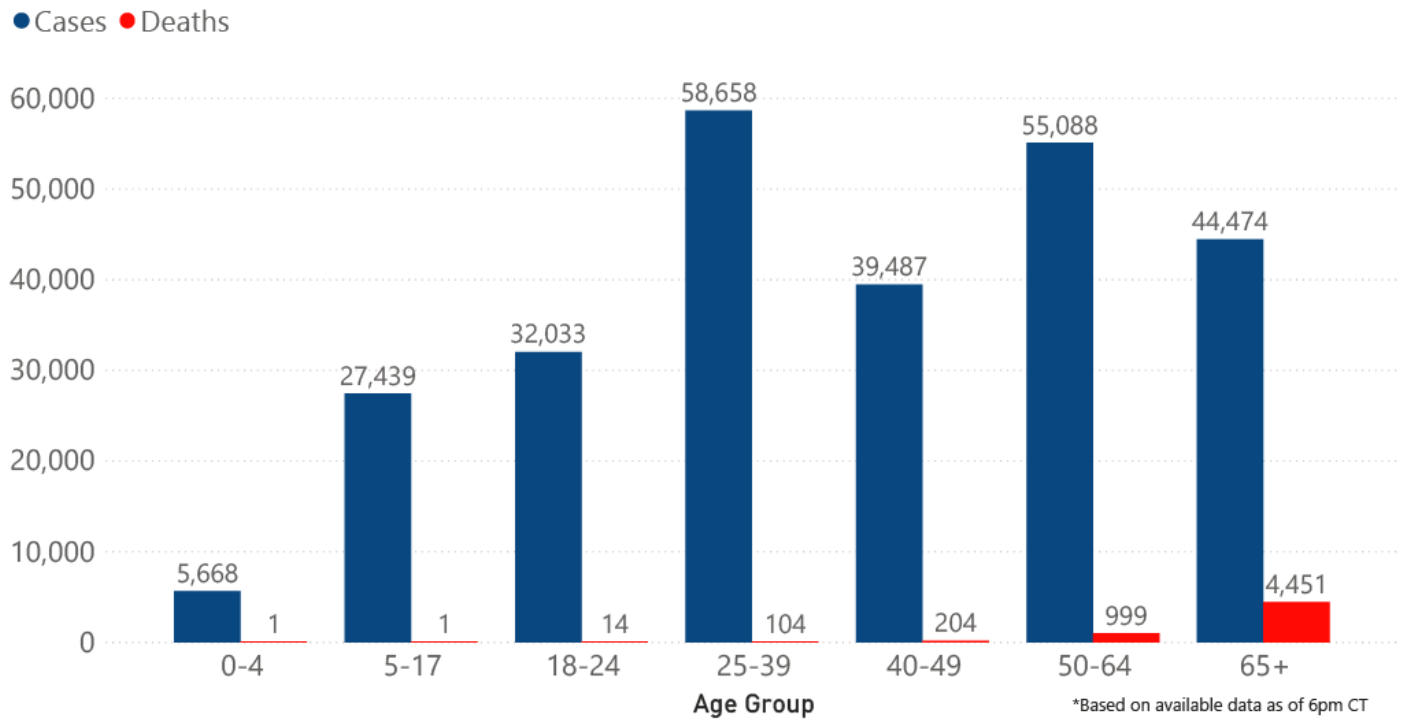
## COVID-19 LTCF\* and Non-LTCF Deaths by Date of Death through January 24, 2021\*\*, Mississippi

● Resident of LTCF Deaths ● Non-Resident of LTCF Deaths — 7 Day Average

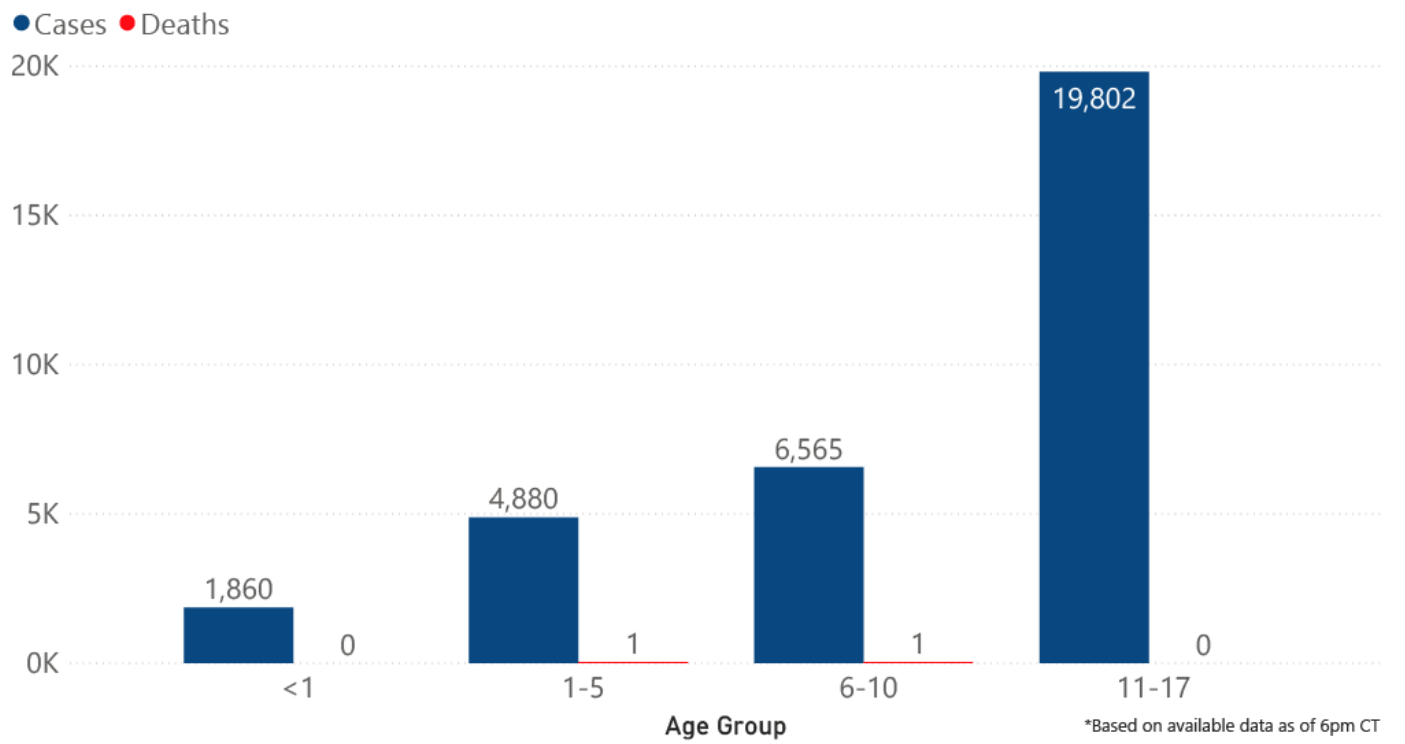
60 \*LTCF is Long Term Care Facility and includes Nursing Homes, ICF-IID, Assisted Living, and Personal Care Homes  
 \*\*based on available data as of 6pm CT  
 \*\*\*7 day average not included for this time period due to possible delays in reporting



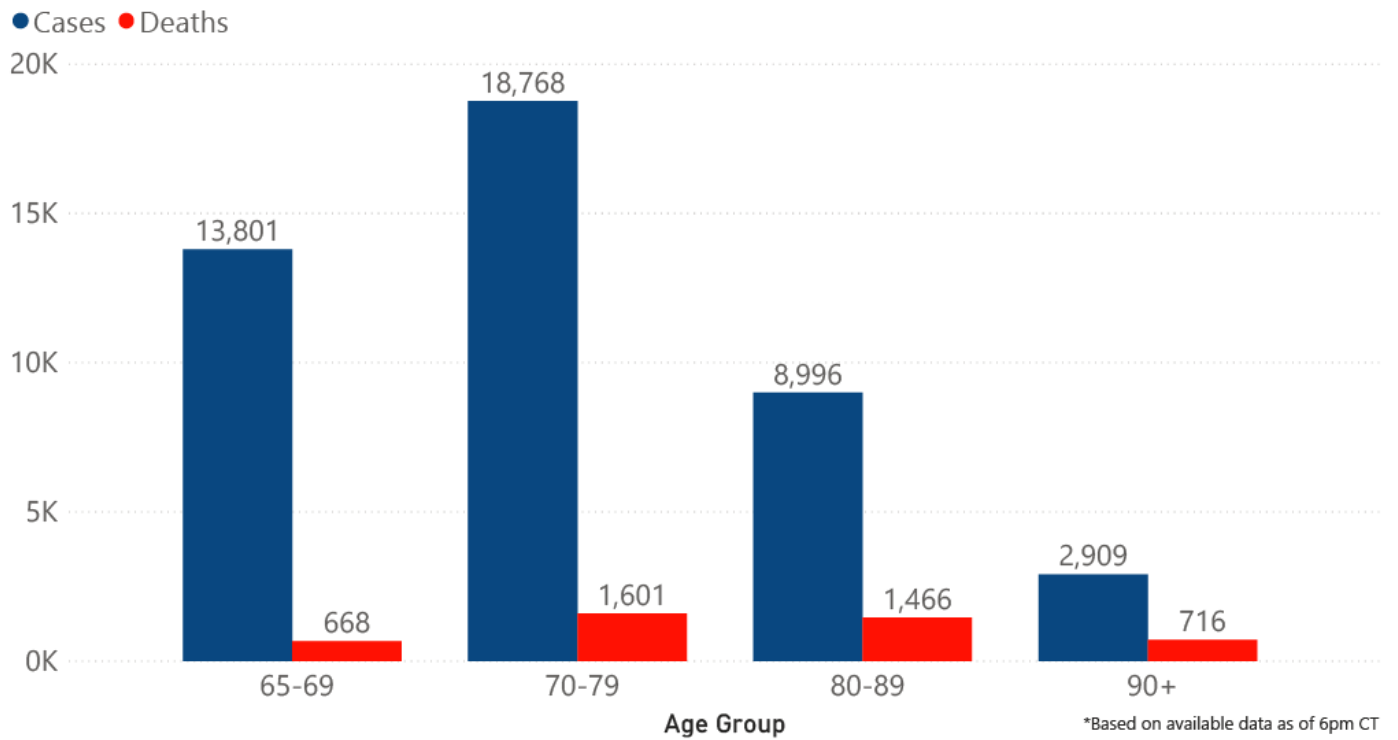
### COVID-19 Cases and Deaths by Age Group through January 24, 2021\*, Mississippi



### COVID-19 Pediatric Cases and Deaths by Age Group through January 24, 2021\*, Mississippi



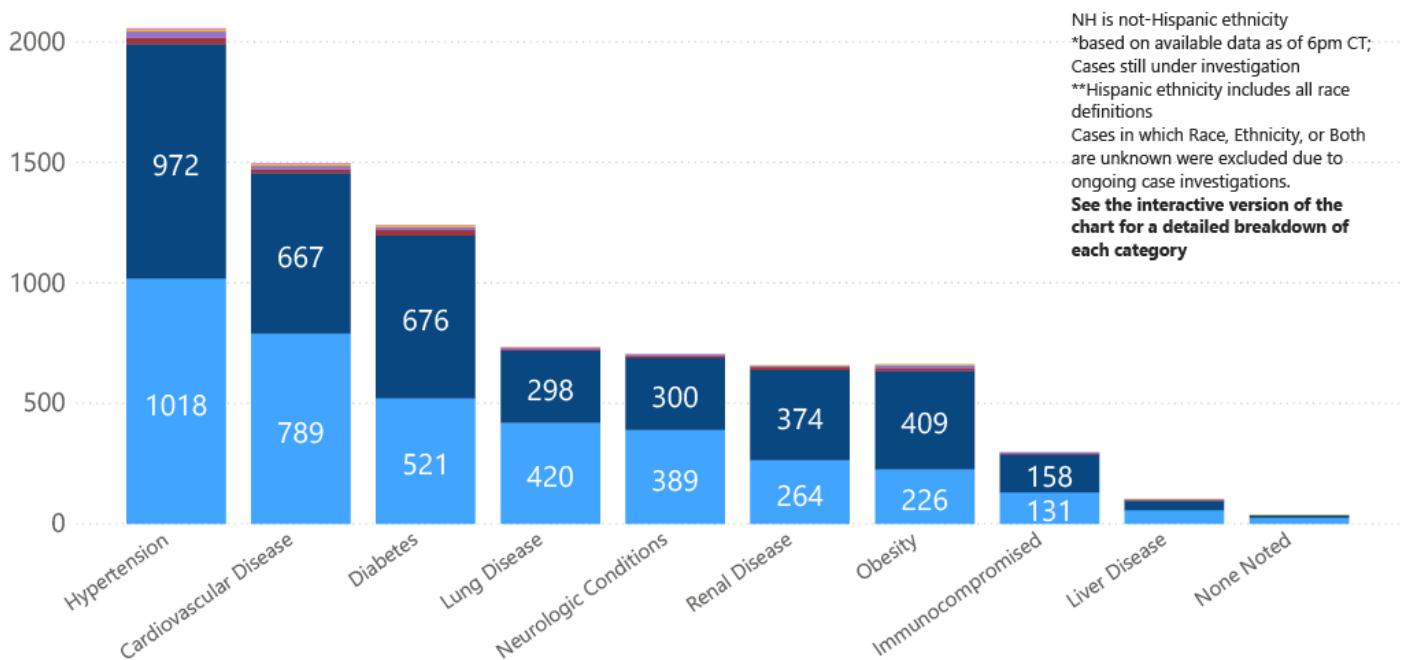
## COVID-19 Geriatric Cases and Deaths by Age Group through January 24, 2021\*, Mississippi



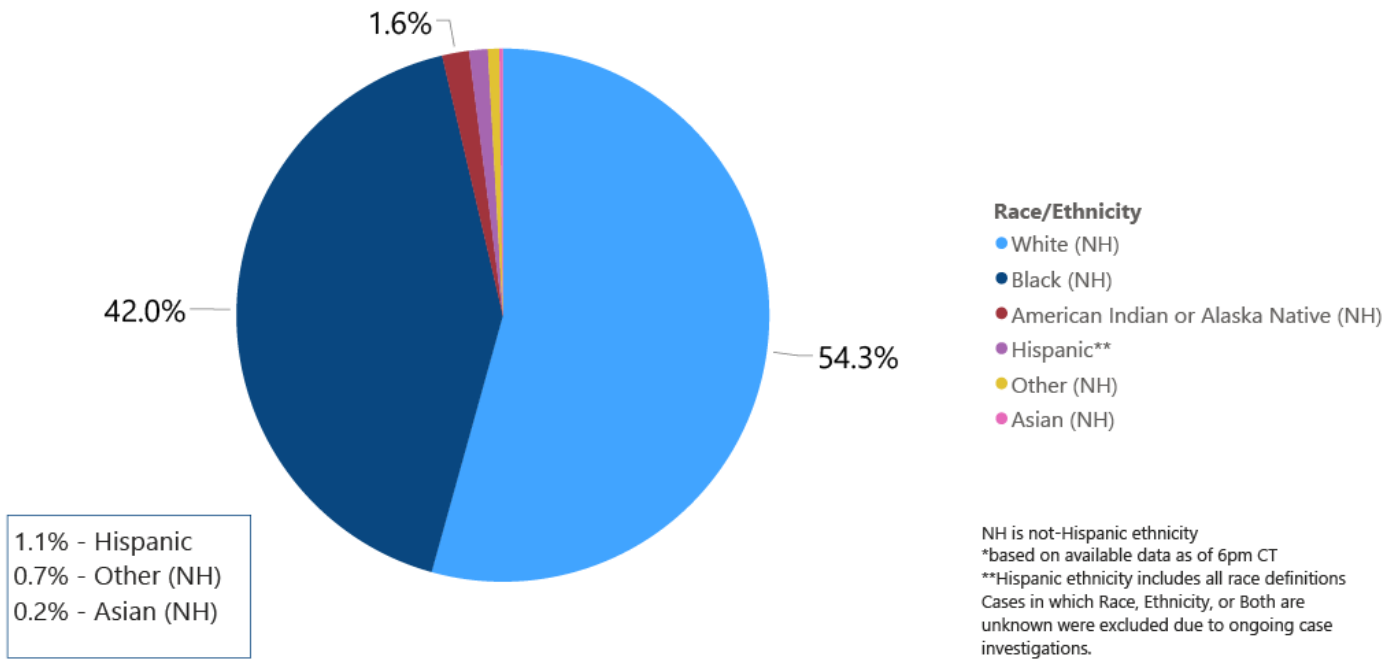
## Weekly Statewide Data Summaries

### COVID-19 Underlying Conditions in Deaths by Race/Ethnicity through January 24, 2021\*, Mississippi

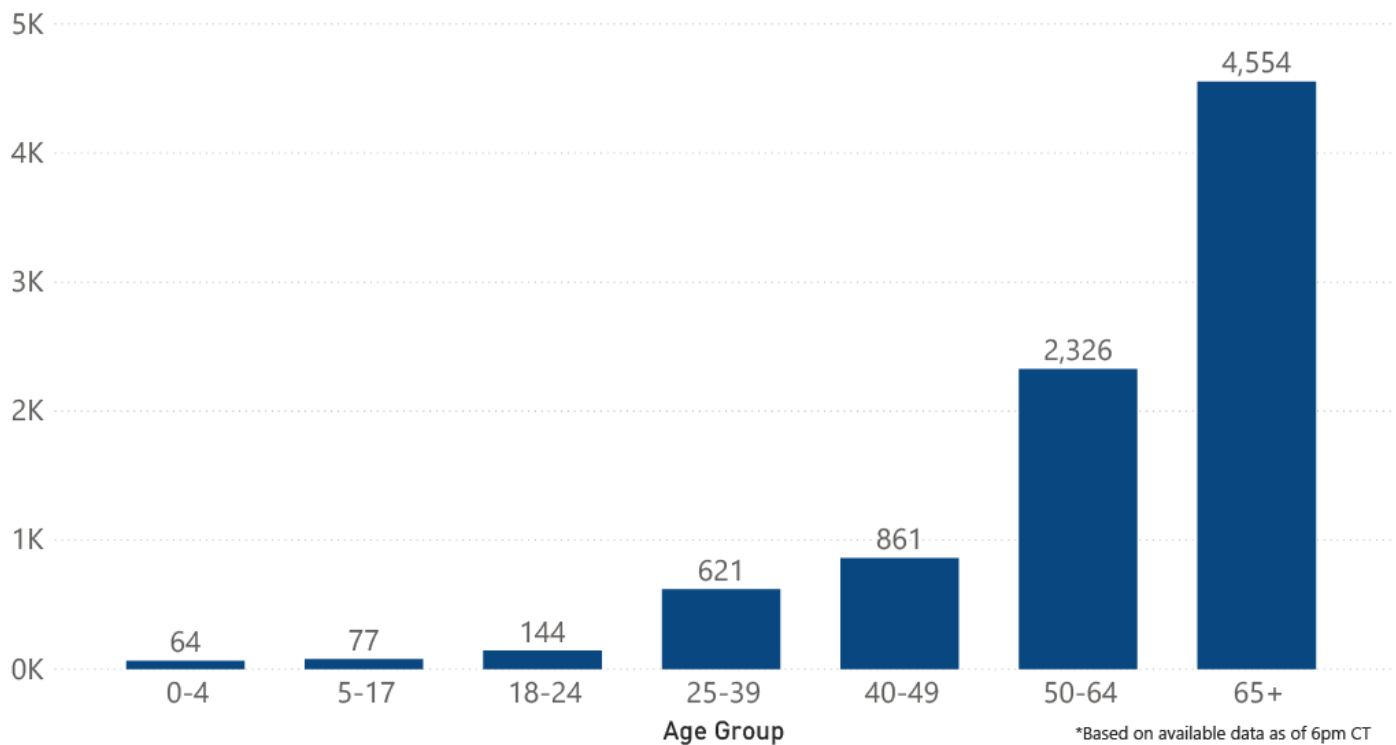
Race/Ethnicity ● White (NH) ● Black (NH) ● American Indian or Alaska Native (NH) ● Hispanic\*\* ● Other (NH) ● Asian (NH)



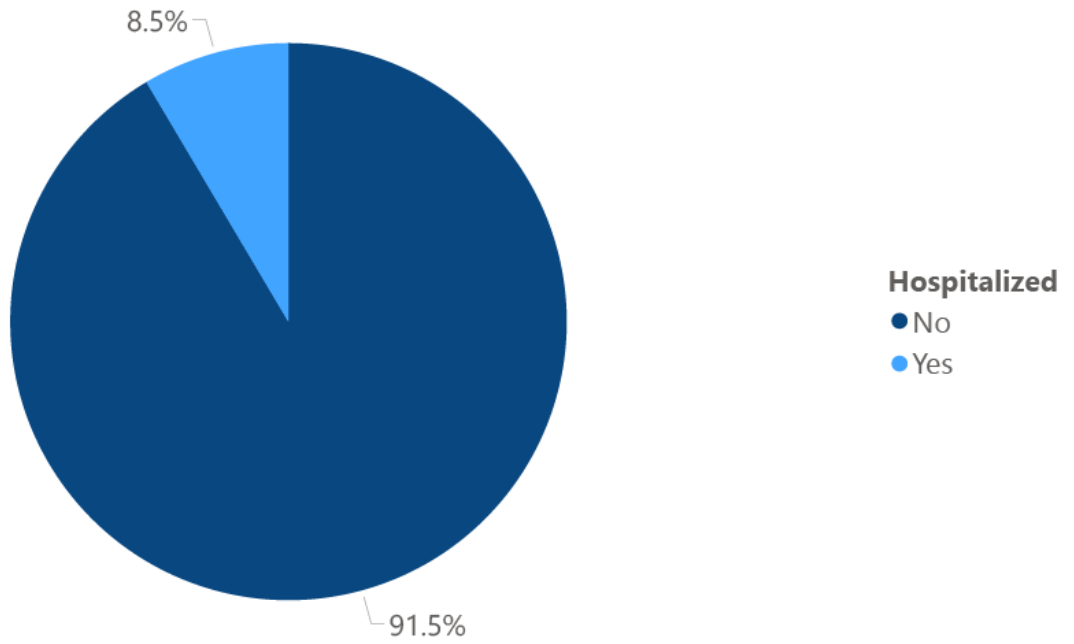
## COVID-19 Deaths by Race/Ethnicity through January 24, 2021\*, Mississippi



## COVID-19 Hospitalized Cases by Age through January 24, 2021\*, Mississippi

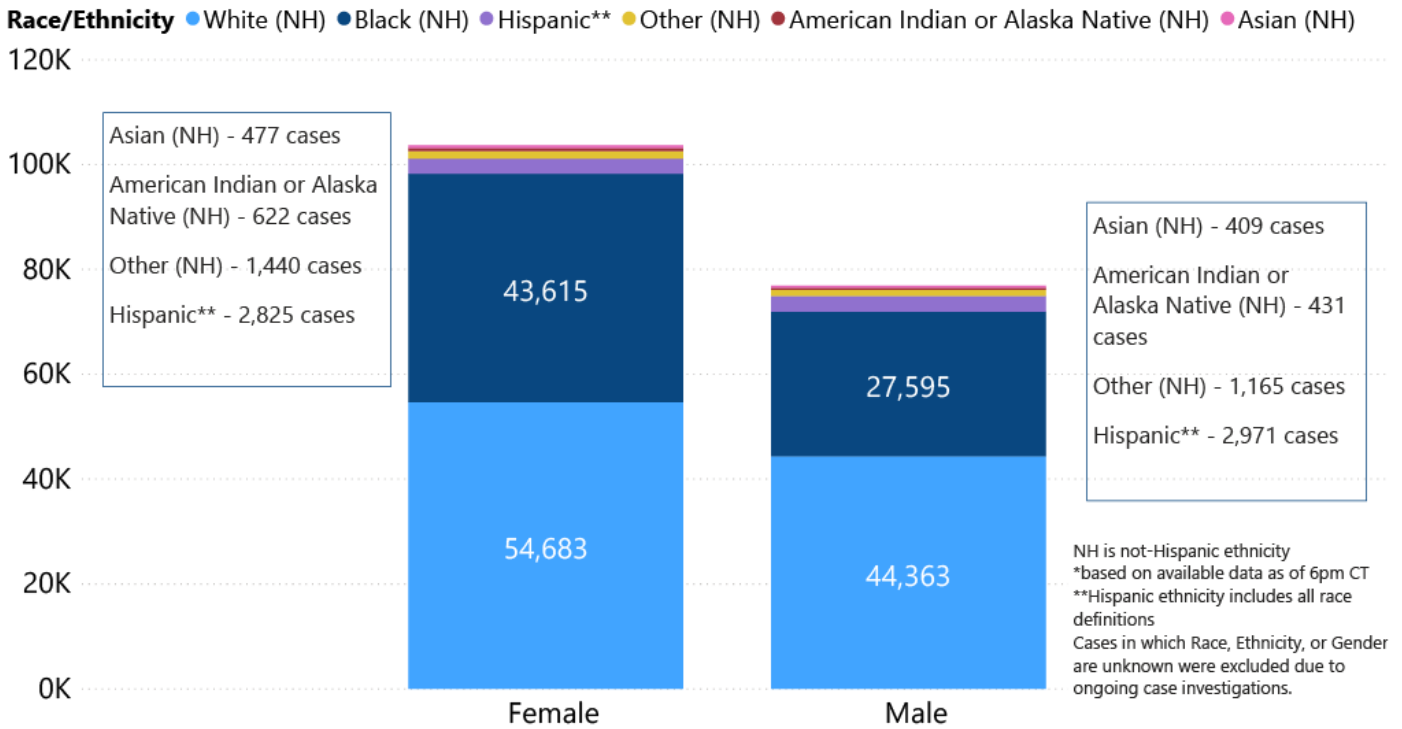


**COVID-19 Cumulative Hospitalizations-Invstigated Cases January 24, 2021 \***



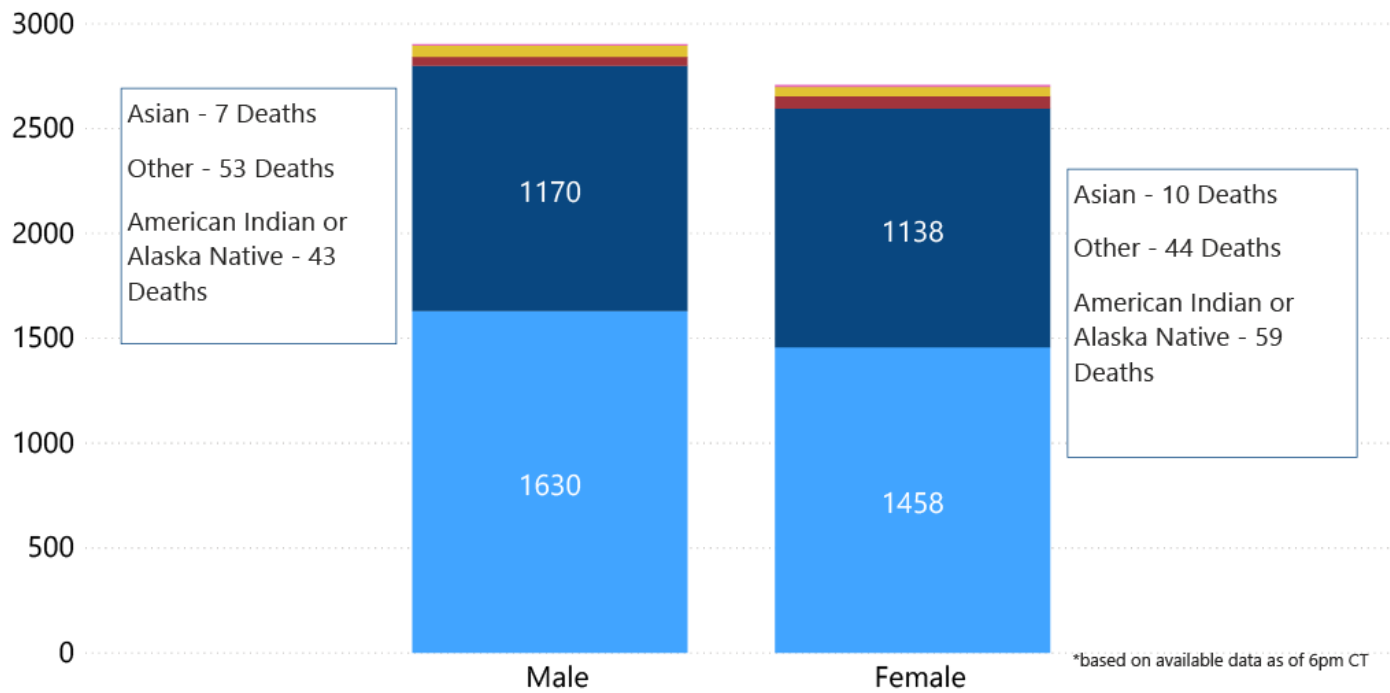
\* Cases in which hospitalization is unknown were excluded due to ongoing case investigations; based on available data as of 6 pm CT

**COVID-19 Cases by Race/Ethnicity and Gender through January 24, 2021\*, Mississippi**

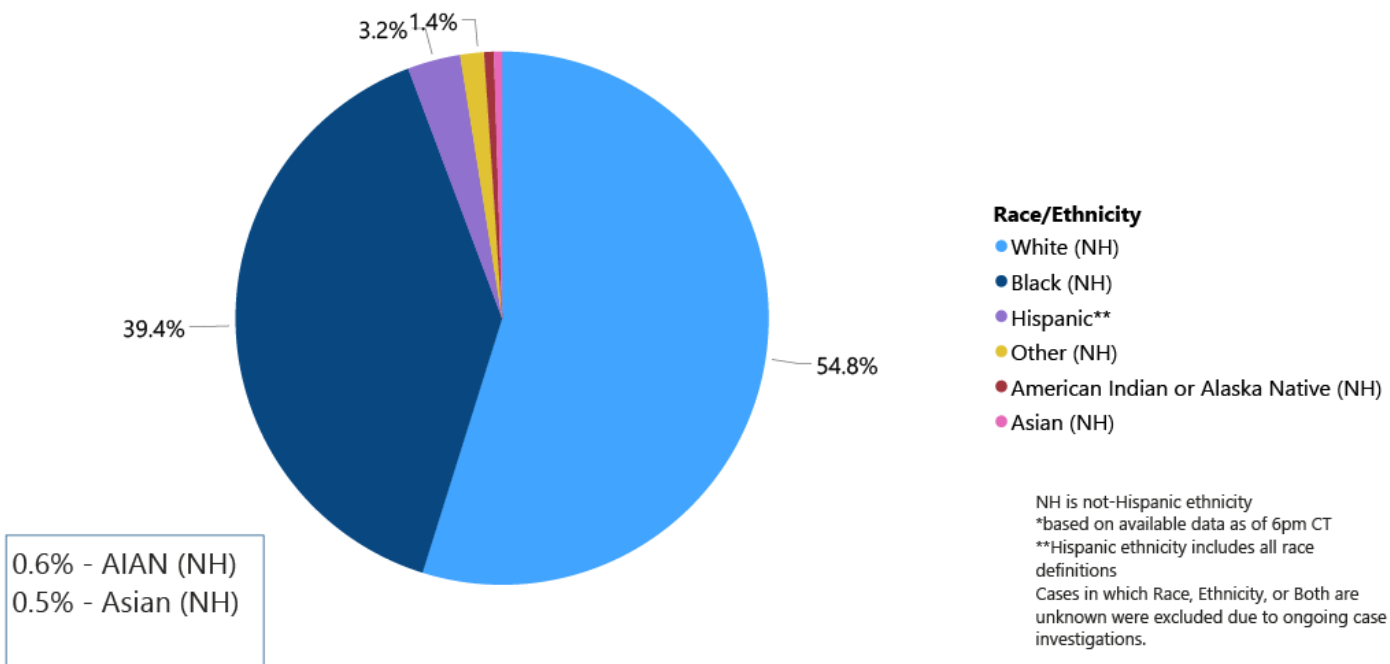


## COVID-19 Deaths by Race and Gender through January 24, 2021\*, Mississippi

**Race** ● White ● Black ● American Indian or Alaska Native ● Other ● Asian

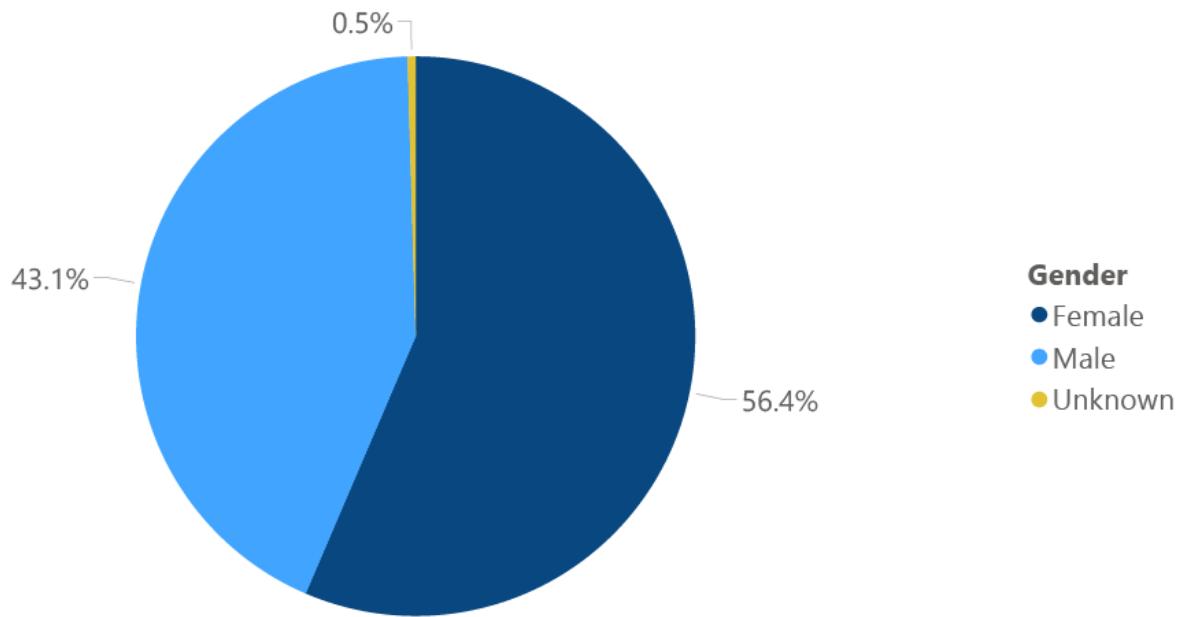


## COVID-19 Cases by Race/Ethnicity through January 24, 2021\*, Mississippi





## COVID-19 Cases by Gender through January 24, 2021\*, Mississippi



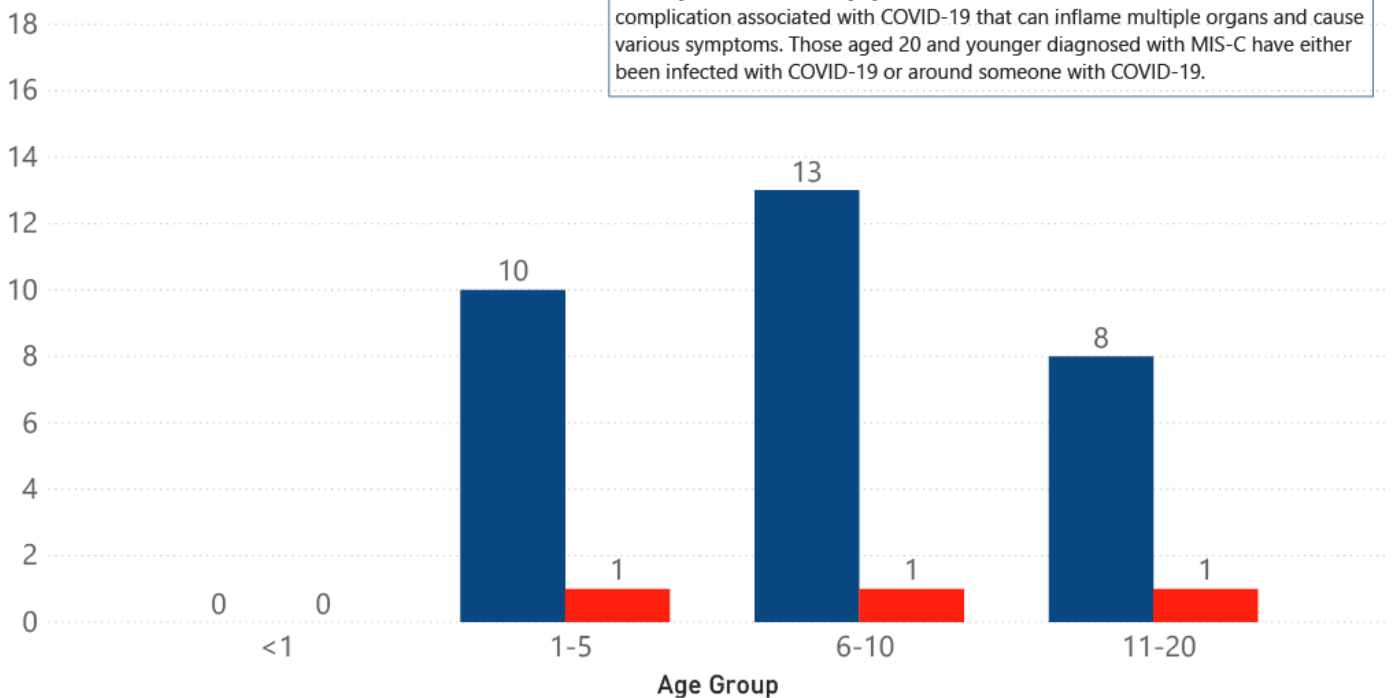
\*Based on available data as of 6pm CT

## Weekly Pediatric MIS-C Cases and Deaths

[Multisystem inflammatory syndrome in children \(MIS-C\)](#) is a rare but serious condition associated with COVID-19 that causes inflammation in many body parts, including the heart and other vital organs.

## MIS-C\* Cases and Deaths by Age Group through January 24, 2021, Mississippi

● MIS-C Cases ● MIS-C Deaths



## Weekly High Case and High Incidence Counties

Tracking counties with recent high numbers of COVID-19 cases, adjusted for population, provides insight on where local outbreaks are most serious, and where protective measures should be increased. For more accurate reporting, these weekly charts include sample collection dates only up to seven days in the past to allow for case investigation and delays in lab test reports.

Cases counts in these charts is based on the date of illness onset. If the date of illness is not known, the date the test sample was taken, or the date of test result reporting is used instead. Counts are adjusted as cases are investigated.

Counties are ranked by highest weekly case counts, and by weekly incidence (cases proportional to population). A separate table ranking all counties is also available. **All tables updated weekly.**

► [Full tables of counties ranked by weekly incidence and cases](#) PDF

### COVID-19 High Incidence MS Counties Over 2 Week Period (January 4-17, 2020\*)

County	Cases (January 4-17)	Cases per 100,000 (January 4-17)	Cases to Date (through January 17)	Cases per 100,000 Total	Percent Change
TIPPAH	343	1558.0	2435	11060.6	16%
COAHOMA	333	1505.2	2358	10658.1	16%
BOLIVAR	436	1423.5	4015	13108.9	12%
JONES	966	1418.5	6428	9439.3	18%
UNION	408	1415.9	3464	12021.5	13%
CLAIBORNE	124	1379.6	868	9657.3	17%
WARREN	623	1372.8	3566	7857.9	21%
WAYNE	264	1308.0	2029	10053.0	15%
TISHOMINGO	251	1294.9	1879	9694.1	15%
BENTON	106	1283.4	825	9989.1	15%
SUNFLOWER	316	1258.5	2873	11441.7	12%
PANOLA	415	1213.7	3732	10914.8	13%

\*based on available data as of 6pm CT  
 Cases based on test date. Cases without test date excluded due to ongoing investigations.  
 Table will be updated weekly. A one week lag is used for reporting.

## COVID-19 High Case MS Counties Over 2 Week Period (January 4-17, 2020\*)

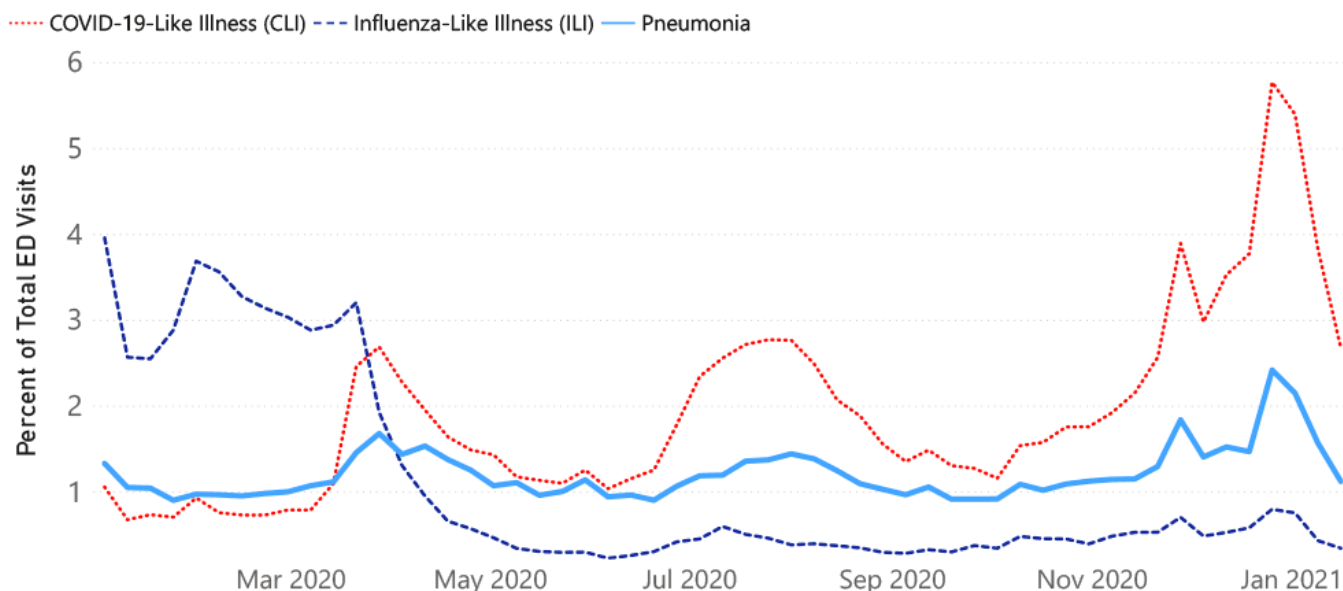
County	Cases (January 4-17)	Cases per 100,000 (January 4-17)	Cases to Date (through January 17)	Cases per 100,000 Total	Percent Change
HARRISON	2110	1014.0	13623	6547.0	18%
DESOTO	1850	1000.3	17304	9356.3	12%
HINDS	1811	781.1	16352	7053.1	12%
RANKIN	1509	971.8	10813	6964.0	16%
JACKSON	1383	963.0	10488	7302.8	15%
JONES	966	1418.5	6428	9439.3	18%
LEE	847	991.4	8872	10384.4	11%
MADISON	829	780.1	8321	7829.9	11%
LAUDERDALE	741	999.7	5935	8006.7	14%
LOWNDES	686	1170.7	5417	9244.8	15%
WARREN	623	1372.8	3566	7857.9	21%
LAFAYETTE	607	1123.7	5018	9289.3	14%

\*based on available data as of 6pm CT  
 Cases based on test date. Cases without test date excluded due to ongoing investigations.  
 Table will be updated weekly. A one week lag is used for reporting.

## Syndromic Surveillance

Emergency department visits by those with symptoms characteristic of COVID-19, influenza and pneumonia, updated weekly.

### Percentage of Emergency Department and Clinic visits for CLI, ILI, and Pneumonia Cases Weekly Statewide Summary, January 4, 2020 - January 16, 2021



\*The graph represents syndromic surveillance data from emergency department visits, reported electronically by hospitals throughout the state, that are consistent with COVID-19-Like Illness (CLI), Influenza-Like Illness (ILI), and Pneumonia. Based on available data as of 6pm CT. Graph will be updated weekly.

## Estimated Recoveries

Presumed COVID-19 cases recovered, estimated weekly (does not include cases still under investigation).

## COVID-19 Presumed Recovered Cases through January 24, 2021, Mississippi

# 222,812

## Presumed Recovered\*

\*Reflects Provisional Estimates. Presumed Recovered if:

- 1) It has been 14 days or more since the case tested positive, if they were not hospitalized
- 2) It has been 21 days or more since the case tested positive, if they were hospitalized or hospitalization was unknown.

All deaths excluded. Presumed recovered counts will be updated weekly.

## U.S. and World Cases

- ▶ [COVID-19 cases in the United States \(CDC\)](#)
- ▶ [U.S. COVID-19 Tracker \(CDC\)](#)
- ▶ [COVID-19 Global Case Map \(Johns Hopkins University\)](#)

## COVID-19 Testing

### Statewide Combined Testing as of January 23

COVID-19 testing providers around the state include commercial laboratories as well as hospital labs. Combined with testing done by the MSDH Public Health Laboratory, the figures provide a complete picture of all Mississippi testing. (Updated weekly)

**PCR** testing detects current, active COVID-19 infection in an individual.

**Antibody** (serology) testing identifies individuals with past COVID-19 infection based on antibodies they develop one to three weeks after infection.

**Antigen** testing is another way to identify current COVID-19 infection.

	Total tests	PCR	Antibody	Antigen
MSDH Public Health Laboratory	159,354	158,111	1,243	0
Other testing providers	1,993,846	1,305,523	70,846	617,477

Total tests for COVID-19 statewide	<b>2,153,200</b>	<b>1,463,634</b>	<b>72,089</b>	<b>617,477</b>
------------------------------------	------------------	------------------	---------------	----------------

## MSDH Individuals Tested as of January 24

MSDH Public Health Laboratory (MPHL) testing totals as of 3 p.m. These totals are for tests performed at the MPHL only.

- Total individuals tested by the MPHL: **103,651**
- Total positive individuals from MPHL tests: **12,264**

▶ [Getting tested for COVID-19](#)

---

## Prevention and Guidance for Individuals and the Community

▶ [Preventive steps to take, recommendations, guidance and general information on COVID-19](#)

Get COVID-19 e-mail updates daily with our free newsletter:



Last reviewed on Mar 5,

2020

[error on this](#)

[email page](#)

[print](#)

### *Related resources*

- ▶ [IT IS REAL: COVID-19 as Told by Survivors](#)
- ▶ [Free COVID-19 Testing and Local Testing Providers](#)
- ▶ [COVID-19 Guidance and Prevention for Individuals and the Community](#)  
Updated December 22, 2020

### *More topics*

- ▶ [\[ Espanol, Tieng Viet, ASL \]](#)
- ▶ [County Data](#)
- ▶ [Diagnostic Testing EUA](#)
- ▶ [Handouts and Posters](#)
- ▶ [Healthcare Professionals](#)
- ▶ [Interactive Maps and Charts](#)
- ▶ [Prevention and Safety Guidance](#)
- ▶ [School Cases and Outbreaks](#)
- ▶ [Statewide COVID-19 Data](#)
- ▶ [Testing for COVID-19](#)
- ▶ [Vaccination Against COVID-19](#)

# COVID-19 Vaccinations

Latest information

Questions and answers

Mississippi Vaccination Report

Mississippians 65 and older, or with chronic health conditions  
now qualify for vaccination.

[FULL INFORMATION](#)

## **AGENCY**

[About Us](#)

[Administration](#)

[Board of Health](#)

[County Offices](#)

[Institutional Review](#)

[Jobs](#)

[Locations](#)

[Public Health Laboratory](#)

[RFPs/Grants](#)

[More »](#)

---

[Intranet](#)

[OHIT+ER Service Center](#)

[Webmail](#)

## **INFORMATION**

[Apps](#)

[Calendar of Events](#)

[Contact Us](#)

[Meetings](#)

[Health Resources](#)

[Hotlines](#)

[Locations](#)

[News](#)

[Newsletter](#)

[Phone Numbers](#)

[Español](#)

## **I NEED A ...**

[Birth Certificate](#)

[Certificate of Need](#)

[Children's Health Insurance](#)

[Complaint Form](#)

Criminal History Check  
Death Certificate  
Divorce Record  
Food Permit  
Immunization Record  
J-1 Visa  
License Verification  
Marriage Record  
Professional License  
Public Records Request  
Wastewater Application

#### **PUBLICATIONS**

Annual Report  
CON Weekly Reports  
Health Facilities Directory  
Mississippi Morbidity Reports  
Public Health Report  
State Health Plan  
Strategic Plan  
*More »*

Mississippi State Department of Health • 570 East Woodrow Wilson Dr • Jackson, MS 39216 • 866-HLTHY4U • Contact and information

