



Coronavirus Disease 2019 (COVID-19)

Updated January 27, 2021

Mississippi COVID-19 Hotline (7 days a week, 7 a.m.–7 p.m.): **877-978-6453**

General Information

- ▶ [COVID-19 vaccinations and Mississippi vaccination summary](#)
- ▶ [Counties with mask mandates and gathering restrictions](#)
- ▶ [COVID-19 overview, questions and answers, and other resources](#)
- ▶ [COVID-19 and You: Video Q & A with State Health Officer Dr. Thomas Dobbs](#)
- ▶ [ASL, Spanish and Vietnamese materials](#)

Healthcare Professionals

Guidance and more →

- ▶ [Healthcare guidance](#)
- ▶ [Electronic reporting](#)
- ▶ [Vaccine providers](#)
- ▶ [Specimens](#)
- ▶ [Lab dropoff](#)
- ▶ [Facilities guidance](#)

[ALL HEALTHCARE](#)

Current Cases and Statistics

County and state data →

- ▶ [Today's update](#)
- ▶ [State data and reports](#)
- ▶ [County data](#)
- ▶ [Charts and maps](#)
- ▶ [Hospitalizations](#)
- ▶ [Lab testing](#)
- ▶ [Recoveries](#)

[ALL STATISTICS](#)

Prevention, Testing and Guidance

Personal and community →

- ▶ [Getting tested](#)
- ▶ [Personal protection](#)
- ▶ [Gatherings and events](#)
- ▶ [Business and community](#)
- ▶ [School guidelines](#)
- ▶ [State agencies](#)
- ▶ [Vaccinations](#)

[ALL GUIDANCE](#)

Home isolation is mandatory if you have tested positive for COVID-19 by [order of the State Health Officer](#). (If you are awaiting results of routine testing *not* related to exposure, you may [return to work](#) and follow the safety guidance of your employer.)

Quarantine is mandatory for household members of someone who has COVID-19. Home quarantine permits working under certain circumstances.

[More about isolation and quarantine »](#)

New Cases and Deaths as of January 26

NEW CASES

2,074

New COVID-19 positive test results reported to MSDH as of 6 p.m. yesterday.

TOTAL MISSISSIPPI CASES

268,672

▶ [Totals by county](#)

NEW DEATHS

65

New COVID-19 related deaths reported to MSDH as of 6 p.m. yesterday.

Twenty-nine deaths occurred between January 9 and January 26, 2021 in the counties below.

▶ [County list](#)

36 COVID-19 related deaths occurred between November 13, 2020 and January 20, 2021, identified from death certificate reports.

▶ [County list](#)

TOTAL MISSISSIPPI DEATHS

5,917

▶ [Totals by county](#)

LTC OUTBREAKS

195

Current outbreaks in long-term care (LTC) facilities only. (See [LTC facility outbreak definition](#).)

▶ [Cases by county](#)

About our case counts: We currently update our case totals each day based on test results from the previous day. Outside laboratories also report positive test results to us, which are included in our totals. Multiple positive tests for the

same individual are counted only once. County case numbers and deaths may change as investigation finds new or additional information.

Statewide COVID-19 Data and Reports

- ▶ [K-12 School Reports](#)
Weekly COVID-19 cases, outbreaks and exposure reported by Mississippi schools
- ▶ [Long-Term Care Facility and Residential Care Facility COVID-19 Reports](#)
Data reported directly to MSDH by the facility; cases and deaths in these reports may not yet be included in our totals of lab-reported cases.
- ▶ [Ongoing Outbreaks in Nursing Homes](#)
A wide variety of data from the Centers for Medicare and Medicaid (CMS)
- ▶ [Deaths from COVID-19 and Other Causes](#) PDF
Provisional counts by week of deaths from COVID-19, pneumonia/influenza, and heart disease
- ▶ [Laboratory Testing](#)
Number and type of COVID-19 tests performed
- ▶ [Mississippi COVID-19 Vaccination Report](#) PDF
Vaccinations distributed and administered as reported to MSDH by vaccination providers
- ▶ [Statewide data charts](#)

County COVID-19 Data

Race and Ethnicity

- ▶ [Total COVID-19 cases and deaths by county, race and ethnicity](#) PDF
Current and past data tables, updated daily

Data Snapshots for Individual Counties

- ▶ [Weekly COVID-19 snapshots for each Mississippi county](#)

High Cases and Incidence

- ▶ [Map of Mississippi counties by 7-day incidence](#)
- ▶ [Table of counties ranked by weekly cases and incidence](#)

Cumulative Cases and Deaths by County

Totals of all reported COVID-19 cases, including those in long-term care (LTC) facilities.

The numbers in this table are provisional. County case numbers and deaths may change as investigation finds new or additional information. The data provided below is the most current available.

County	Total Cases	Total Deaths	Total LTC Facility Cases	Total LTC Facility Deaths
Adams	2181	72	72	15
Alcorn	2762	57	129	20
Total	268,672	5,917	10,169	1,889

County	Total Cases	Total Deaths	Total LTC Facility Cases	Total LTC Facility Deaths
Amite	1038	29	54	7
Attala	1982	65	173	36
Benton	874	23	45	10
Bolivar	4187	111	225	31
Calhoun	1431	22	28	4
Carroll	1077	22	48	9
Chickasaw	1915	46	53	15
Choctaw	649	14	1	0
Claiborne	904	26	45	9
Clarke	1510	62	122	30
Clay	1695	38	27	3
Coahoma	2536	56	129	11
Copiah	2546	49	79	9
Covington	2261	73	136	39
De Soto	18020	198	113	24
Forrest	6324	126	224	50
Franklin	715	17	40	4
George	2110	41	59	7
Greene	1159	30	52	6
Grenada	2258	74	154	32
Hancock	3042	63	69	14
Harrison	14654	214	482	65
Hinds	17192	342	797	123
Holmes	1732	68	103	20
Humphreys	862	25	33	8
Issaquena	161	6	0	0
Itawamba	2726	65	125	22
Jackson	11146	194	230	30
Jasper	1858	39	37	2
Jefferson	575	21	40	5
Jefferson Davis	902	31	8	1
Jones	6934	120	217	41
Kemper	818	20	45	9
Total	268,672	5,917	10,169	1,889

County	Total Cases	Total Deaths	Total LTC Facility Cases	Total LTC Facility Deaths
Lafayette	5295	102	188	54
Lamar	5155	65	53	13
Lauderdale	6212	198	430	94
Lawrence	1093	17	27	2
Leake	2393	67	89	14
Lee	9160	149	215	41
Leflore	3148	110	234	52
Lincoln	3114	89	173	37
Lowndes	5623	124	256	59
Madison	8736	173	359	69
Marion	2307	74	158	24
Marshall	3622	73	64	15
Monroe	3746	112	189	55
Montgomery	1131	36	54	9
Neshoba	3528	160	199	58
Newton	2027	48	86	15
Noxubee	1147	26	35	6
Oktibbeha	4136	86	215	36
Panola	3907	84	102	13
Pearl River	3578	107	161	33
Perry	1064	31	21	7
Pike	2759	85	125	34
Pontotoc	3834	61	78	7
Prentiss	2572	55	99	15
Quitman	716	11	0	0
Rankin	11404	225	390	60
Scott	2680	55	103	9
Sharkey	459	17	43	8
Simpson	2460	72	157	20
Smith	1342	26	60	8
Stone	1547	27	84	14
Sunflower	2960	79	117	19
Tallahatchie	1588	35	50	7
Total	268,672	5,917	10,169	1,889

County	Total Cases	Total Deaths	Total LTC Facility Cases	Total LTC Facility Deaths
Tate	2829	64	80	19
Tippah	2526	52	116	8
Tishomingo	1978	61	102	27
Tunica	897	22	18	2
Union	3619	66	131	21
Walthall	1166	38	68	13
Warren	3766	103	169	38
Washington	4984	125	189	39
Wayne	2193	37	69	11
Webster	990	24	58	11
Wilkinson	603	25	24	5
Winston	2089	71	116	37
Yalobusha	1254	35	82	22
Yazoo	2599	56	139	18
Total	268,672	5,917	10,169	1,889

Case Classifications

Mississippi investigates and reports both probable and confirmed cases and deaths according to the [CSTE case definition](#).

	Confirmed	Probable	Total
Cases	170,594	98,078	268,672
Deaths	4,331	1,586	5,917

Confirmed cases and deaths are generally determined by positive PCR tests, which detect the presence of ongoing coronavirus infection.

Probable cases are those who test positive by other testing methods such as antibody or antigen, and have recent symptoms consistent with COVID-19, indicating a recent infection.

Probable deaths are those individuals with a designation of COVID-19 as a cause of death on the death certificate, but where no confirmatory testing was performed.

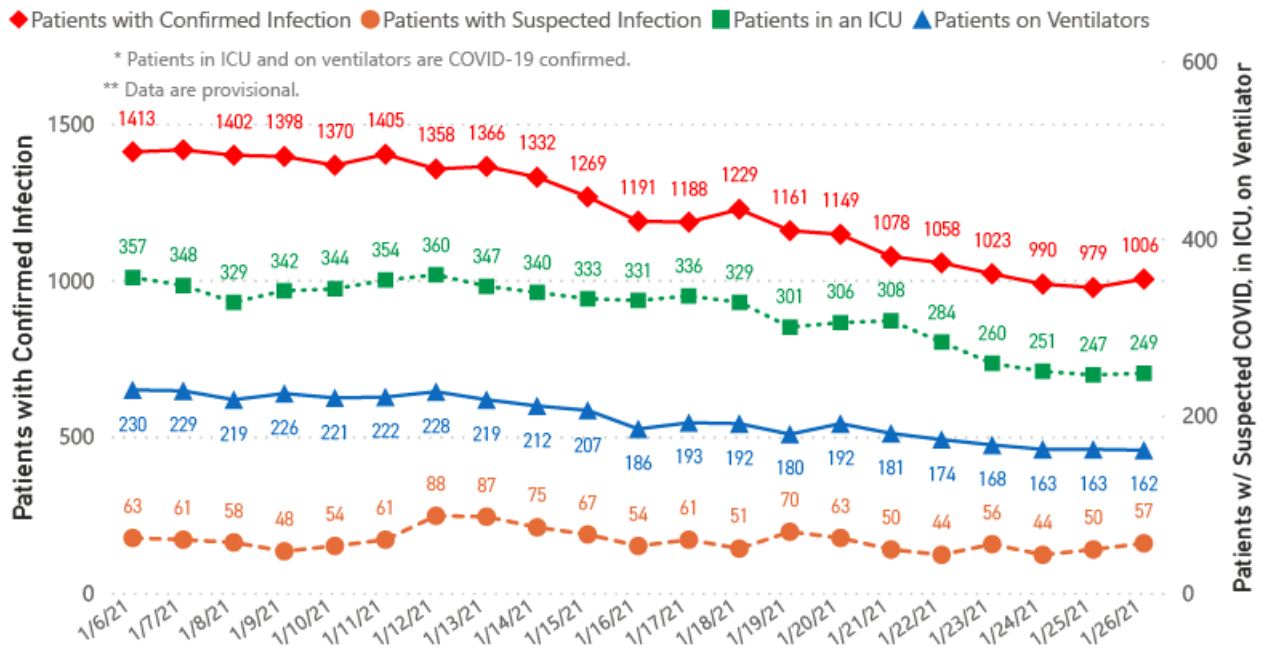
Mississippi COVID-19 Data Charts and Maps

All data reports below are updated as they become available.

Hospitalizations and Bed Availability

► [View interactive hospitalization charts](#)

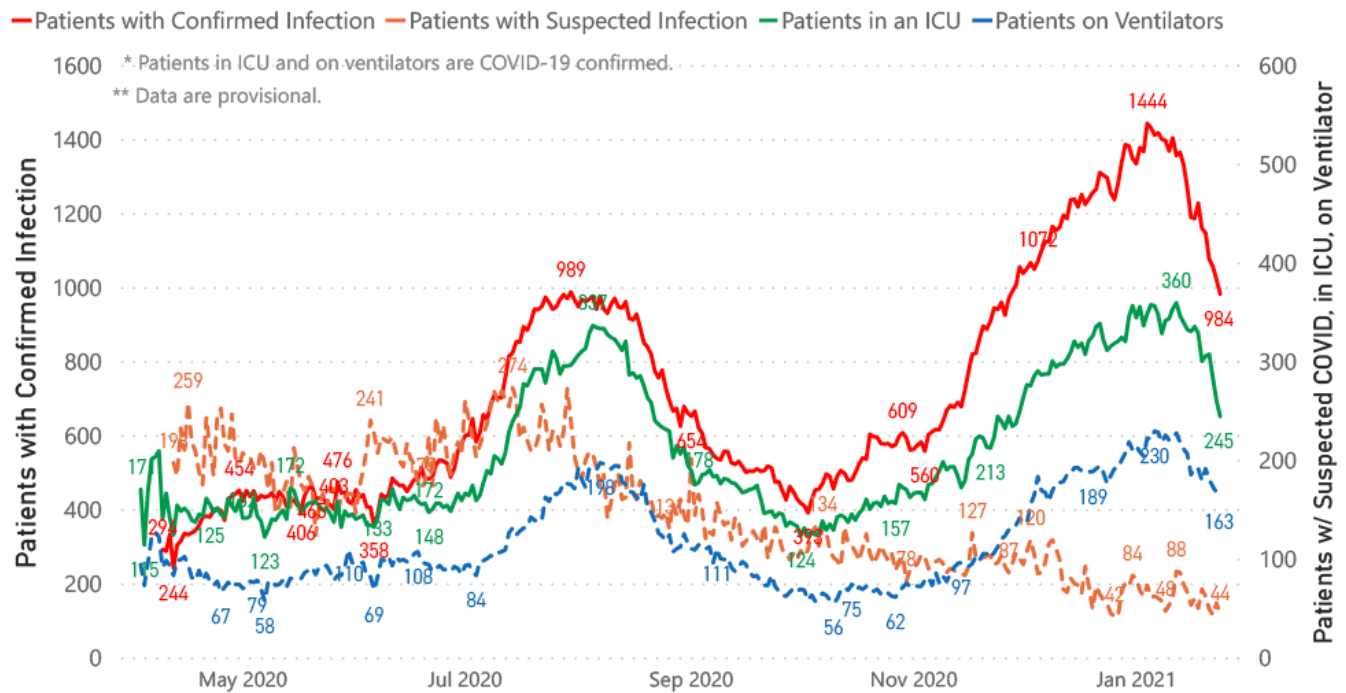
COVID-19 Hospitalizations Reported by MS Hospitals, 1/6/21 - 1/26/21 **, **



Hospitalization and ICU Use to Date

Updated weekly

COVID-19 Hospitalizations Trends, Reported by MS Hospitals as of 1/24/21 **, **



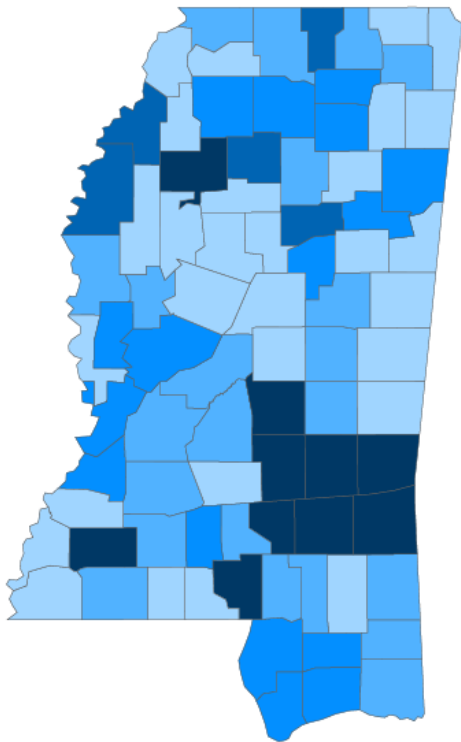
Daily Case Maps

► [View all interactive maps](#)

Recent COVID-19 Activity

The chart below shows counties according to COVID-19 incidence (cases by population) over the last 7 days. Also see [weekly county incidence tables](#)

Mississippi COVID-19 Cases Incidence Rate * as of January 26, 2021



7 Day Average
New Cases

1,692.1

7 Day Average
Incidence Rate *

57.4

Cumulative Cases

268,672

2019 Estimated Population

2,976,149

County	Incidence Rate	New Cases (7-Day Avg)	2019 Est. Population	Mask Mandate Status	Mask Mandate Started	Mask Mandate Ended
Wayne	114.0	23.0	20,183	None		
Tallahatchie	109.7	15.1	13,809	None		
Smith	103.2	16.4	15,916	None		
Jasper	99.4	16.3	16,383	None		
Jones	94.6	64.4	68,098	Active	11/24/20	
Marion	91.3	22.4	24,573	None		
Scott	87.4	24.6	28,124	None		
Clarke	85.5	13.3	15,541	None		
Covington	85.1	15.9	18,636	Active	11/11/20	
Franklin	81.5	6.3	7,713	None		

● <50.0 ● 50.0 to 60.0 ● 60.0 to 70.0 ● 70.0 to 80.0 ● >80.0

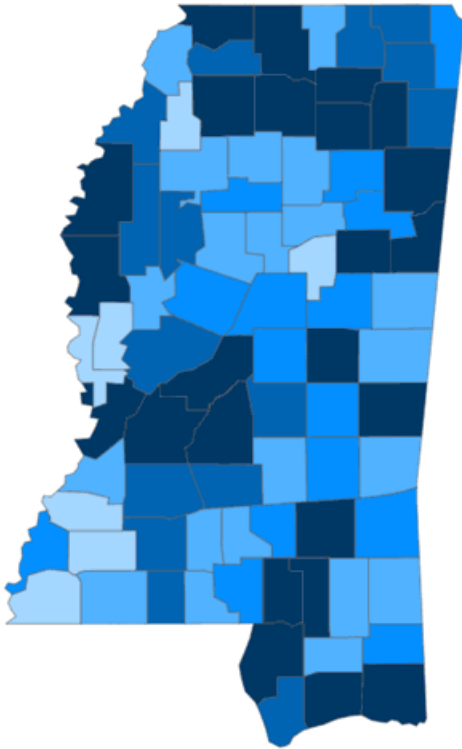
* Based on average daily new cases of past 7 days per 100,000 population.

Cumulative COVID-19 Cases

Total cases and deaths by county since the start of the pandemic. Also see [weekly estimate of recoveries](#)

Mississippi COVID-19
Cases and Deaths by Race with Ethnicity
as of 6 pm CT, January 26, 2021

Total Cases
268,672



	American Indian or Alaska Native	Asian	Black	White	Other	Unknown
Non Hispanic	1,071	909	72,322	101,005	2,640	2,139
Hispanic	49	31	342	1,748	3,096	620
Unknown Ethnicity	949	315	16,744	25,162	6,795	32,735

Total Deaths
5,917

	American Indian or Alaska Native	Asian	Black	White	Other	Unknown
Non Hispanic	80	10	2,049	2,660	33	12
Hispanic	1	0	7	28	17	2
Unknown Ethnicity	23	7	310	485	52	141

● 1 to 800 ● 801 to 1600 ● 1601 to 2400 ● 2401 to 3200 ● >3200

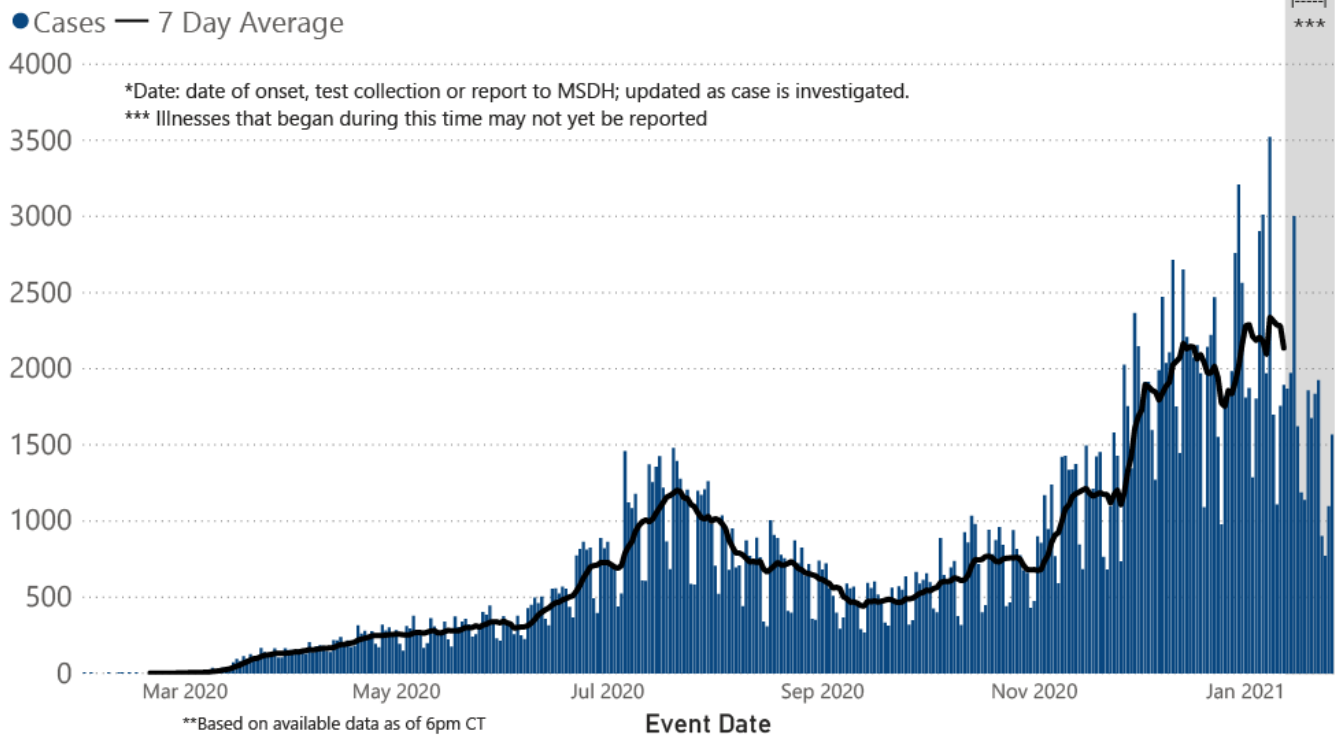
Daily Statewide Data Charts

Our state case map and other data charts are also available in interactive form.

▶ [View interactive epidemiological and surveillance charts](#)

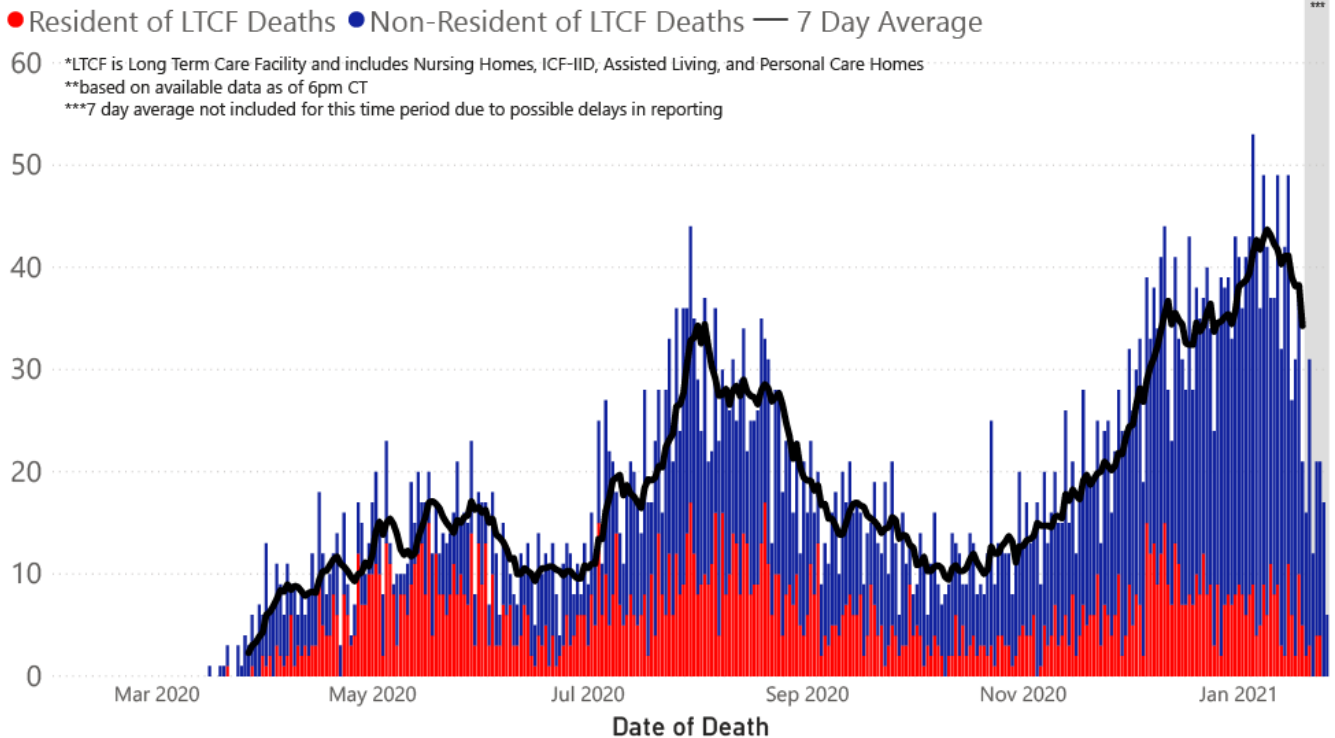
The charts below are based on available data at the time of publication. Charts do **not** include cases where insufficient details of the case are known.

COVID-19 Cases by Date* through January 26, 2021**, Mississippi

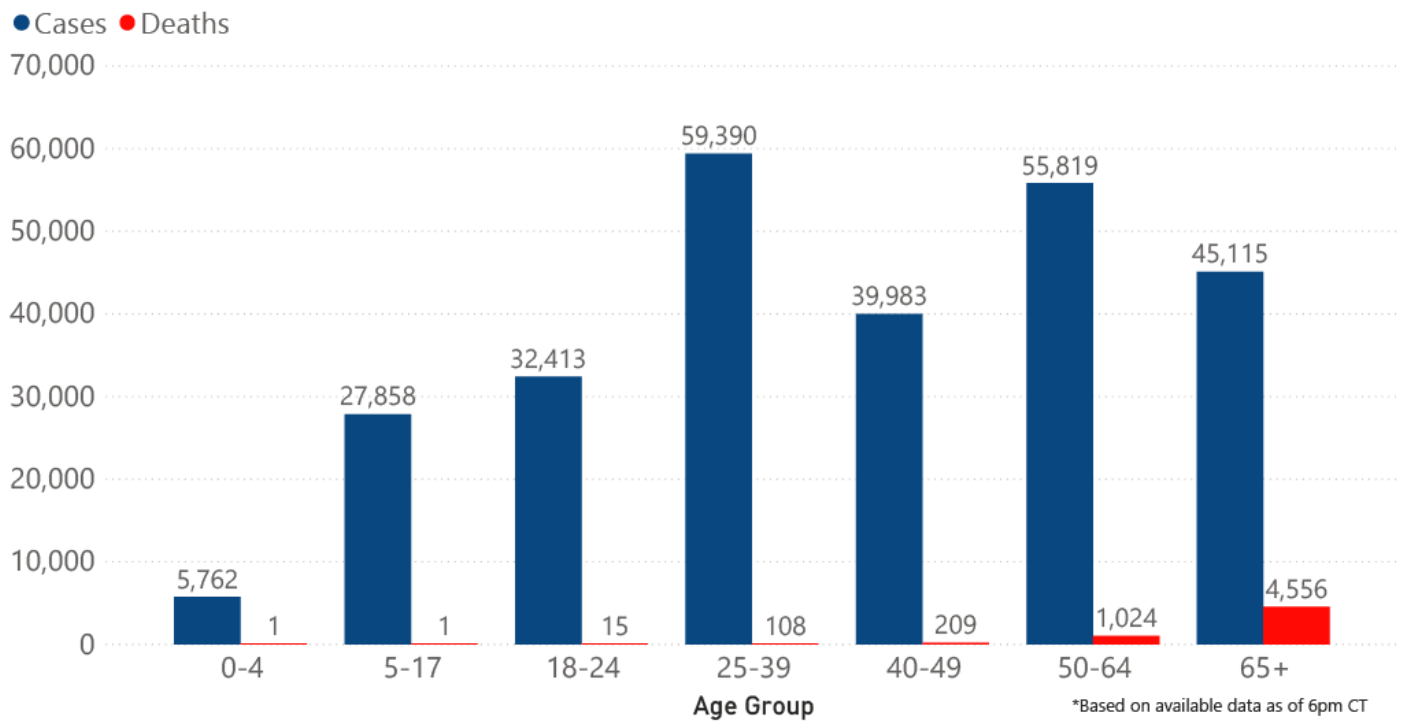


Note: Values up to two weeks in the past on the chart of Cases by Date above can change as we update it with new information from disease investigation.

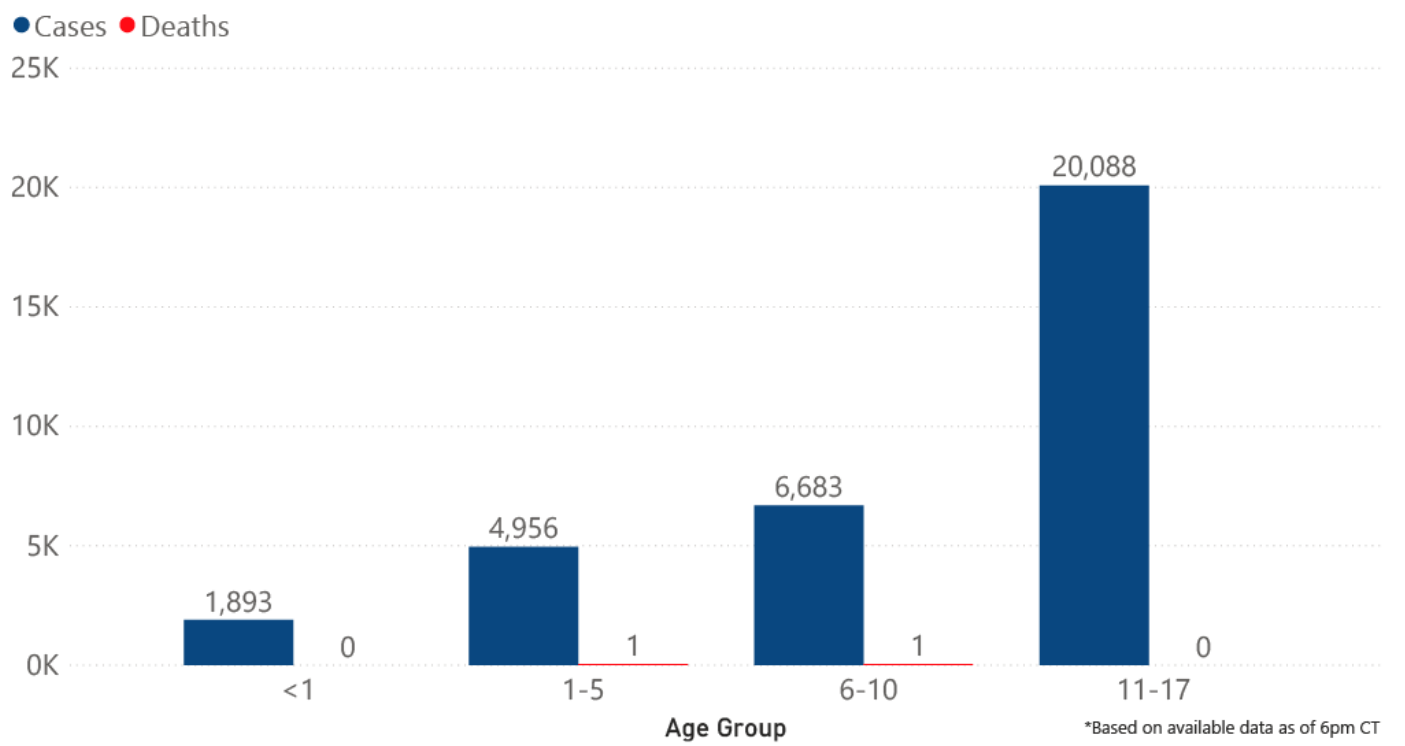
COVID-19 LTCF* and Non-LTCF Deaths by Date of Death through January 26, 2021**, Mississippi



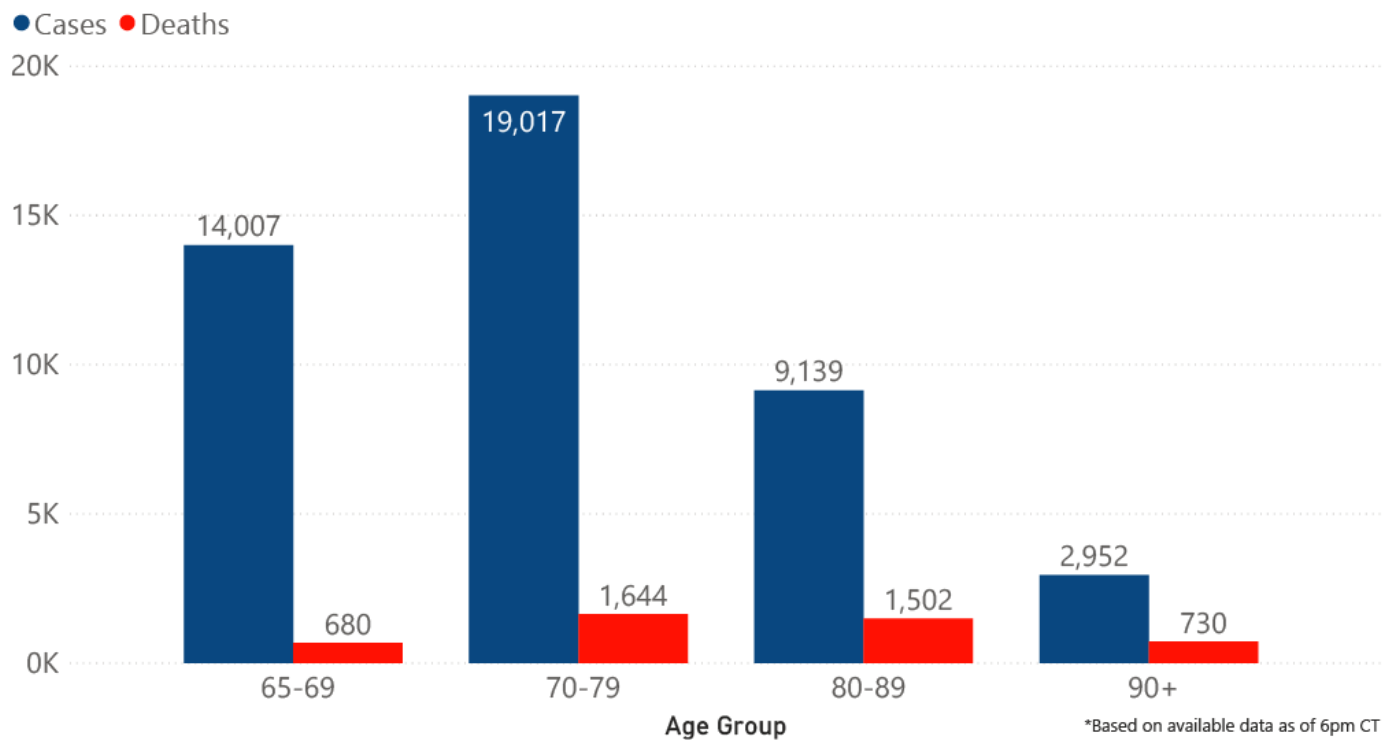
COVID-19 Cases and Deaths by Age Group through January 26, 2021*, Mississippi



COVID-19 Pediatric Cases and Deaths by Age Group through January 26, 2021*, Mississippi



COVID-19 Geriatric Cases and Deaths by Age Group through January 26, 2021*, Mississippi



Weekly Statewide Data Charts

Includes:

- Cases, deaths and hospitalizations, analyzed by age, race/ethnicity, gender and other factors
- MIS-C cases and deaths
- Counties with high COVID-19 cases and incidence
- Syndromic surveillance

► [All weekly charts](#)

Estimated Recoveries

Presumed COVID-19 cases recovered, estimated weekly (does not include cases still under investigation).

COVID-19 Presumed Recovered Cases through January 24, 2021, Mississippi

222,812

Presumed Recovered*

*Reflects Provisional Estimates. Presumed Recovered if:

- 1) It has been 14 days or more since the case tested positive, if they were not hospitalized
- 2) It has been 21 days or more since the case tested positive, if they were hospitalized or hospitalization was unknown.

All deaths excluded. Presumed recovered counts will be updated weekly.

U.S. and World Cases

- ▶ [COVID-19 cases in the United States \(CDC\)](#)
- ▶ [U.S. COVID-19 Tracker \(CDC\)](#)
- ▶ [COVID-19 Global Case Map \(Johns Hopkins University\)](#)

COVID-19 Testing

Statewide Combined Testing as of January 23

COVID-19 testing providers around the state include commercial laboratories as well as hospital labs. Combined with testing done by the MSDH Public Health Laboratory, the figures provide a complete picture of all Mississippi testing. (Updated weekly)

PCR testing detects current, active COVID-19 infection in an individual.

Antibody (serology) testing identifies individuals with past COVID-19 infection based on antibodies they develop one to three weeks after infection.

Antigen testing is another way to identify current COVID-19 infection.

	Total tests	PCR	Antibody	Antigen
MSDH Public Health Laboratory	159,354	158,111	1,243	0
Other testing providers	1,993,846	1,305,523	70,846	617,477
Total tests for COVID-19 statewide	2,153,200	1,463,634	72,089	617,477

MSDH Individuals Tested as of January 26

MSDH Public Health Laboratory (MPHL) testing totals as of 3 p.m. These totals are for tests performed at the MPHL only.

- Total individuals tested by the MPHL: **103,741**
- Total positive individuals from MPHL tests: **12,638**

▶ [Getting tested for COVID-19](#)

Prevention and Guidance for Individuals and the Community

▶ [Preventive steps to take, recommendations, guidance and general information on COVID-19](#)

Get COVID-19 e-mail updates daily with our free newsletter:



Last reviewed on Mar 5,

2020

[error on this](#)

[email page](#)

[print](#)

Related resources

- ▶ [IT IS REAL: COVID-19 as Told by Survivors](#)
- ▶ [Free COVID-19 Testing and Local Testing Providers](#)
- ▶ [COVID-19 Guidance and Prevention for Individuals and the Community](#)
Updated December 22, 2020

More topics

- ▶ [\[Espanol, Tieng Viet, ASL \]](#)
- ▶ [County Data](#)
- ▶ [Diagnostic Testing EUA](#)
- ▶ [Handouts and Posters](#)
- ▶ [Healthcare Professionals](#)
- ▶ [Interactive Maps and Charts](#)
- ▶ [Prevention and Safety Guidance](#)
- ▶ [School Cases and Outbreaks](#)
- ▶ [Statewide COVID-19 Data](#)
- ▶ [Testing for COVID-19](#)
- ▶ [Vaccination Against COVID-19](#)

Free COVID-19 Rapid Testing

Free drive-through testing open to the public

Available in all counties

No symptoms required for college students and others

[Check our weekly schedule of free testing locations statewide](#)

[FULL INFORMATION](#)

[About Us](#)
[Administration](#)
[Board of Health](#)
[County Offices](#)
[Institutional Review](#)
[Jobs](#)
[Locations](#)
[Public Health Laboratory](#)
[RFPs/Grants](#)
[More »](#)

[Intranet](#)
[OHIT+ER Service Center](#)
[Webmail](#)

INFORMATION

[Apps](#)
[Calendar of Events](#)
[Contact Us](#)
[Meetings](#)
[Health Resources](#)
[Hotlines](#)
[Locations](#)
[News](#)
[Newsletter](#)
[Phone Numbers](#)
[Español](#)

I NEED A ...

[Birth Certificate](#)
[Certificate of Need](#)
[Children's Health Insurance](#)
[Complaint Form](#)
[Criminal History Check](#)
[Death Certificate](#)
[Divorce Record](#)
[Food Permit](#)
[Immunization Record](#)
[J-1 Visa](#)
[License Verification](#)
[Marriage Record](#)
[Professional License](#)
[Public Records Request](#)
[Wastewater Application](#)

PUBLICATIONS

[Annual Report](#)

[CON Weekly Reports](#)

[Health Facilities Directory](#)

[Mississippi Morbidity Reports](#)

[Public Health Report](#)

[State Health Plan](#)

[Strategic Plan](#)

[More »](#)

Mississippi State Department of Health • 570 East Woodrow Wilson Dr • Jackson, MS 39216 • 866-HLTHY4U • [Contact and information](#)

