



## Coronavirus Disease 2019 (COVID-19)

*Updated January 29, 2021*

Mississippi COVID-19 Hotline (7 days a week, 7 a.m.–7 p.m.): **877-978-6453**

**Second-dose vaccinations:** You may now schedule your second dose appointment as soon as you receive your first vaccination. No need to wait for a week or two before scheduling online.

---

## General Information

- ▶ [COVID-19 vaccinations and Mississippi vaccination summary](#)
- ▶ [Counties with mask mandates and gathering restrictions](#)
- ▶ [COVID-19 overview, questions and answers, and other resources](#)
- ▶ [COVID-19 and You: Video Q & A with State Health Officer Dr. Thomas Dobbs](#)
- ▶ [ASL, Spanish and Vietnamese materials](#)

## Healthcare Professionals

Guidance and more →

- ▶ [Healthcare guidance](#)
- ▶ [Electronic reporting](#)

- ▶ [Vaccine providers](#)
- ▶ [Specimens](#)
- ▶ [Lab dropoff](#)
- ▶ [Facilities guidance](#)
- ▶ [MS-HAN Alerts](#)

---

## [ALL HEALTHCARE](#)

### Current Cases and Statistics

County and state data →

- ▶ [Today's update](#)
- ▶ [State data and reports](#)
- ▶ [County data](#)
- ▶ [Charts and maps](#)
- ▶ [Hospitalizations](#)
- ▶ [Lab testing](#)
- ▶ [Recoveries](#)

---

## [ALL STATISTICS](#)

### Prevention, Testing and Guidance

Personal and community →

- ▶ [Getting tested](#)
- ▶ [Personal protection](#)
- ▶ [Gatherings and events](#)
- ▶ [Business and community](#)
- ▶ [School guidelines](#)
- ▶ [State agencies](#)
- ▶ [Vaccinations](#)

---

## [ALL GUIDANCE](#)

**Home isolation is mandatory if you have tested positive for COVID-19** by [order of the State Health Officer](#). (If you are awaiting results of routine testing *not* related to exposure, you may [return to work](#) and follow the safety guidance of your employer.)

**Quarantine is mandatory for household members** of someone who has COVID-19. Home quarantine permits working under certain circumstances.

[More about isolation and quarantine »](#)

# COVID-19 in Mississippi

## New Cases and Deaths as of January 28

### NEW CASES

**2,186**

New COVID-19 positive test results reported to MSDH as of 6 p.m. yesterday.

### TOTAL MISSISSIPPI CASES

**272,662**

▶ [Totals by county](#)

### NEW DEATHS

**38**

New COVID-19 related deaths reported to MSDH as of 6 p.m. yesterday.

Fifteen deaths occurred between January 24 and January 28, 2021 in the counties below.

▶ [County list](#)

23 COVID-19 related deaths occurred between December 5, 2020 and January 22, 2021, identified from death certificate reports.

▶ [County list](#)

### TOTAL MISSISSIPPI DEATHS

**5,983**

▶ [Totals by county](#)

### LTC OUTBREAKS

**181**

Current outbreaks in long-term care (LTC) facilities only. (See [LTC facility outbreak definition.](#))

▶ [Cases by county](#)

**About our case counts:** We currently update our case totals each day based on test results from the previous day. Outside laboratories also report positive test results to us, which are included in our totals. Multiple positive tests for the same individual are counted only once. County case numbers and deaths may change as investigation finds new or additional information.

## Statewide COVID-19 Data and Reports

- ▶ [K-12 School Reports](#)  
Weekly COVID-19 cases, outbreaks and exposure reported by Mississippi schools
- ▶ [Long-Term Care Facility and Residential Care Facility COVID-19 Reports](#)  
Data reported directly to MSDH by the facility; cases and deaths in these reports may not yet be included in our totals of lab-reported cases.
- ▶ [Ongoing Outbreaks in Nursing Homes](#)  
A wide variety of data from the Centers for Medicare and Medicaid (CMS)
- ▶ [Deaths from COVID-19 and Other Causes](#) PDF  
Provisional counts by week of deaths from COVID-19, pneumonia/influenza, and heart disease
- ▶ [Laboratory Testing](#)  
Number and type of COVID-19 tests performed
- ▶ [Mississippi COVID-19 Vaccination Report](#) PDF  
Vaccinations distributed and administered as reported to MSDH by vaccination providers
- ▶ [Statewide data charts](#)

## County COVID-19 Data

### Race and Ethnicity

- ▶ [Total COVID-19 cases and deaths by county, race and ethnicity](#) PDF  
Current and past data tables, updated daily

### Data Snapshots for Individual Counties

- ▶ [Weekly COVID-19 snapshots for each Mississippi county](#)

### High Cases and Incidence

- ▶ [Map of Mississippi counties by 7-day incidence](#)
- ▶ [Table of counties ranked by weekly cases and incidence](#)

### Cumulative Cases and Deaths by County

Totals of all reported COVID-19 cases, including those in long-term care (LTC) facilities.

**The numbers in this table are provisional.** County case numbers and deaths may change as investigation finds new or additional information. The data provided below is the most current available.

County	Total Cases	Total Deaths	Total LTC Facility Cases	Total LTC Facility Deaths
<a href="#">Adams</a>	2199	72	72	15
<b>Total</b>	<b>272,662</b>	<b>5,983</b>	<b>10,199</b>	<b>1,899</b>

County	Total Cases	Total Deaths	Total LTC Facility Cases	Total LTC Facility Deaths
Alcorn	2797	57	129	20
Amite	1058	29	54	7
Attala	1998	65	173	36
Benton	882	23	45	10
Bolivar	4272	111	226	31
Calhoun	1477	23	28	4
Carroll	1091	22	48	9
Chickasaw	1928	47	53	15
Choctaw	662	14	1	0
Claiborne	910	26	45	9
Clarke	1554	64	122	30
Clay	1708	40	27	3
Coahoma	2574	56	129	11
Copiah	2584	50	79	9
Covington	2290	73	136	39
De Soto	18239	199*	113	24
Forrest	6396	127	225	50
Franklin	716	17	40	4
George	2133	42	59	7
Greene	1169	31	52	6
Grenada	2280	74	155	32
Hancock	3107	65	69	14
Harrison	15045	216	481	65
Hinds	17419	348	797	127
Holmes	1753	68	103	20
Humphreys	873	25	34	8
Issaquena	161	6	0	0
Itawamba	2758	65	125	22
Jackson	11355	195	230	30
Jasper	1915	39	38	2
Jefferson	583	23	40	7
Jefferson Davis	923	31	8	1
Jones	7132	120	218	41
<b>Total</b>	<b>272,662</b>	<b>5,983</b>	<b>10,199</b>	<b>1,899</b>

County	Total Cases	Total Deaths	Total LTC Facility Cases	Total LTC Facility Deaths
Kemper	833	20	45	9
Lafayette	5369	103	188	54
Lamar	5214	66	53	13
Lauderdale	6314	201	433	94
Lawrence	1110	17	27	2
Leake	2405	68	88	14
Lee	9241	149	215	41
Leflore	3188	114	233	52
Lincoln	3169	92	173	37
Lowndes	5679	126	256	61
Madison	8856	173	359	69
Marion	2344	74	158	24
Marshall	3673	75*	64	15
Monroe	3791	114	189	55
Montgomery	1142	36	54	9
Neshoba	3546	160	201	58
Newton	2052	48	87	15
Noxubee	1160	26	35	6
Oktibbeha	4192	87	215	36
Panola	3971	85	102	13
Pearl River	3669	109	172	33
Perry	1081	32	21	7
Pike	2794	87	125	34
Pontotoc	3880	62	78	7
Prentiss	2588	55	99	15
Quitman	730	11	0	0
Rankin	11568	228	390	61
Scott	2720	55	105	9
Sharkey	469	17	43	8
Simpson	2481	73	158	20
Smith	1374	26	60	8
Stone	1573	27	84	14
Sunflower	2995	80	117	19
<b>Total</b>	<b>272,662</b>	<b>5,983</b>	<b>10,199</b>	<b>1,899</b>

County	Total Cases	Total Deaths	Total LTC Facility Cases	Total LTC Facility Deaths
Tallahatchie	1598	36	50	7
Tate	2856	64	80	19
Tippah	2567	54	116	9
Tishomingo	1996	62	102	27
Tunica	907	22	18	2
Union	3685	67	131	21
Walthall	1181	38	68	13
Warren	3839	105	169	38
Washington	5017	125	189	39
Wayne	2258	38	69	11
Webster	1001	24	58	11
Wilkinson	606	25	25	5
Winston	2115	72	122	37
Yalobusha	1282	35	82	22
Yazoo	2642	57	139	18
<b>Total</b>	<b>272,662</b>	<b>5,983</b>	<b>10,199</b>	<b>1,899</b>

\* **Note:** A death previously reported in De Soto county has been corrected to Marshall County.

## Case Classifications

Mississippi investigates and reports both probable and confirmed cases and deaths according to the [CSTE case definition](#).

	Confirmed	Probable	Total
Cases	172,305	100,357	<b>272,662</b>
Deaths	4,356	1,627	<b>5,983</b>

Confirmed cases and deaths are generally determined by positive PCR tests, which detect the presence of ongoing coronavirus infection.

Probable cases are those who test positive by other testing methods such as antibody or antigen, and have recent symptoms consistent with COVID-19, indicating a recent infection.

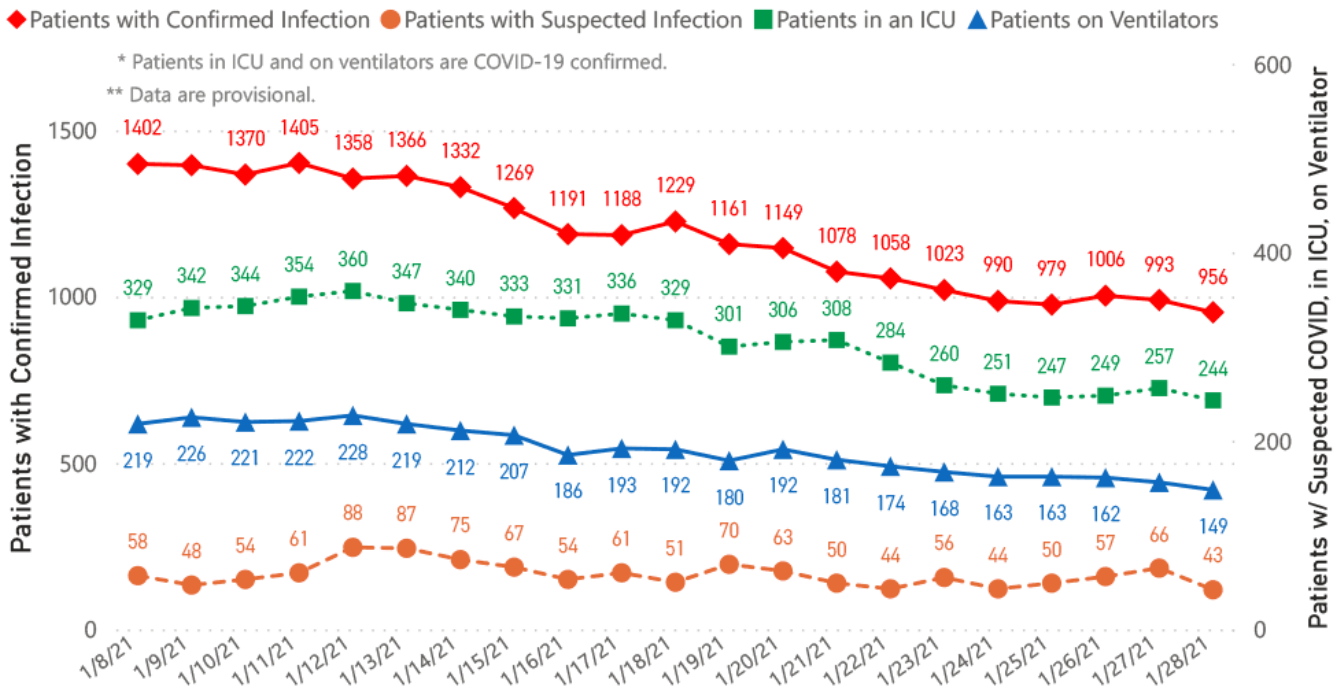
Probable deaths are those individuals with a designation of COVID-19 as a cause of death on the death certificate, but where no confirmatory testing was performed.

## Mississippi COVID-19 Data Charts and Maps

All data reports below are updated as they become available.

## Hospitalizations and Bed Availability

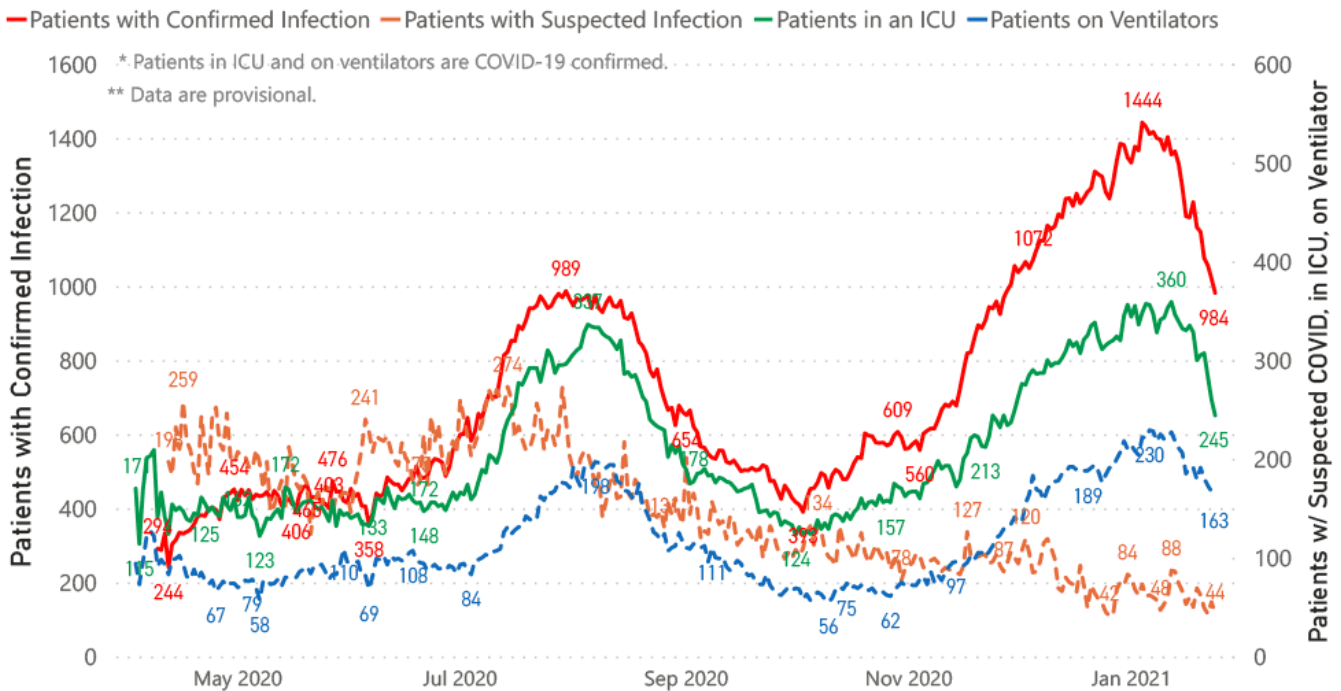
### COVID-19 Hospitalizations Reported by MS Hospitals, 1/8/21 - 1/28/21 \*,\*\*



### Hospitalization and ICU Use to Date

Updated weekly

### COVID-19 Hospitalizations Trends, Reported by MS Hospitals as of 1/24/21 \*,\*\*





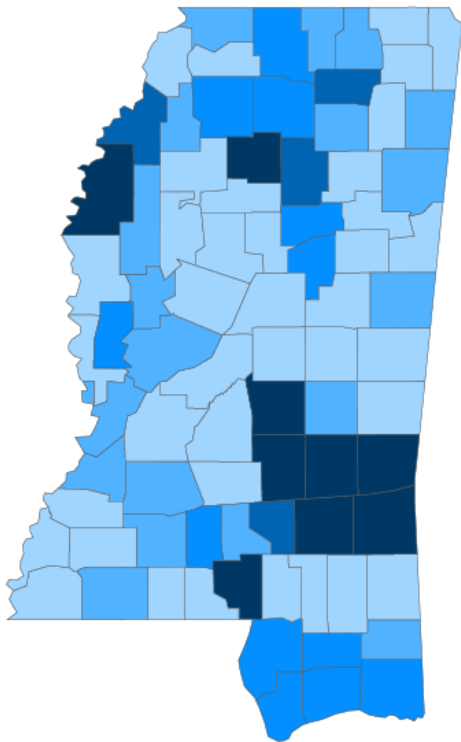
## Daily Case Maps

[View all interactive maps](#)

### Recent COVID-19 Activity

The chart below shows counties according to COVID-19 incidence (cases by population) over the last 7 days. Also see [weekly county incidence tables](#)

### Mississippi COVID-19 Cases Incidence Rate \* as of January 28, 2021



7 Day Average  
New Cases  
**1,642.1**

7 Day Average  
Incidence Rate \*  
**55.1**

Cumulative Cases  
**272,662**

2019 Estimated Population  
**2,976,149**

County	Incidence Rate	New Cases (7-Day Avg)	2019 Est. Population	Mask Mandate Status	Mask Mandate Started	Mask Mandate Ended
Wayne	123.2	24.9	20,183	None		
Jasper	119.5	19.6	16,383	None		
Jones	110.1	75.0	68,098	Active	11/24/20	
Clarke	98.4	15.3	15,541	None		
Smith	87.1	13.9	15,916	None		
Bolivar	86.3	26.4	30,628	Active	11/24/20	
Yalobusha	83.8	10.1	12,108	Active	11/10/20	
Marion	82.6	20.3	24,573	None		
Scott	81.3	22.9	28,124	None		
Calhoun	77.6	11.1	14,361	None		

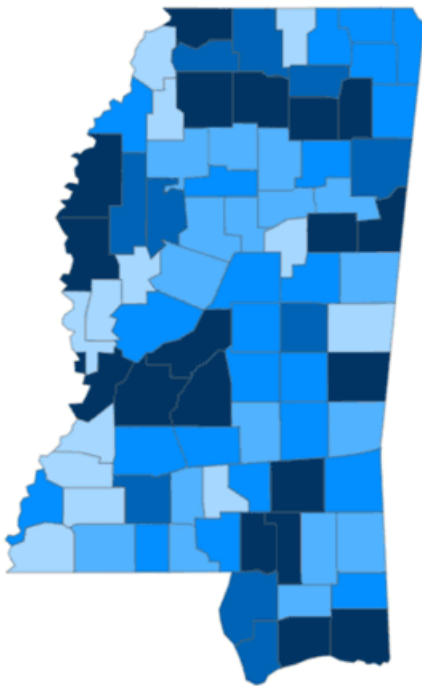
● <50.0 ● 50.0 to 60.0 ● 60.0 to 70.0 ● 70.0 to 80.0 ● >80.0

\* Based on average daily new cases of past 7 days per 100,000 population.

### Cumulative COVID-19 Cases

Total cases and deaths by county since the start of the pandemic. Also see [weekly estimate of recoveries](#)

Mississippi COVID-19  
Cases and Deaths by Race with Ethnicity  
as of 6 pm CT, January 28, 2021



1 to 950 951 to 1900 1901 to 2850 2851 to 3800 >3800

Total Cases  
**272,662**

	American Indian or Alaska Native	Asian	Black	White	Other	Unknown
Non Hispanic	1,077	937	73,417	102,783	2,664	2,203
Hispanic	49	32	350	1,783	3,146	630
Unknown Ethnicity	961	315	16,856	25,433	6,838	33,188

Total Deaths  
**5,983**

	American Indian or Alaska Native	Asian	Black	White	Other	Unknown
Non Hispanic	81	10	2,067	2,694	33	12
Hispanic	1	0	7	28	17	2
Unknown Ethnicity	23	7	312	493	54	142

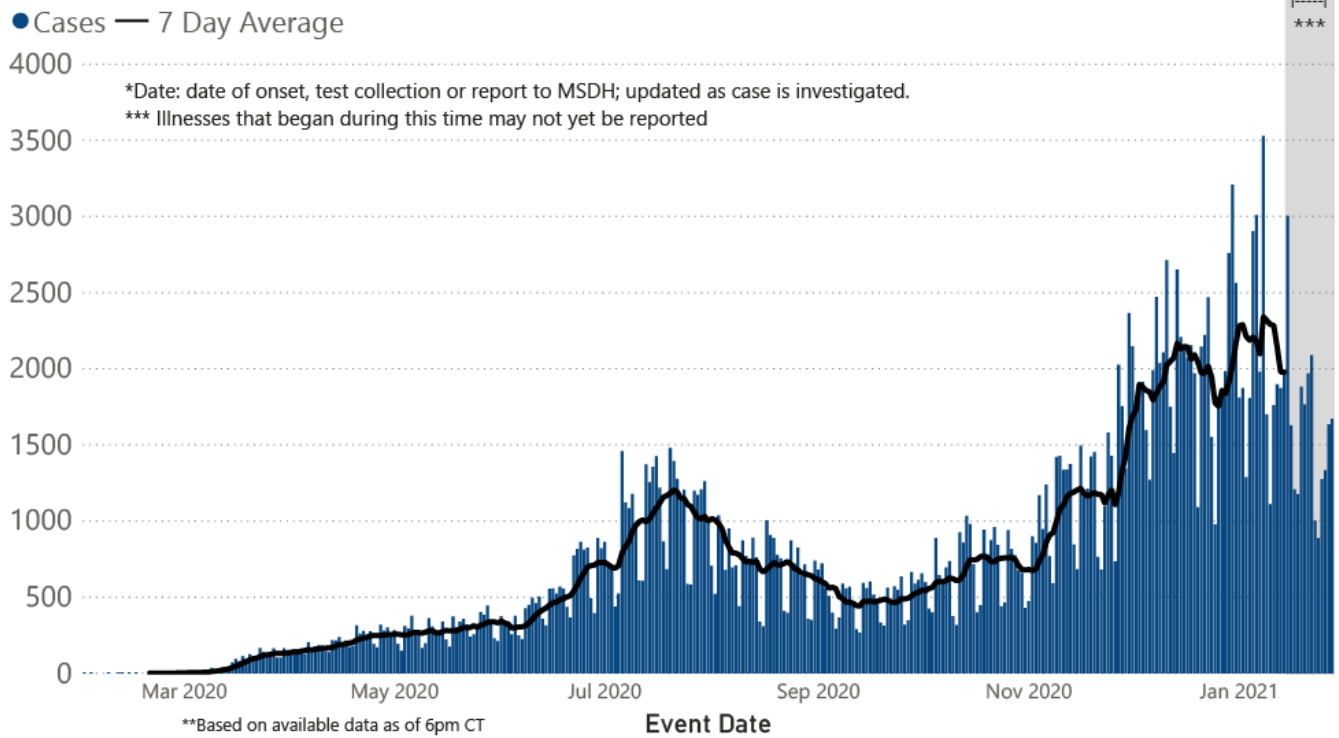
## Daily Statewide Data Charts

Our state case map and other data charts are also available in interactive form.

▶ [View interactive epidemiological and surveillance charts](#)

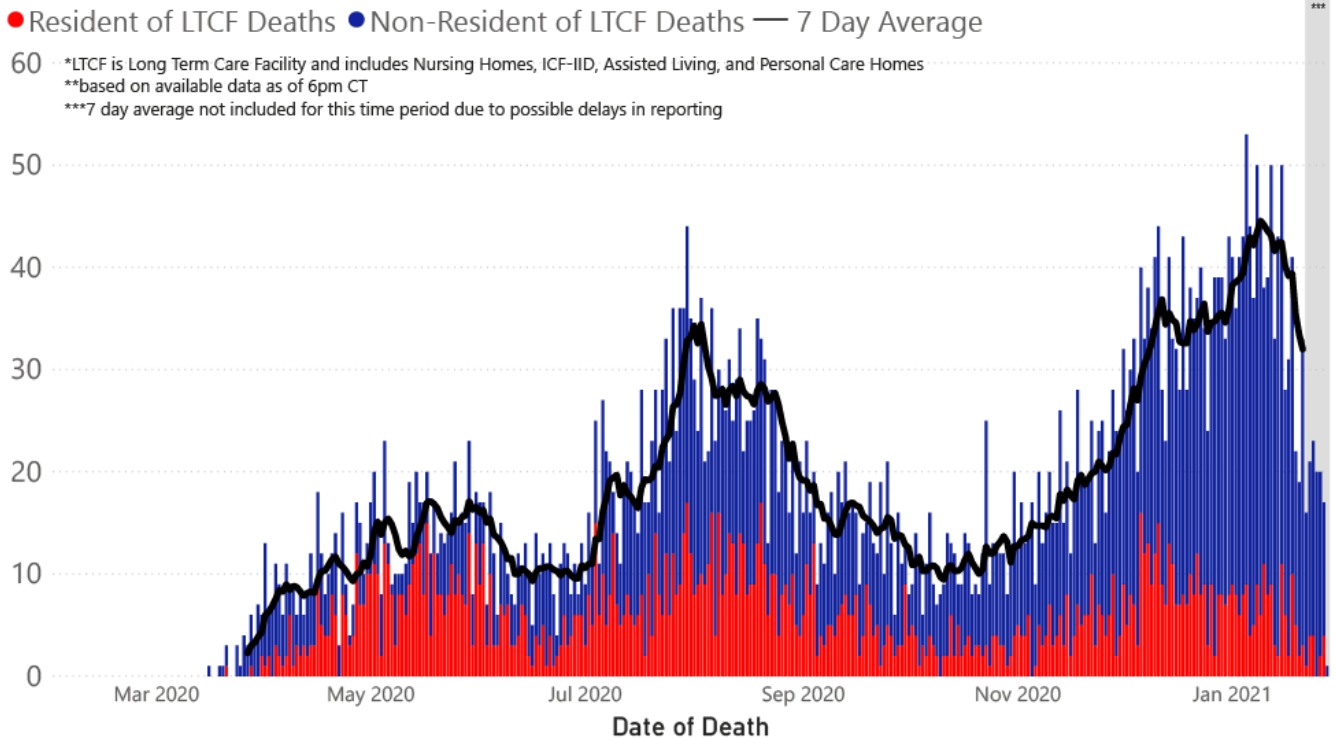
The charts below are based on available data at the time of publication. Charts do **not** include cases where insufficient details of the case are known.

## COVID-19 Cases by Date\* through January 28, 2021\*\*, Mississippi

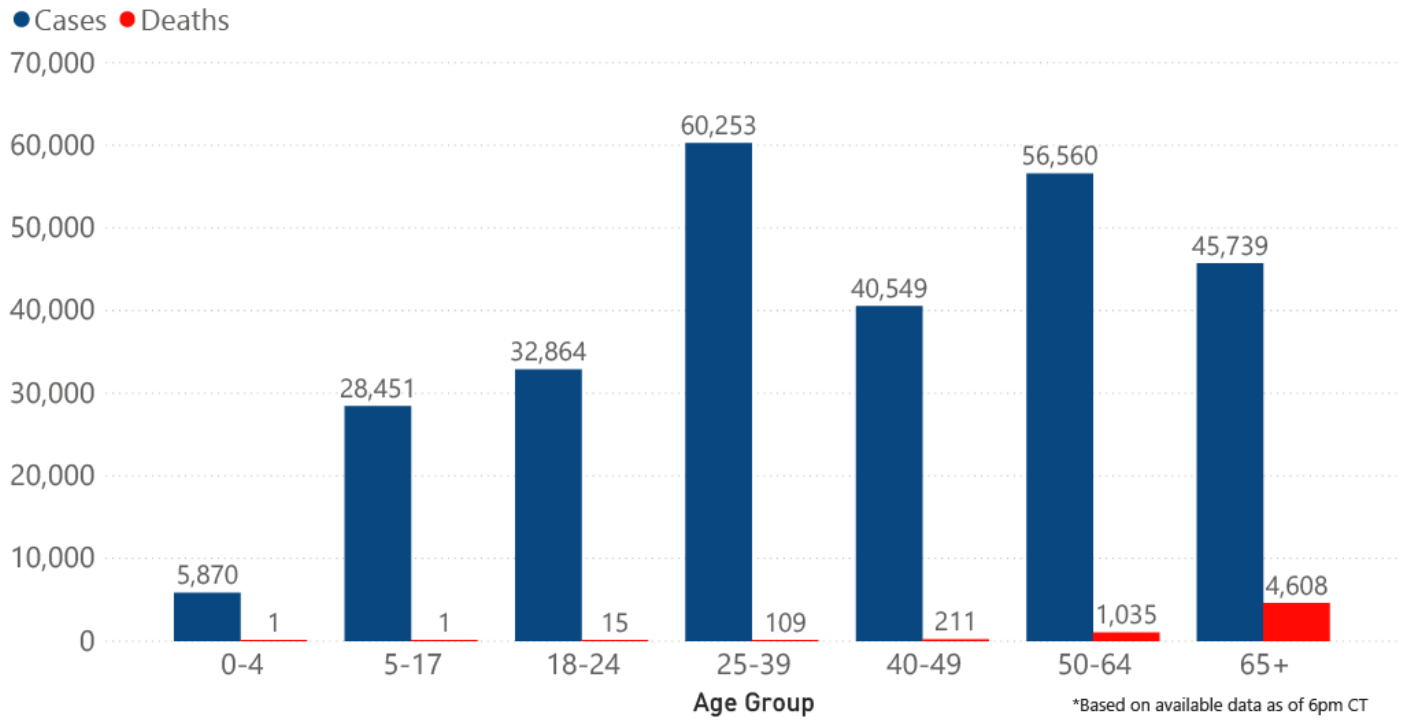


**Note:** Values up to two weeks in the past on the chart of Cases by Date above can change as we update it with new information from disease investigation.

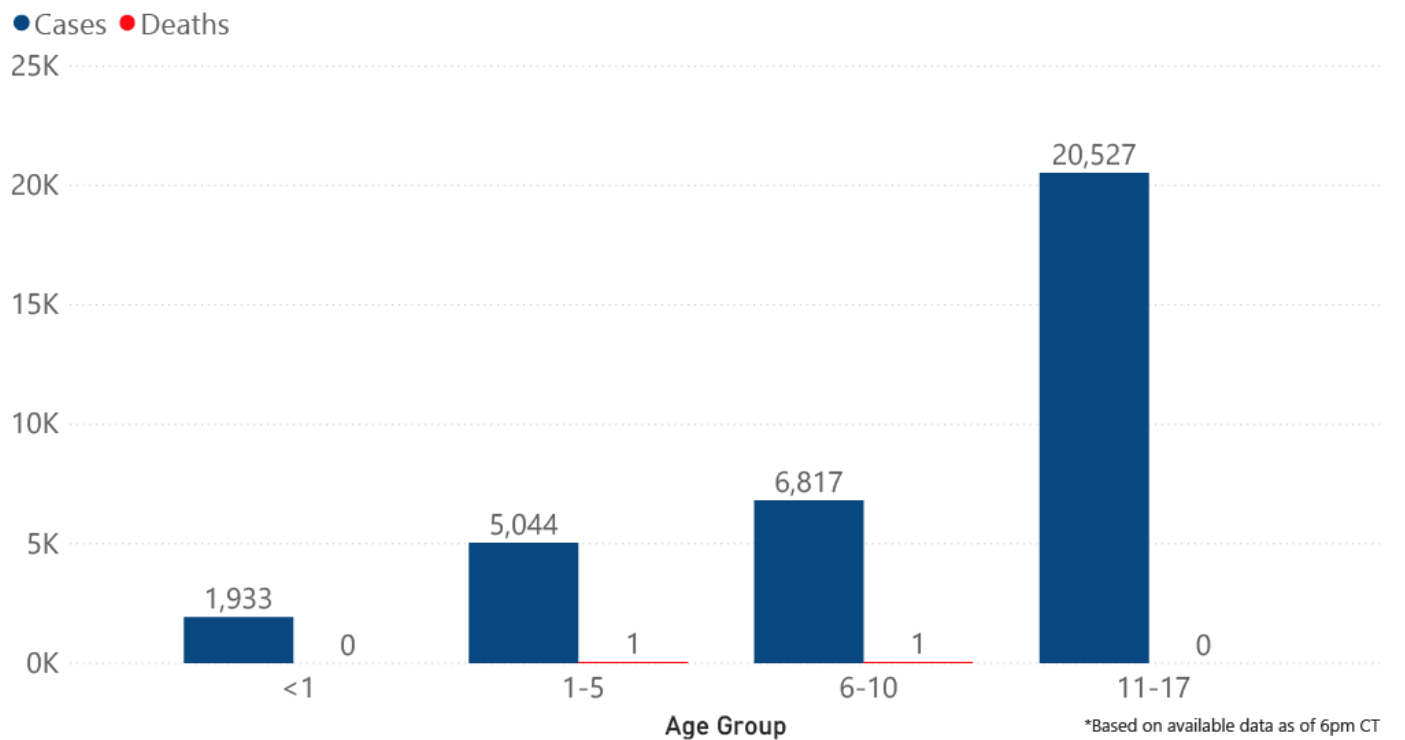
## COVID-19 LTCF\* and Non-LTCF Deaths by Date of Death through January 28, 2021\*\*, Mississippi



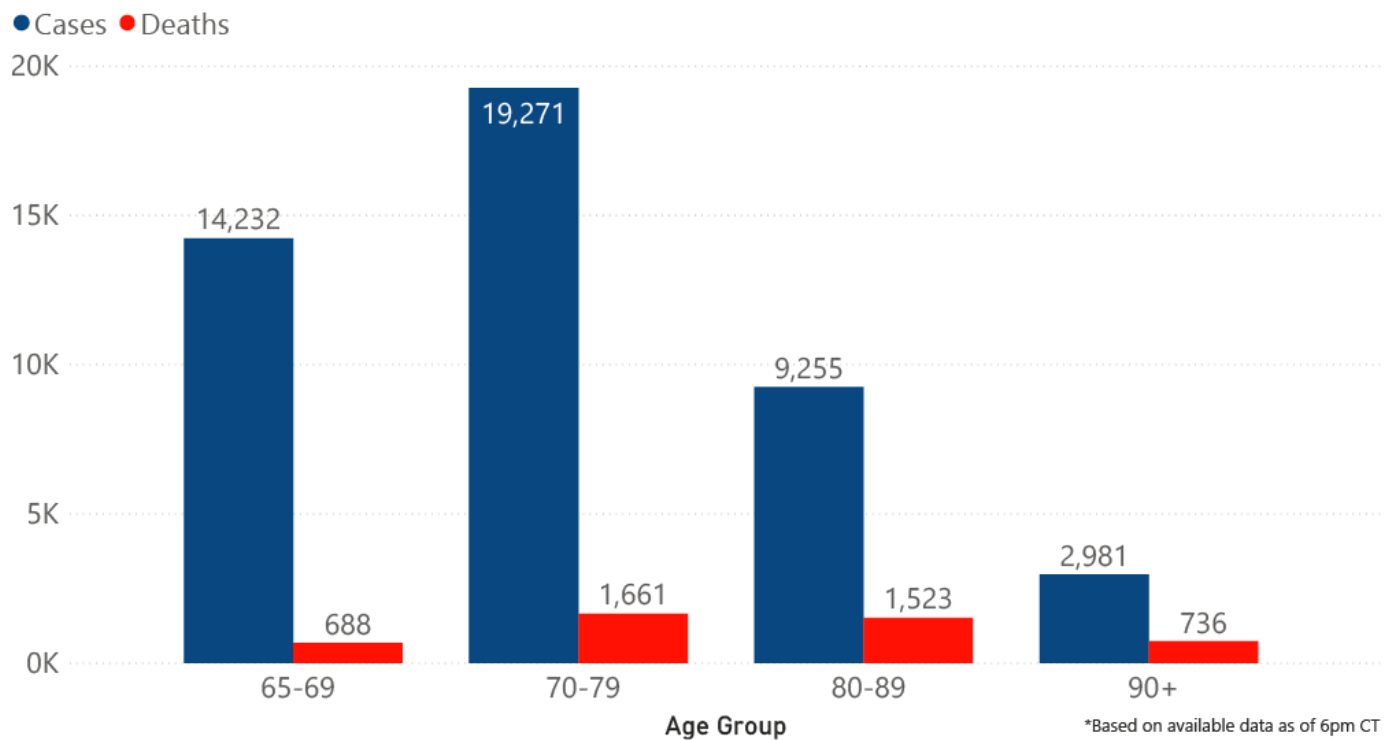
### COVID-19 Cases and Deaths by Age Group through January 28, 2021\*, Mississippi



### COVID-19 Pediatric Cases and Deaths by Age Group through January 28, 2021\*, Mississippi



## COVID-19 Geriatric Cases and Deaths by Age Group through January 28, 2021\*, Mississippi



## Weekly Statewide Data Charts

Includes:

- Cases, deaths and hospitalizations, analyzed by age, race/ethnicity, gender and other factors
- MIS-C cases and deaths
- Counties with high COVID-19 cases and incidence
- Syndromic surveillance

► [All weekly charts](#)

## Estimated Recoveries

Presumed COVID-19 cases recovered, estimated weekly (does not include cases still under investigation).

## COVID-19 Presumed Recovered Cases through January 24, 2021, Mississippi

# 222,812

## Presumed Recovered\*

\*Reflects Provisional Estimates. Presumed Recovered if:

- 1) It has been 14 days or more since the case tested positive, if they were not hospitalized
- 2) It has been 21 days or more since the case tested positive, if they were hospitalized or hospitalization was unknown.

All deaths excluded. Presumed recovered counts will be updated weekly.

## U.S. and World Cases

- ▶ [COVID-19 cases in the United States \(CDC\)](#)
- ▶ [U.S. COVID-19 Tracker \(CDC\)](#)
- ▶ [COVID-19 Global Case Map \(Johns Hopkins University\)](#)

## COVID-19 Testing

### Statewide Combined Testing as of January 23

COVID-19 testing providers around the state include commercial laboratories as well as hospital labs. Combined with testing done by the MSDH Public Health Laboratory, the figures provide a complete picture of all Mississippi testing. (Updated weekly)

**PCR** testing detects current, active COVID-19 infection in an individual.

**Antibody** (serology) testing identifies individuals with past COVID-19 infection based on antibodies they develop one to three weeks after infection.

**Antigen** testing is another way to identify current COVID-19 infection.

	Total tests	PCR	Antibody	Antigen
MSDH Public Health Laboratory	159,354	158,111	1,243	0
Other testing providers	1,993,846	1,305,523	70,846	617,477
Total tests for COVID-19 statewide	<b>2,153,200</b>	<b>1,463,634</b>	<b>72,089</b>	<b>617,477</b>

## MSDH Individuals Tested as of January 28

MSDH Public Health Laboratory (MPHL) testing totals as of 3 p.m. These totals are for tests performed at the MPHL only.

- Total individuals tested by the MPHL: **103,804**
- Total positive individuals from MPHL tests: **12,643**

▶ [Getting tested for COVID-19](#)

## Prevention and Guidance for Individuals and the Community

▶ [Preventive steps to take, recommendations, guidance and general information on COVID-19](#)

Get COVID-19 e-mail updates daily with our free newsletter:



Last reviewed on Mar 5,

2020

[error on this](#)

[email page](#)

[print](#)

### *Related resources*

- ▶ [IT IS REAL: COVID-19 as Told by Survivors](#)
- ▶ [Free COVID-19 Testing and Local Testing Providers](#)
- ▶ [COVID-19 Guidance and Prevention for Individuals and the Community](#)  
Updated December 22, 2020

### *More topics*

- ▶ [\[ Espanol, Tieng Viet, ASL \]](#)
- ▶ [County Data](#)
- ▶ [Diagnostic Testing EUA](#)
- ▶ [Handouts and Posters](#)
- ▶ [Healthcare Professionals](#)
- ▶ [Interactive Maps and Charts](#)
- ▶ [Prevention and Safety Guidance](#)
- ▶ [School Cases and Outbreaks](#)
- ▶ [Statewide COVID-19 Data](#)
- ▶ [Testing for COVID-19](#)
- ▶ [Vaccination Against COVID-19](#)

## Free COVID-19 Rapid Testing

Free drive-through testing open to the public

Available in all counties

No symptoms required for college students and others

[Check our weekly schedule of free testing locations statewide](#)

[FULL INFORMATION](#)

[About Us](#)  
[Administration](#)  
[Board of Health](#)  
[County Offices](#)  
[Institutional Review](#)  
[Jobs](#)  
[Locations](#)  
[Public Health Laboratory](#)  
[RFPs/Grants](#)  
[More »](#)

---

[Intranet](#)  
[OHIT+ER Service Center](#)  
[Webmail](#)

#### **INFORMATION**

---

[Apps](#)  
[Calendar of Events](#)  
[Contact Us](#)  
[Meetings](#)  
[Health Resources](#)  
[Hotlines](#)  
[Locations](#)  
[News](#)  
[Newsletter](#)  
[Phone Numbers](#)  
[Español](#)

#### **I NEED A ...**

---

[Birth Certificate](#)  
[Certificate of Need](#)  
[Children's Health Insurance](#)  
[Complaint Form](#)  
[Criminal History Check](#)  
[Death Certificate](#)  
[Divorce Record](#)  
[Food Permit](#)  
[Immunization Record](#)  
[J-1 Visa](#)  
[License Verification](#)  
[Marriage Record](#)  
[Professional License](#)  
[Public Records Request](#)  
[Wastewater Application](#)



**PUBLICATIONS**

[Annual Report](#)

[CON Weekly Reports](#)

[Health Facilities Directory](#)

[Mississippi Morbidity Reports](#)

[Public Health Report](#)

[State Health Plan](#)

[Strategic Plan](#)

[More »](#)

Mississippi State Department of Health • 570 East Woodrow Wilson Dr • Jackson, MS 39216 • 866-HLTHY4U • [Contact and information](#)

