



Coronavirus Disease 2019 (COVID-19)

Updated February 2, 2021

Mississippi COVID-19 Hotline (7 days a week, 7 a.m.–7 p.m.): **877-978-6453**

General Information

- ▶ [COVID-19 vaccinations and Mississippi vaccination summary](#)
- ▶ [Counties with mask mandates and gathering restrictions](#)
- ▶ [COVID-19 overview, questions and answers, and other resources](#)
- ▶ [COVID-19 and You: Video Q & A with State Health Officer Dr. Thomas Dobbs](#)
- ▶ [ASL, Spanish and Vietnamese materials](#)

Healthcare Professionals

Guidance and more →

- ▶ [Healthcare guidance](#)
- ▶ [Electronic reporting](#)
- ▶ [Vaccine providers](#)
- ▶ [Specimens](#)
- ▶ [Lab dropoff](#)
- ▶ [Facilities guidance](#)

▶ [MS-HAN Alerts](#)

[ALL HEALTHCARE](#)

Current Cases and Statistics

County and state data →

- ▶ [Today's update](#)
- ▶ [State data and reports](#)
- ▶ [County data](#)
- ▶ [Charts and maps](#)
- ▶ [Hospitalizations](#)
- ▶ [Lab testing](#)
- ▶ [Recoveries](#)

[ALL STATISTICS](#)

Prevention, Testing and Guidance

Personal and community →

- ▶ [Getting tested](#)
- ▶ [Personal protection](#)
- ▶ [Gatherings and events](#)
- ▶ [Business and community](#)
- ▶ [School guidelines](#)
- ▶ [State agencies](#)
- ▶ [Vaccinations](#)

[ALL GUIDANCE](#)

Home isolation is mandatory if you have tested positive for COVID-19 by [order of the State Health Officer](#). (If you are awaiting results of routine testing *not* related to exposure, you may [return to work](#) and follow the safety guidance of your employer.)

Quarantine is mandatory for household members of someone who has COVID-19. Home quarantine permits working under certain circumstances.

[More about isolation and quarantine »](#)

New Cases and Deaths as of February 1

NEW CASES

825

New COVID-19 positive test results reported to MSDH as of 3 p.m. yesterday.

TOTAL MISSISSIPPI CASES

276,531

▶ [Totals by county](#)

NEW DEATHS

76

New COVID-19 related deaths reported to MSDH as of 3 p.m. yesterday.

Forty-one deaths occurred between January 8 and February 1, 2021 in the counties below.

▶ [County list](#)

35 COVID-19 related deaths occurred between January 7, 2021 and January 28, 2021, identified from death certificate reports.

▶ [County list](#)

TOTAL MISSISSIPPI DEATHS

6,132

▶ [Totals by county](#)

LTC OUTBREAKS

164

Current outbreaks in long-term care (LTC) facilities only. (See [LTC facility outbreak definition](#).)

▶ [Cases by county](#)

About our case counts: We currently update our case totals each day based on test results from the previous day. Outside laboratories also report positive test results to us, which are included in our totals. Multiple positive tests for the

same individual are counted only once. County case numbers and deaths may change as investigation finds new or additional information.

Statewide COVID-19 Data and Reports

- ▶ [K-12 School Reports](#)
Weekly COVID-19 cases, outbreaks and exposure reported by Mississippi schools
- ▶ [Long-Term Care Facility and Residential Care Facility COVID-19 Reports](#)
Data reported directly to MSDH by the facility; cases and deaths in these reports may not yet be included in our totals of lab-reported cases.
- ▶ [Ongoing Outbreaks in Nursing Homes](#)
A wide variety of data from the Centers for Medicare and Medicaid (CMS)
- ▶ [Deaths from COVID-19 and Other Causes](#) PDF
Provisional counts by week of deaths from COVID-19, pneumonia/influenza, and heart disease
- ▶ [Laboratory Testing](#)
Number and type of COVID-19 tests performed
- ▶ [Mississippi COVID-19 Vaccination Report](#) PDF
Vaccinations distributed and administered as reported to MSDH by vaccination providers
- ▶ [Statewide data charts](#)

County COVID-19 Data

Race and Ethnicity

- ▶ [Total COVID-19 cases and deaths by county, race and ethnicity](#) PDF
Current and past data tables, updated daily

Data Snapshots for Individual Counties

- ▶ [Weekly COVID-19 snapshots for each Mississippi county](#)

High Cases and Incidence

- ▶ [Map of Mississippi counties by 7-day incidence](#)
- ▶ [Table of counties ranked by weekly cases and incidence](#)

Cumulative Cases and Deaths by County

Totals of all reported COVID-19 cases, including those in long-term care (LTC) facilities.

The numbers in this table are provisional. County case numbers and deaths may change as investigation finds new or additional information. The data provided below is the most current available.

County	Total Cases	Total Deaths	Total LTC Facility Cases	Total LTC Facility Deaths
Adams	2226	72	72	15
Alcorn	2822	59	129	20
Total	276,531	6,132	10,265	1,910

County	Total Cases	Total Deaths	Total LTC Facility Cases	Total LTC Facility Deaths
Amite	1069	30	54	7
Attala	2017	65	173	36
Benton	894	24	45	10
Bolivar	4341	111	226	31
Calhoun	1488	23	29	4
Carroll	1102	22	48	9
Chickasaw	1947	49	57	15
Choctaw	665	14	1	0
Claiborne	925	27	45	9
Clarke	1577	65	123	30
Clay	1729	45	34	5
Coahoma	2593	58	129	11
Copiah	2614	51	80	10
Covington	2327	73	136	39
De Soto	18450	209	113	24
Forrest	6516	130	225	50
Franklin	725	19	39	4
George	2165	42	59	7
Greene	1180	31	52	6
Grenada	2306	74	155	32
Hancock	3174	67	68	14
Harrison	15376	234	481	65
Hinds	17669	357	803	127
Holmes	1763	69	103	20
Humphreys	879	25	34	8
Issaquena	162	6	0	0
Itawamba	2783	68	133	23
Jackson	11546	199	230	30
Jasper	1950	39	40	2
Jefferson	592	23	40	7
Jefferson Davis	932	31	8	1
Jones	7307	124	218	41
Kemper	842	21	45	9
Total	276,531	6,132	10,265	1,910

County	Total Cases	Total Deaths	Total LTC Facility Cases	Total LTC Facility Deaths
Lafayette	5442	105	187	55
Lamar	5316	67	53	13
Lauderdale	6403	206	434	95
Lawrence	1127	18	27	2
Leake	2446	68	88	14
Lee	9306	150	217	41
Leflore	3217	114	235	52
Lincoln	3222	94	173	37
Lowndes	5752	130	256	62
Madison	8988	178	360	69
Marion	2373	75	158	24
Marshall	3728	81	64	15
Monroe	3827	117	189	55
Montgomery	1154	36	54	9
Neshoba	3580	161	201	58
Newton	2076	48	87	15
Noxubee	1174	27	35	6
Oktibbeha	4228	87	216	36
Panola	4034	86	102	13
Pearl River	3749	113	186	33
Perry	1091	32	21	7
Pike	2837	89	125	34
Pontotoc	3922	62	80	7
Prentiss	2602	56	99	15
Quitman	743	11	0	0
Rankin	11761	237	390	61
Scott	2759	58	114	11
Sharkey	480	17	43	8
Simpson	2513	76	158	20
Smith	1406	27	61	8
Stone	1607	28	84	14
Sunflower	3024	81	117	19
Tallahatchie	1631	37	50	7
Total	276,531	6,132	10,265	1,910

County	Total Cases	Total Deaths	Total LTC Facility Cases	Total LTC Facility Deaths
Tate	2875	67	80	19
Tippah	2618	55	119	9
Tishomingo	2022	62	102	27
Tunica	924	22	18	2
Union	3717	68	132	22
Walthall	1190	38	68	13
Warren	3900	110	170	38
Washington	5038	125	189	39
Wayne	2313	40	69	11
Webster	1016	24	58	11
Wilkinson	607	25	25	5
Winston	2133	73	123	38
Yalobusha	1314	36	82	22
Yazoo	2693	59	139	18
Total	276,531	6,132	10,265	1,910

Case Classifications

Mississippi investigates and reports both probable and confirmed cases and deaths according to the [CSTE case definition](#).

	Confirmed	Probable	Total
Cases	174,208	102,323	276,531
Deaths	4,418	1,714	6,132

Confirmed cases and deaths are generally determined by positive PCR tests, which detect the presence of ongoing coronavirus infection.

Probable cases are those who test positive by other testing methods such as antibody or antigen, and have recent symptoms consistent with COVID-19, indicating a recent infection.

Probable deaths are those individuals with a designation of COVID-19 as a cause of death on the death certificate, but where no confirmatory testing was performed.

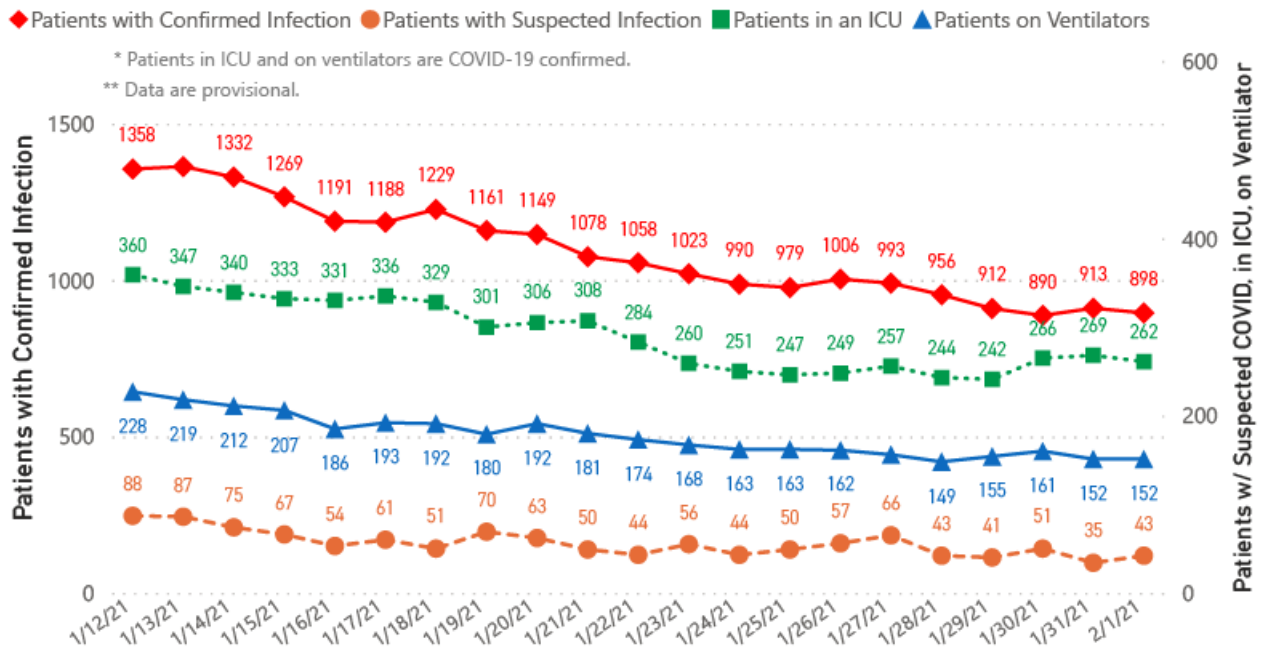
Mississippi COVID-19 Data Charts and Maps

All data reports below are updated as they become available.

Hospitalizations and Bed Availability

► [View interactive hospitalization charts](#)

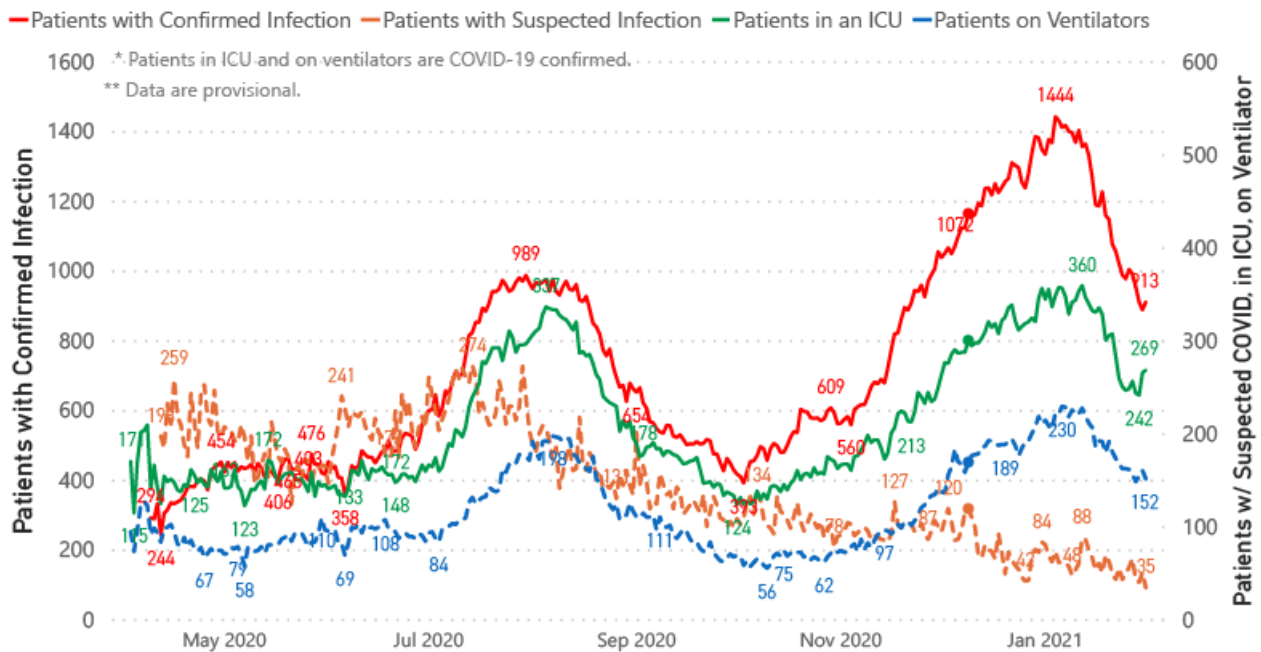
COVID-19 Hospitalizations Reported by MS Hospitals, 1/12/21-2/1/21 *,**



Hospitalization and ICU Use to Date

Updated weekly

COVID-19 Hospitalizations Trends, Reported by MS Hospitals as of 1/31/21 *,**



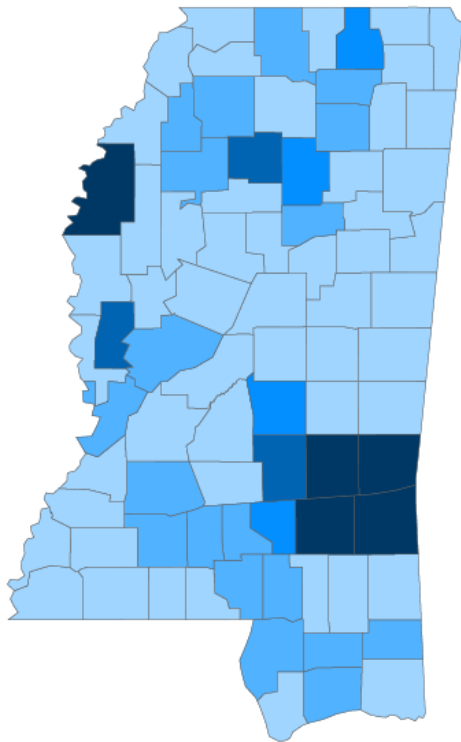
Daily Case Maps

▶ [View all interactive maps](#)

Recent COVID-19 Activity

The chart below shows counties according to COVID-19 incidence (cases by population) over the last 7 days. Also see [weekly county incidence tables](#)

Mississippi COVID-19 Cases Incidence Rate * as of February 1, 2021



7 Day Average
New Cases

1,419.0

7 Day Average
Incidence Rate *

47.9

Cumulative Cases

276,531

2019 Estimated Population

2,976,148

County	Incidence Rate	New Cases (7-Day Avg)	2019 Est. Population	Mask Mandate Status	Mask Mandate Started	Mask Mandate Ended
Wayne	106.2	21.4	20,183	None		
Jasper	103.8	17.0	16,383	None		
Jones	95.2	64.9	68,098	Active	11/24/20	
Clarke	82.7	12.9	15,541	None		
Bolivar	82.6	25.3	30,628	Active	11/24/20	
Smith	78.1	12.4	15,916	None		
Yalobusha	76.7	9.3	12,108	Active	11/10/20	
Sharkey	76.0	3.3	4,321	None		
Calhoun	67.6	9.7	14,361	None		
Tippah	66.8	14.7	22,015	Active	11/24/20	

● <50.0 ● 50.0 to 60.0 ● 60.0 to 70.0 ● 70.0 to 80.0 ● >80.0

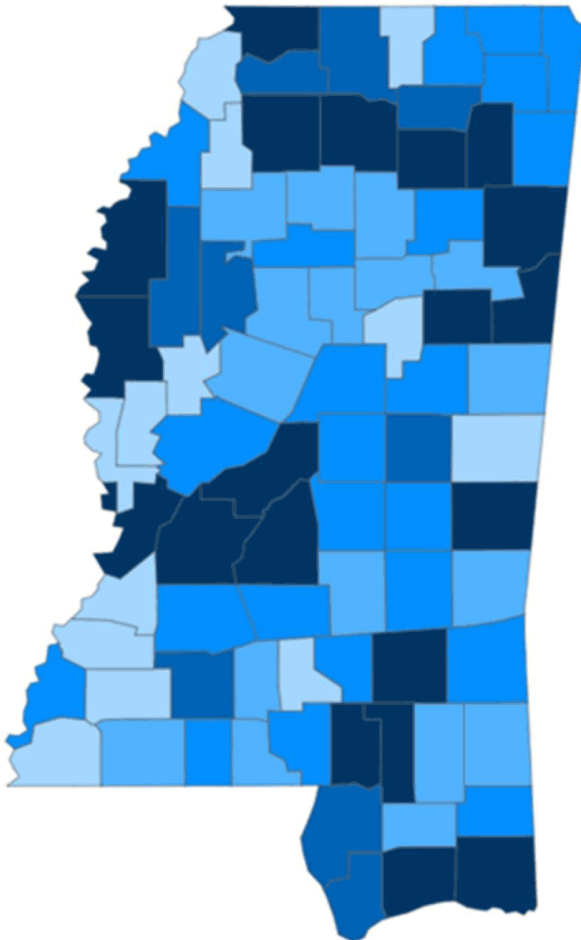
* Based on average daily new cases of past 7 days per 100,000 population.

Cumulative COVID-19 Cases

Total cases and deaths by county since the start of the pandemic. Also see [weekly estimate of recoveries](#)

Mississippi COVID-19 Cases and Deaths by Race with Ethnicity as of 6 pm CT, February 1, 2021

Total Cases 276,531



● 1 to 950 ● 951 to 1900 ● 1901 to 2850 ● 2851 to 3800 ● >3800

	American Indian or Alaska Native	Asian	Black	White	Other	Unknown
Non Hispanic	1,103	955	74,543	104,478	2,700	2,257
Hispanic	50	32	363	1,806	3,197	638
Unknown Ethnicity	972	316	16,976	25,623	6,904	33,618

Total Deaths 6,132

	American Indian or Alaska Native	Asian	Black	White	Other	Unknown
Non Hispanic	82	10	2,113	2,769	34	14
Hispanic	1	0	7	28	17	2
Unknown Ethnicity	23	7	319	509	54	143

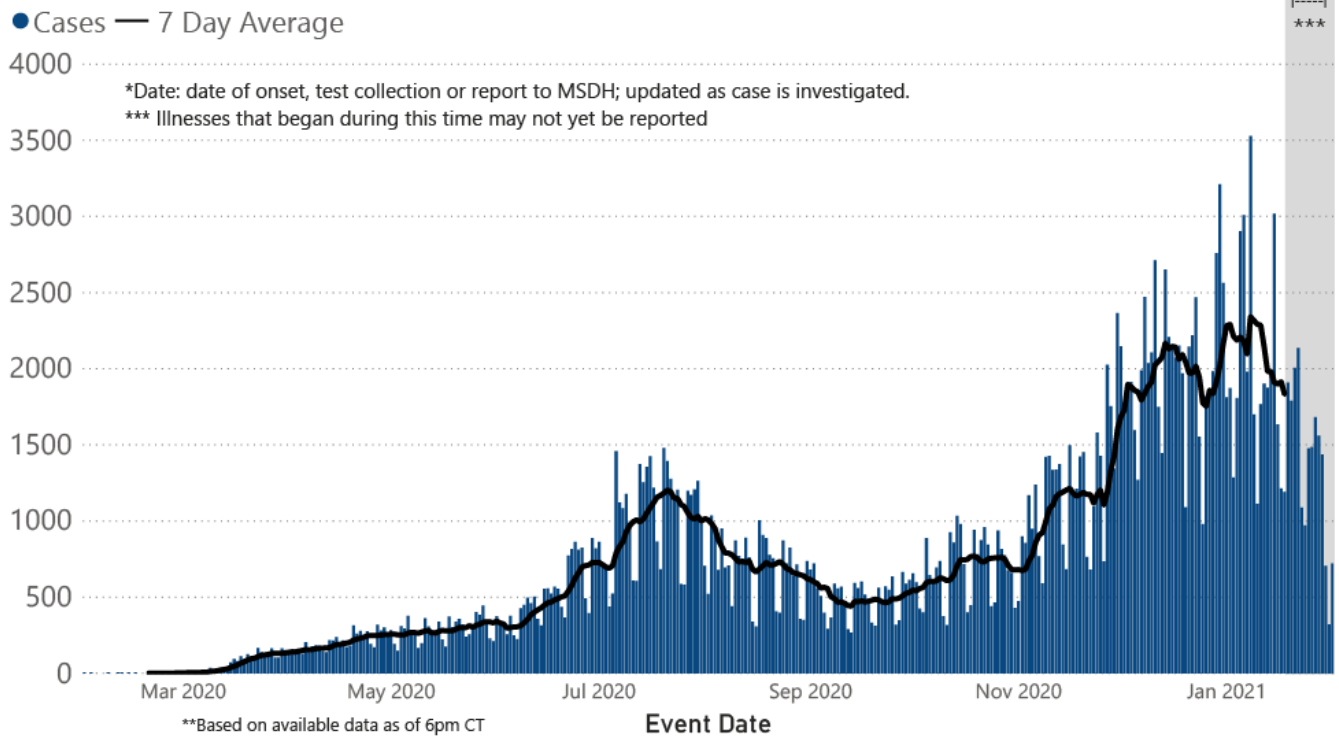
Daily Statewide Data Charts

Our state case map and other data charts are also available in interactive form.

▶ [View interactive epidemiological and surveillance charts](#)

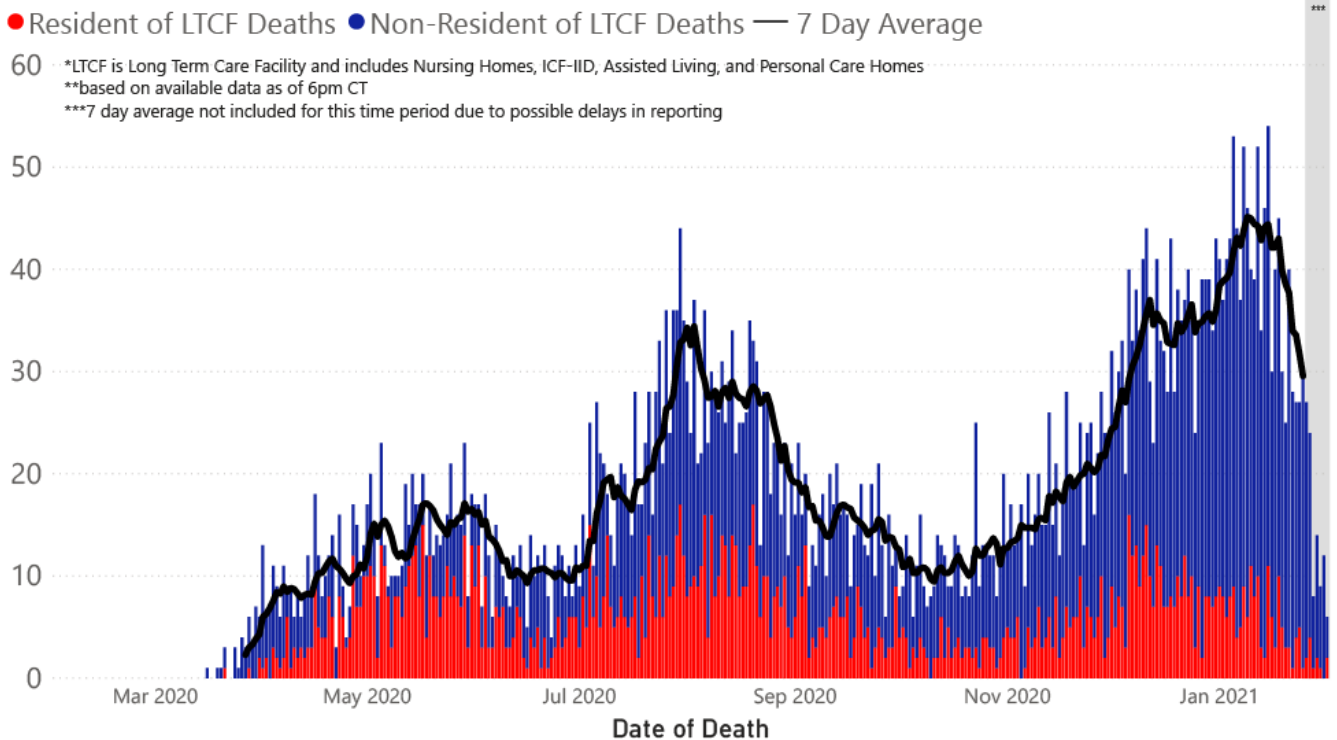
The charts below are based on available data at the time of publication. Charts do **not** include cases where insufficient details of the case are known.

COVID-19 Cases by Date* through February 1, 2021**, Mississippi



Note: Values up to two weeks in the past on the chart of Cases by Date above can change as we update it with new information from disease investigation.

COVID-19 LTCF* and Non-LTCF Deaths by Date of Death through February 1, 2021**, Mississippi



Charts of cases by age can now be found in the following section of weekly data charts.

Weekly Statewide Data Charts

NEW: Show or hide weekly data charts with the **All weekly charts** option below.

Includes:

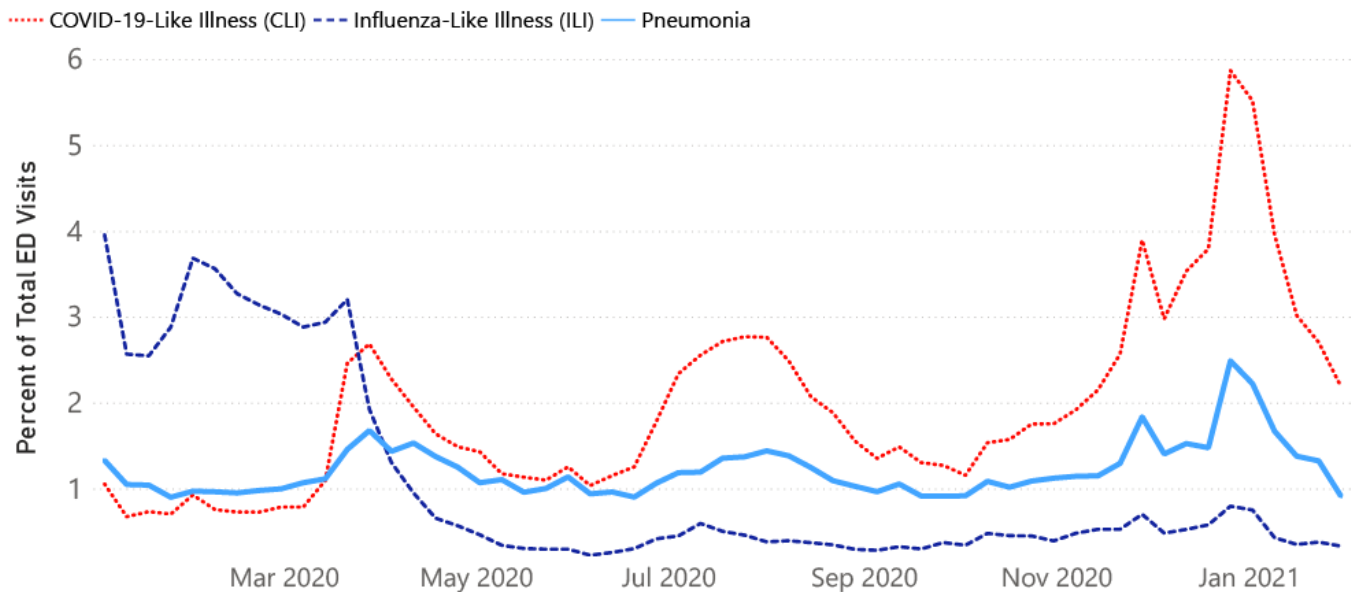
- Cases, deaths and hospitalizations, analyzed by age, race/ethnicity, gender and other factors
- MIS-C cases and deaths
- Counties with high COVID-19 cases and incidence
- Syndromic surveillance

[▶ All weekly charts](#)

Syndromic Surveillance

Emergency department visits by those with symptoms characteristic of COVID-19, influenza and pneumonia, updated weekly.

Percentage of Emergency Department and Clinic visits for CLI, ILI, and Pneumonia Cases
Weekly Statewide Summary, January 4, 2020 - January 30, 2021



*The graph represents syndromic surveillance data from emergency department visits, reported electronically by hospitals throughout the state, that are consistent with COVID-19-Like Illness (CLI), Influenza-Like Illness (ILI), and Pneumonia. Based on available data as of 6pm CT. Graph will be updated weekly.

Estimated Recoveries

Presumed COVID-19 cases recovered, estimated weekly (does not include cases still under investigation).

222,812

Presumed Recovered*

*Reflects Provisional Estimates. Presumed Recovered if:

- 1) It has been 14 days or more since the case tested positive, if they were not hospitalized
- 2) It has been 21 days or more since the case tested positive, if they were hospitalized or hospitalization was unknown.

All deaths excluded. Presumed recovered counts will be updated weekly.

U.S. and World Cases

- ▶ [COVID-19 cases in the United States \(CDC\)](#)
- ▶ [U.S. COVID-19 Tracker \(CDC\)](#)
- ▶ [COVID-19 Global Case Map \(Johns Hopkins University\)](#)

COVID-19 Testing

Statewide Combined Testing as of January 30 (Corrected February 1)

COVID-19 testing providers around the state include commercial laboratories as well as hospital labs. Combined with testing done by the MSDH Public Health Laboratory, the figures provide a complete picture of all Mississippi testing. (Updated weekly)

PCR testing detects current, active COVID-19 infection in an individual.

Antibody (serology) testing identifies individuals with past COVID-19 infection based on antibodies they develop one to three weeks after infection.

Antigen testing is another way to identify current COVID-19 infection.

	Total tests	PCR	Antibody	Antigen
MSDH Public Health Laboratory	160,416	159,173	1,243	0
Other testing providers	2,064,442	1,342,240	73,480	648,722
Total tests for COVID-19 statewide	2,224,858	1,501,413	74,723	648,722

MSDH Individuals Tested as of February 1

MSDH Public Health Laboratory (MPHL) testing totals as of 3 p.m. These totals are for tests performed at the MPHL only.

- Total individuals tested by the MPHL: **103,952**
- Total positive individuals from MPHL tests: **12,662**

▶ [Getting tested for COVID-19](#)

Prevention and Guidance for Individuals and the Community

▶ [Preventive steps to take, recommendations, guidance and general information on COVID-19](#)

Get COVID-19 e-mail updates daily with our free newsletter:



Last reviewed on Mar 5,

2020

[error on this](#)

[email page](#)

[print](#)

Related resources

- ▶ [IT IS REAL: COVID-19 as Told by Survivors](#)
- ▶ [Free COVID-19 Testing and Local Testing Providers](#)
- ▶ [COVID-19 Guidance and Prevention for Individuals and the Community](#)
Updated December 22, 2020

More topics

- ▶ [\[Espanol, Tieng Viet, ASL \]](#)
- ▶ [County Data](#)
- ▶ [Diagnostic Testing EUA](#)
- ▶ [Handouts and Posters](#)
- ▶ [Healthcare Professionals](#)
- ▶ [Interactive Maps and Charts](#)
- ▶ [Prevention and Safety Guidance](#)
- ▶ [School Cases and Outbreaks](#)
- ▶ [Statewide COVID-19 Data](#)
- ▶ [Testing for COVID-19](#)
- ▶ [Vaccination Against COVID-19](#)

Free COVID-19 Rapid Testing

Free drive-through testing open to the public

Available in all counties

No symptoms required for college students and others

[Check our weekly schedule of free testing locations statewide](#)

[FULL INFORMATION](#)

[About Us](#)
[Administration](#)
[Board of Health](#)
[County Offices](#)
[Institutional Review](#)
[Jobs](#)
[Locations](#)
[Public Health Laboratory](#)
[RFPs/Grants](#)
[More »](#)

[Intranet](#)
[OHIT+ER Service Center](#)
[Webmail](#)

INFORMATION

[Apps](#)
[Calendar of Events](#)
[Contact Us](#)
[Meetings](#)
[Health Resources](#)
[Hotlines](#)
[Locations](#)
[News](#)
[Newsletter](#)
[Phone Numbers](#)
[Español](#)

I NEED A ...

[Birth Certificate](#)
[Certificate of Need](#)
[Children's Health Insurance](#)
[Complaint Form](#)
[Criminal History Check](#)
[Death Certificate](#)
[Divorce Record](#)
[Food Permit](#)
[Immunization Record](#)
[J-1 Visa](#)
[License Verification](#)
[Marriage Record](#)
[Professional License](#)
[Public Records Request](#)
[Wastewater Application](#)

PUBLICATIONS

[Annual Report](#)

[CON Weekly Reports](#)

[Health Facilities Directory](#)

[Mississippi Morbidity Reports](#)

[Public Health Report](#)

[State Health Plan](#)

[Strategic Plan](#)

[More »](#)

Mississippi State Department of Health • 570 East Woodrow Wilson Dr • Jackson, MS 39216 • 866-HLTHY4U • [Contact and information](#)

