



Coronavirus Disease 2019 (COVID-19)

Updated February 3, 2021

Mississippi COVID-19 Hotline (7 days a week, 7 a.m.–7 p.m.): **877-978-6453**

General Information

- ▶ [COVID-19 vaccinations and Mississippi vaccination summary](#)
- ▶ [Counties with mask mandates and gathering restrictions](#)
- ▶ [COVID-19 overview, questions and answers, and other resources](#)
- ▶ [COVID-19 and You: Video Q & A with State Health Officer Dr. Thomas Dobbs](#)
- ▶ [ASL, Spanish and Vietnamese materials](#)

Healthcare Professionals

Guidance and more →

- ▶ [Healthcare guidance](#)
- ▶ [Electronic reporting](#)
- ▶ [Vaccine providers](#)
- ▶ [Specimens](#)
- ▶ [Lab dropoff](#)
- ▶ [Facilities guidance](#)

▶ [MS-HAN Alerts](#)

[ALL HEALTHCARE](#)

Current Cases and Statistics

County and state data →

- ▶ [Today's update](#)
- ▶ [State data and reports](#)
- ▶ [County data](#)
- ▶ [Charts and maps](#)
- ▶ [Hospitalizations](#)
- ▶ [Lab testing](#)
- ▶ [Recoveries](#)

[ALL STATISTICS](#)

Prevention, Testing and Guidance

Personal and community →

- ▶ [Getting tested](#)
- ▶ [Personal protection](#)
- ▶ [Gatherings and events](#)
- ▶ [Business and community](#)
- ▶ [School guidelines](#)
- ▶ [State agencies](#)
- ▶ [Vaccinations](#)

[ALL GUIDANCE](#)

Home isolation is mandatory if you have tested positive for COVID-19 by [order of the State Health Officer](#). (If you are awaiting results of routine testing *not* related to exposure, you may [return to work](#) and follow the safety guidance of your employer.)

Quarantine is mandatory for household members of someone who has COVID-19. Home quarantine permits working under certain circumstances.

[More about isolation and quarantine »](#)

New Cases and Deaths as of February 2

NEW CASES

791

New COVID-19 positive test results reported to MSDH as of 3 p.m. yesterday.

TOTAL MISSISSIPPI CASES

277,322

▶ [Totals by county](#)

NEW DEATHS

26

New COVID-19 related deaths reported to MSDH as of 3 p.m. yesterday.

Twenty-two deaths occurred between January 20 and February 2, 2021 in the counties below.

▶ [County list](#)

4 COVID-19 related deaths occurred between December 18, 2020 and January 28, 2021, identified from death certificate reports.

▶ [County list](#)

TOTAL MISSISSIPPI DEATHS

6,158

▶ [Totals by county](#)

LTC OUTBREAKS

148

Current outbreaks in long-term care (LTC) facilities only. (See [LTC facility outbreak definition](#).)

▶ [Cases by county](#)

About our case counts: We currently update our case totals each day based on test results from the previous day. Outside laboratories also report positive test results to us, which are included in our totals. Multiple positive tests for the

same individual are counted only once. County case numbers and deaths may change as investigation finds new or additional information.

Statewide COVID-19 Data and Reports

- ▶ [K-12 School Reports](#)
Weekly COVID-19 cases, outbreaks and exposure reported by Mississippi schools
- ▶ [Long-Term Care Facility and Residential Care Facility COVID-19 Reports](#)
Data reported directly to MSDH by the facility; cases and deaths in these reports may not yet be included in our totals of lab-reported cases.
- ▶ [Ongoing Outbreaks in Nursing Homes](#)
A wide variety of data from the Centers for Medicare and Medicaid (CMS)
- ▶ [Deaths from COVID-19 and Other Causes](#) PDF
Provisional counts by week of deaths from COVID-19, pneumonia/influenza, and heart disease
- ▶ [Laboratory Testing](#)
Number and type of COVID-19 tests performed
- ▶ [Mississippi COVID-19 Vaccination Report](#) PDF
Vaccinations distributed and administered as reported to MSDH by vaccination providers
- ▶ [Statewide data charts](#)

County COVID-19 Data

Race and Ethnicity

- ▶ [Total COVID-19 cases and deaths by county, race and ethnicity](#) PDF
Current and past data tables, updated daily

Data Snapshots for Individual Counties

- ▶ [Weekly COVID-19 snapshots for each Mississippi county](#)

High Cases and Incidence

- ▶ [Map of Mississippi counties by 7-day incidence](#)
- ▶ [Table of counties ranked by weekly cases and incidence](#)

Cumulative Cases and Deaths by County

Totals of all reported COVID-19 cases, including those in long-term care (LTC) facilities.

The numbers in this table are provisional. County case numbers and deaths may change as investigation finds new or additional information. The data provided below is the most current available.

County	Total Cases	Total Deaths	Total LTC Facility Cases	Total LTC Facility Deaths
Adams	2228	72	72	15
Alcorn	2830	59	129	20
Total	277,322	6,158	10,276	1,913

County	Total Cases	Total Deaths	Total LTC Facility Cases	Total LTC Facility Deaths
Amite	1070	30	54	7
Attala	2017	65	173	36
Benton	896	24	45	10
Bolivar	4353	111	226	31
Calhoun	1493	23	29	4
Carroll	1102	22	48	9
Chickasaw	1950	49	57	15
Choctaw	667	14	1	0
Claiborne	926	27	45	9
Clarke	1583	65	123	30
Clay	1733	45	34	5
Coahoma	2600	58	129	11
Copiah	2625	51	80	10
Covington	2332	73	136	39
De Soto	18490	210	113	24
Forrest	6542	130	225	50
Franklin	726	19	39	4
George	2168	42	59	7
Greene	1185	31	52	6
Grenada	2315	74	155	32
Hancock	3179	67	68	14
Harrison	15412	234	481	65
Hinds	17748	358	803	127
Holmes	1768	69	103	20
Humphreys	881	25	34	8
Issaquena	163	6	0	0
Itawamba	2790	68	133	23
Jackson	11590	201	230	30
Jasper	1954	39	40	2
Jefferson	592	23	40	7
Jefferson Davis	938	31	8	1
Jones	7332	124	218	41
Kemper	844	21	45	9
Total	277,322	6,158	10,276	1,913

County	Total Cases	Total Deaths	Total LTC Facility Cases	Total LTC Facility Deaths
Lafayette	5456	106	187	55
Lamar	5339	67	53	13
Lauderdale	6425	212	439	96
Lawrence	1133	18	27	2
Leake	2448	68	88	14
Lee	9323	150	217	41
Leflore	3220	114	235	52
Lincoln	3238	94	173	37
Lowndes	5761	130	256	62
Madison	9009	182	360	69
Marion	2386	75	158	24
Marshall	3738	81	64	15
Monroe	3840	118	189	55
Montgomery	1156	36	54	9
Neshoba	3587	162	201	58
Newton	2082	49	87	15
Noxubee	1178	27	35	6
Oktibbeha	4231	87	216	36
Panola	4047	87	102	13
Pearl River	3775	115	186	33
Perry	1092	32	21	7
Pike	2841	89	125	34
Pontotoc	3933	63	80	8
Prentiss	2607	56	99	15
Quitman	743	11	0	0
Rankin	11796	240	390	61
Scott	2769	58	114	11
Sharkey	480	17	43	8
Simpson	2518	76	158	20
Smith	1409	27	62	8
Stone	1615	28	84	14
Sunflower	3029	81	117	19
Tallahatchie	1637	37	50	7
Total	277,322	6,158	10,276	1,913

County	Total Cases	Total Deaths	Total LTC Facility Cases	Total LTC Facility Deaths
Tate	2880	67	80	19
Tippah	2623	55	119	9
Tishomingo	2029	62	102	27
Tunica	926	22	18	2
Union	3727	68	132	22
Walthall	1194	38	68	13
Warren	3916	110	170	38
Washington	5042	125	189	39
Wayne	2324	40	69	11
Webster	1024	24	58	11
Wilkinson	607	25	25	5
Winston	2141	74	128	39
Yalobusha	1320	36	82	22
Yazoo	2706	59	139	18
Total	277,322	6,158	10,276	1,913

Case Classifications

Mississippi investigates and reports both probable and confirmed cases and deaths according to the [CSTE case definition](#).

	Confirmed	Probable	Total
Cases	174,612	102,710	277,322
Deaths	4,430	1,728	6,158

Confirmed cases and deaths are generally determined by positive PCR tests, which detect the presence of ongoing coronavirus infection.

Probable cases are those who test positive by other testing methods such as antibody or antigen, and have recent symptoms consistent with COVID-19, indicating a recent infection.

Probable deaths are those individuals with a designation of COVID-19 as a cause of death on the death certificate, but where no confirmatory testing was performed.

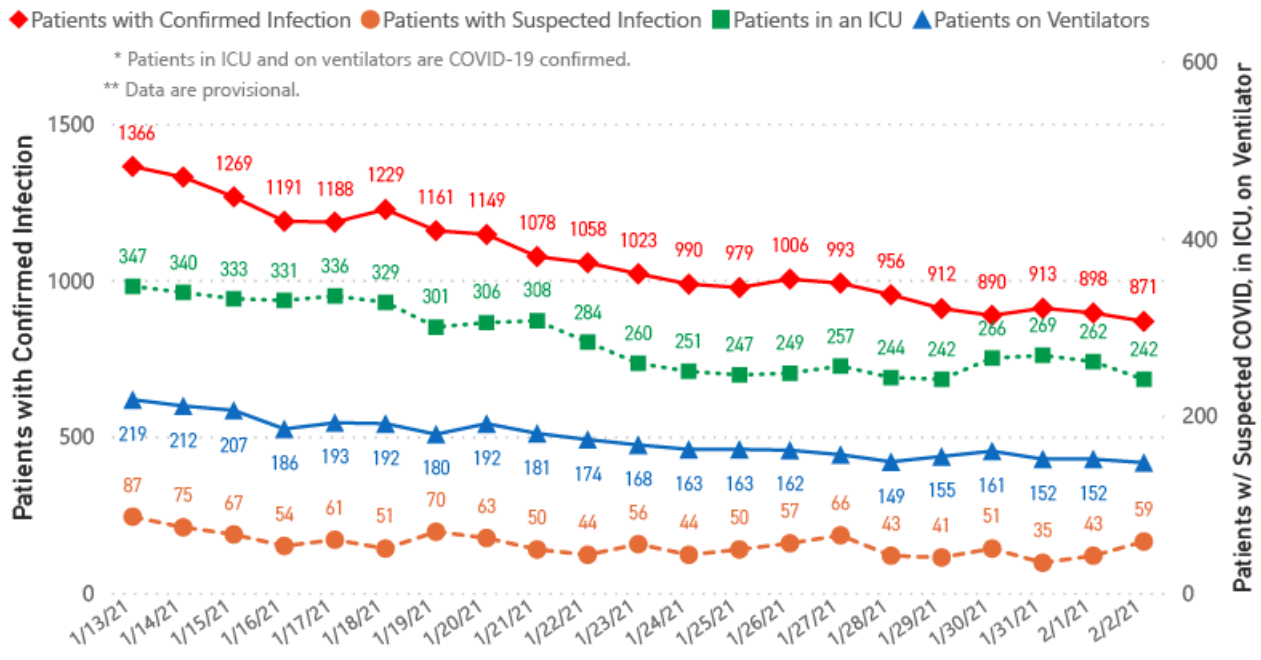
Mississippi COVID-19 Data Charts and Maps

All data reports below are updated as they become available.

Hospitalizations and Bed Availability

► [View interactive hospitalization charts](#)

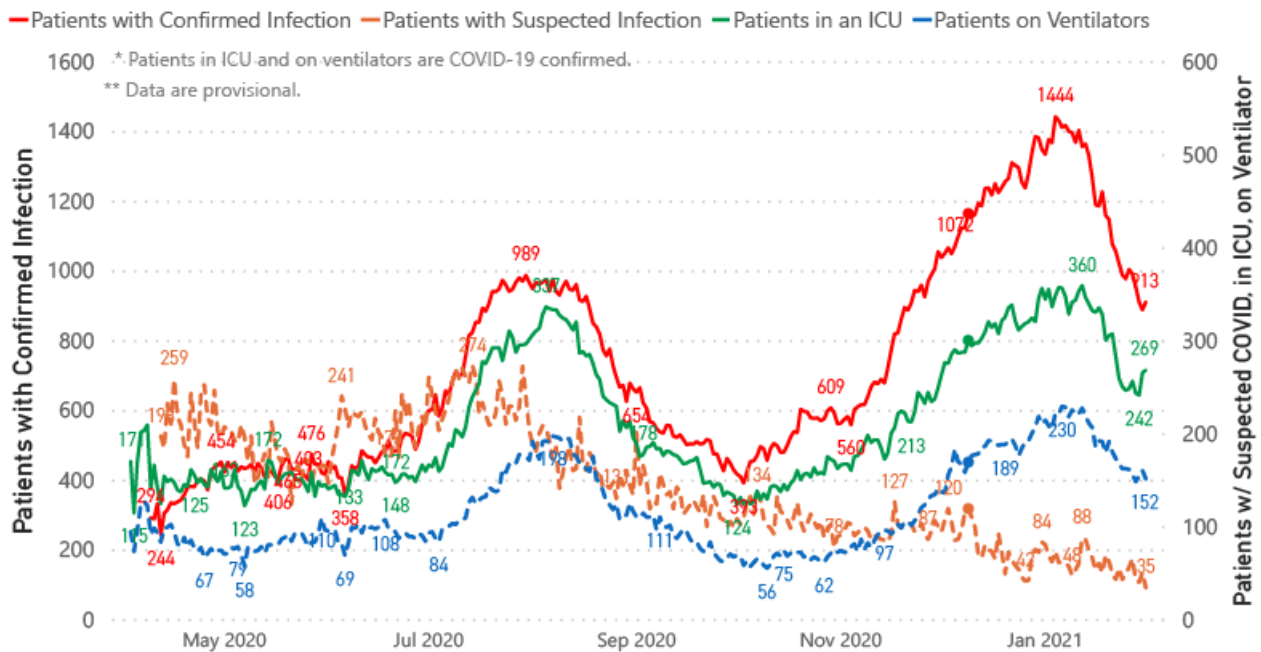
COVID-19 Hospitalizations Reported by MS Hospitals, 1/13/21-2/2/21 **, **



Hospitalization and ICU Use to Date

Updated weekly

COVID-19 Hospitalizations Trends, Reported by MS Hospitals as of 1/31/21 **, **



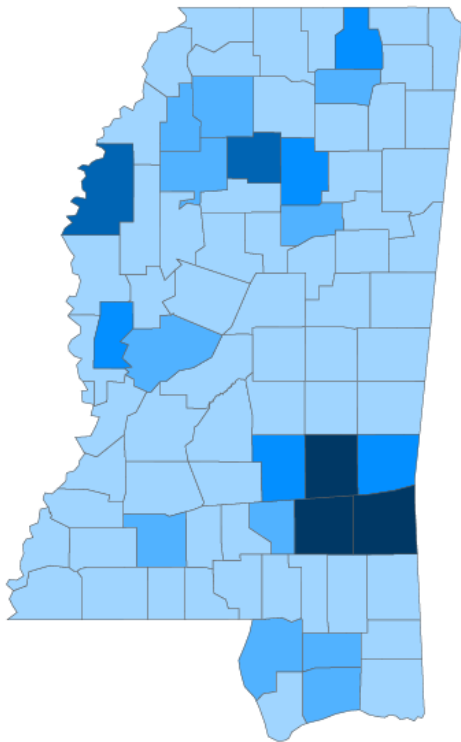
Daily Case Maps

▶ [View all interactive maps](#)

Recent COVID-19 Activity

The chart below shows counties according to COVID-19 incidence (cases by population) over the last 7 days. Also see [weekly county incidence tables](#)

Mississippi COVID-19 Cases Incidence Rate * as of February 2, 2021



7 Day Average
New Cases

1,235.7

7 Day Average
Incidence Rate *

42.0

Cumulative Cases

277,322

2019 Estimated Population

2,976,148

County	Incidence Rate	New Cases (7-Day Avg)	2019 Est. Population	Mask Mandate Status	Mask Mandate Started	Mask Mandate Ended
Wayne	92.7	18.7	20,183	None		
Jasper	83.7	13.7	16,383	None		
Jones	83.5	56.9	68,098	Active	11/24/20	
Yalobusha	77.9	9.4	12,108	Active	11/10/20	
Bolivar	77.4	23.7	30,628	Active	11/24/20	
Sharkey	69.4	3.0	4,321	None		
Clarke	67.1	10.4	15,541	None		
Tippah	62.9	13.9	22,015	Active	11/24/20	
Calhoun	61.7	8.9	14,361	None		
Smith	60.1	9.6	15,916	None		

● <50.0 ● 50.0 to 60.0 ● 60.0 to 70.0 ● 70.0 to 80.0 ● >80.0

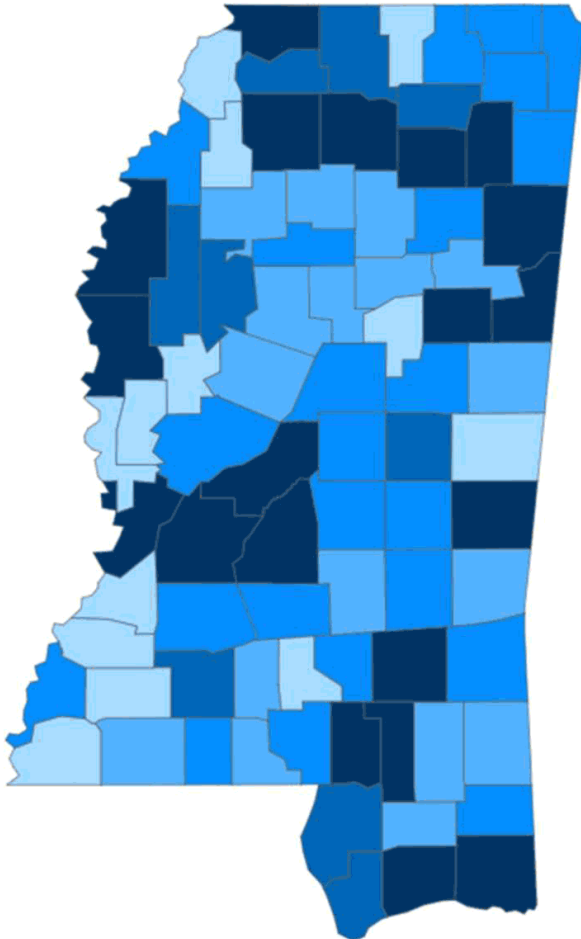
* Based on average daily new cases of past 7 days per 100,000 population.

Cumulative COVID-19 Cases

Total cases and deaths by county since the start of the pandemic. Also see [weekly estimate of recoveries](#)

Mississippi COVID-19 Cases and Deaths by Race with Ethnicity as of 6 pm CT, February 2, 2021

Total Cases 277,322



● 1 to 950 ● 951 to 1900 ● 1901 to 2850 ● 2851 to 3800 ● >3800

	American Indian or Alaska Native	Asian	Black	White	Other	Unknown
Non Hispanic	1,103	962	74,773	104,888	2,708	2,258
Hispanic	51	32	370	1,810	3,203	640
Unknown Ethnicity	977	316	17,003	25,678	6,903	33,647

Total Deaths 6,158

	American Indian or Alaska Native	Asian	Black	White	Other	Unknown
Non Hispanic	82	10	2,117	2,785	34	14
Hispanic	1	0	7	28	17	2
Unknown Ethnicity	23	7	322	509	55	145

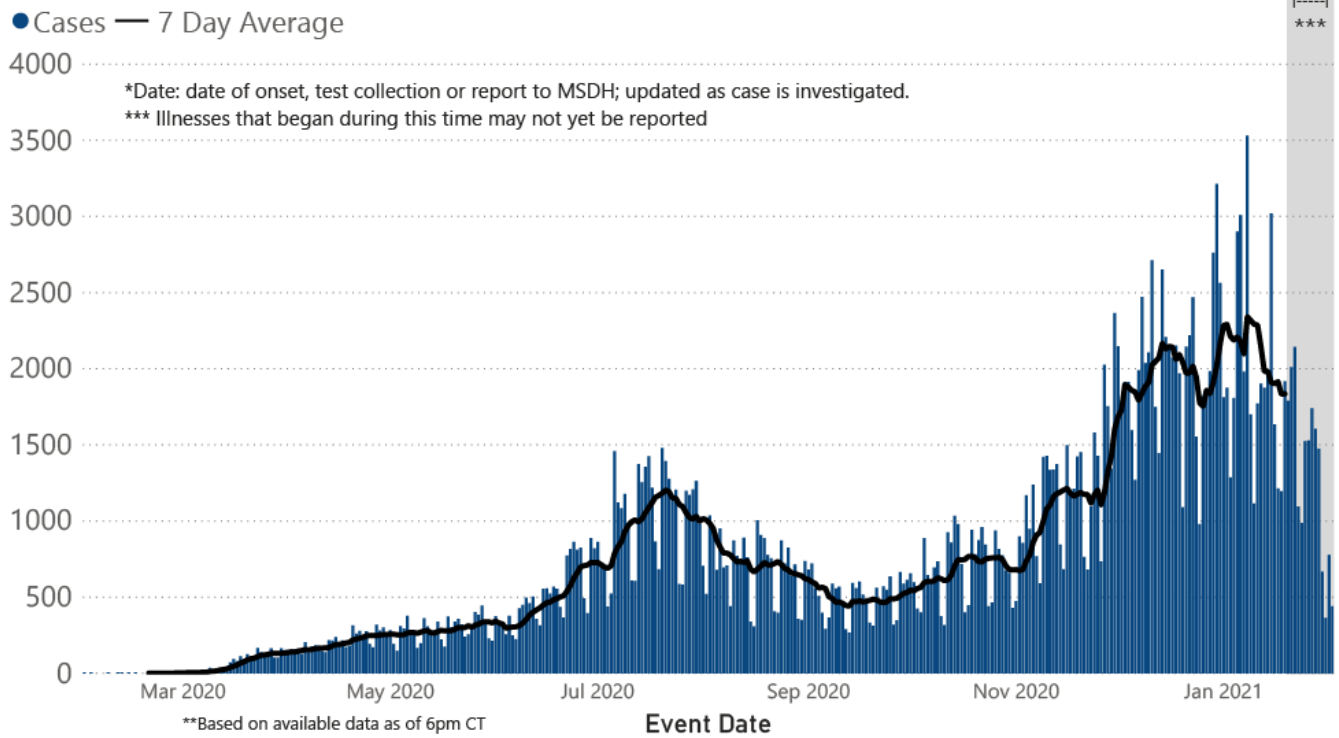
Daily Statewide Data Charts

Our state case map and other data charts are also available in interactive form.

► [View interactive epidemiological and surveillance charts](#)

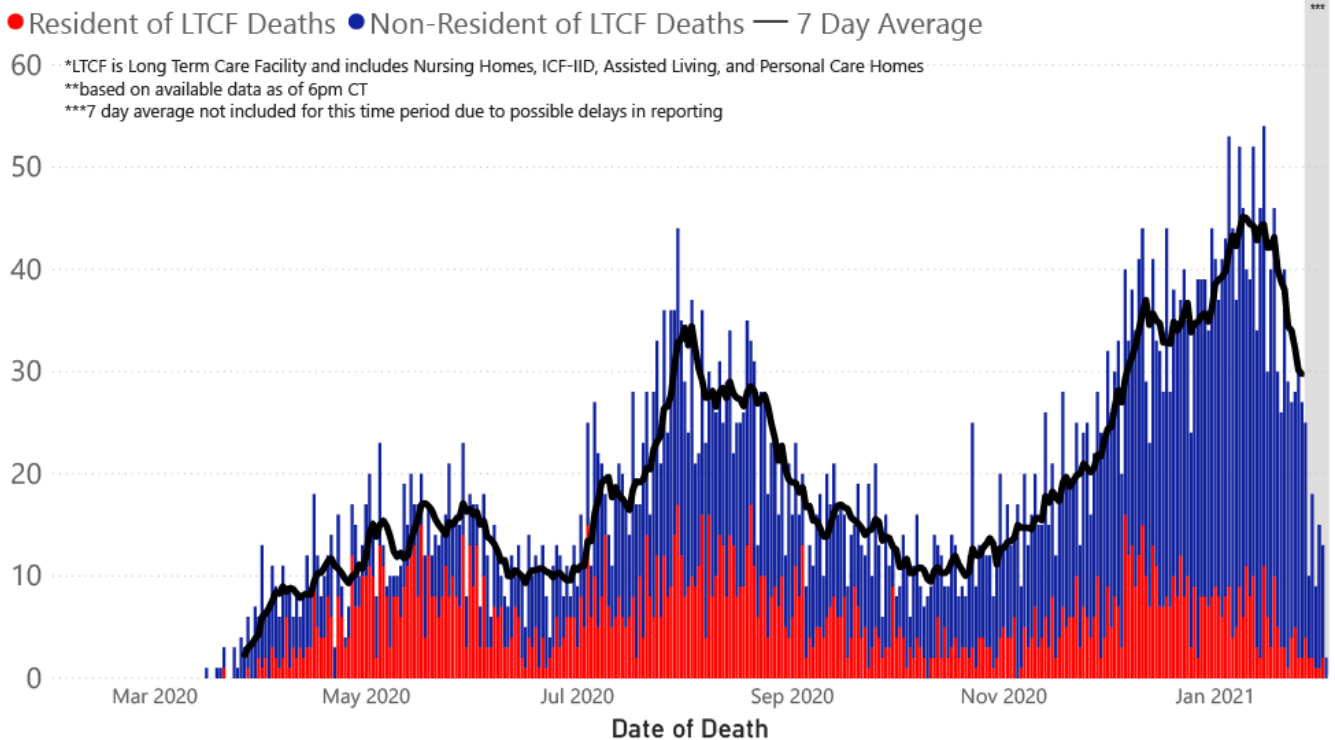
The charts below are based on available data at the time of publication. Charts do **not** include cases where insufficient details of the case are known.

COVID-19 Cases by Date* through February 2, 2021**, Mississippi



Note: Values up to two weeks in the past on the chart of Cases by Date above can change as we update it with new information from disease investigation.

COVID-19 LTCF* and Non-LTCF Deaths by Date of Death through February 2, 2021**, Mississippi



Charts of cases by age can now be found in the following section of weekly data charts.

Weekly Statewide Data Charts

NEW: Show or hide weekly data charts with the **All weekly charts** option below.

Includes:

- Cases, deaths and hospitalizations, analyzed by age, race/ethnicity, gender and other factors
- MIS-C cases and deaths
- Counties with high COVID-19 cases and incidence
- Syndromic surveillance

▶ [All weekly charts](#)

Estimated Recoveries

Presumed COVID-19 cases recovered, estimated weekly (does not include cases still under investigation).

COVID-19 Presumed Recovered Cases through January 24, 2021, Mississippi

222,812

Presumed Recovered*

*Reflects Provisional Estimates. Presumed Recovered if:

- 1) It has been 14 days or more since the case tested positive, if they were not hospitalized
- 2) It has been 21 days or more since the case tested positive, if they were hospitalized or hospitalization was unknown.

All deaths excluded. Presumed recovered counts will be updated weekly.

U.S. and World Cases

- ▶ [COVID-19 cases in the United States \(CDC\)](#)
- ▶ [U.S. COVID-19 Tracker \(CDC\)](#)
- ▶ [COVID-19 Global Case Map \(Johns Hopkins University\)](#)

COVID-19 Testing

Statewide Combined Testing as of January 30

COVID-19 testing providers around the state include commercial laboratories as well as hospital labs. Combined with testing done by the MSDH Public Health Laboratory, the figures provide a complete picture of all Mississippi testing. (Updated weekly)

PCR testing detects current, active COVID-19 infection in an individual.

Antibody (serology) testing identifies individuals with past COVID-19 infection based on antibodies they develop one to three weeks after infection.

Antigen testing is another way to identify current COVID-19 infection.

	Total tests	PCR	Antibody	Antigen
MSDH Public Health Laboratory	160,416	159,173	1,243	0
Other testing providers	2,064,442	1,342,240	73,480	648,722
Total tests for COVID-19 statewide	2,224,858	1,501,413	74,723	648,722

MSDH Individuals Tested as of February 2

MSDH Public Health Laboratory (MPHL) testing totals as of 3 p.m. These totals are for tests performed at the MPHL only.

- Total individuals tested by the MPHL: **103,966**
- Total positive individuals from MPHL tests: **12,663**

▶ [Getting tested for COVID-19](#)

Prevention and Guidance for Individuals and the Community

▶ [Preventive steps to take, recommendations, guidance and general information on COVID-19](#)

Get COVID-19 e-mail updates daily with our free newsletter:



Last reviewed on Mar 5,

2020

[error on this](#)

[email page](#)

[print](#)

Related resources

- ▶ [IT IS REAL: COVID-19 as Told by Survivors](#)
- ▶ [Free COVID-19 Testing and Local Testing Providers](#)
- ▶ [COVID-19 Guidance and Prevention for Individuals and the Community](#)
Updated December 22, 2020

More topics

- ▶ [\[Espanol, Tieng Viet, ASL \]](#)
- ▶ [County Data](#)
- ▶ [Diagnostic Testing EUA](#)
- ▶ [Handouts and Posters](#)
- ▶ [Healthcare Professionals](#)
- ▶ [Interactive Maps and Charts](#)
- ▶ [Prevention and Safety Guidance](#)

- ▶ [School Cases and Outbreaks](#)
- ▶ [Statewide COVID-19 Data](#)
- ▶ [Testing for COVID-19](#)
- ▶ [Vaccination Against COVID-19](#)

COVID-19 Vaccinations

Latest information

Questions and answers

Mississippi Vaccination Report

Mississippians 65 and older, or with chronic health conditions
now qualify for vaccination.

[FULL INFORMATION](#)

AGENCY

[About Us](#)

[Administration](#)

[Board of Health](#)

[County Offices](#)

[Institutional Review](#)

[Jobs](#)

[Locations](#)

[Public Health Laboratory](#)

[RFPs/Grants](#)

[More »](#)

[Intranet](#)

[OHIT+ER Service Center](#)

[Webmail](#)

INFORMATION

[Apps](#)

[Calendar of Events](#)

[Contact Us](#)

[Meetings](#)

[Health Resources](#)

[Hotlines](#)

[Locations](#)

[News](#)

[Newsletter](#)

[Phone Numbers](#)

[Español](#)

[I NEED A ...](#)

Birth Certificate
Certificate of Need
Children's Health Insurance
Complaint Form
Criminal History Check
Death Certificate
Divorce Record
Food Permit
Immunization Record
J-1 Visa
License Verification
Marriage Record
Professional License
Public Records Request
Wastewater Application

PUBLICATIONS

Annual Report
CON Weekly Reports
Health Facilities Directory
Mississippi Morbidity Reports
Public Health Report
State Health Plan
Strategic Plan

More »

Mississippi State Department of Health • 570 East Woodrow Wilson Dr • Jackson, MS 39216 • 866-HLTHY4U • Contact and information

