



Coronavirus Disease 2019 (COVID-19)

Updated February 4, 2021

Mississippi COVID-19 Hotline (7 days a week, 7 a.m.–7 p.m.): **877-978-6453**

General Information

- ▶ [COVID-19 vaccinations and Mississippi vaccination summary](#)
- ▶ [COVID-19 overview, questions and answers, and other resources](#)
- ▶ [COVID-19 and You: Video Q & A with State Health Officer Dr. Thomas Dobbs](#)
- ▶ [ASL, Spanish and Vietnamese materials](#)

Healthcare Professionals

Guidance and more →

- ▶ [Healthcare guidance](#)
- ▶ [Electronic reporting](#)
- ▶ [Vaccine providers](#)
- ▶ [Specimens](#)
- ▶ [Lab dropoff](#)
- ▶ [Facilities guidance](#)
- ▶ [MS-HAN Alerts](#)

ALL HEALTHCARE

Current Cases and Statistics

County and state data →

- ▶ [Today's update](#)
- ▶ [State data and reports](#)
- ▶ [County data](#)
- ▶ [Charts and maps](#)
- ▶ [Hospitalizations](#)
- ▶ [Lab testing](#)
- ▶ [Recoveries](#)

ALL STATISTICS

Prevention, Testing and Guidance

Personal and community →

- ▶ [Getting tested](#)
- ▶ [Personal protection](#)
- ▶ [Gatherings and events](#)
- ▶ [Business and community](#)
- ▶ [School guidelines](#)
- ▶ [State agencies](#)
- ▶ [Vaccinations](#)

ALL GUIDANCE

Home isolation is mandatory if you have tested positive for COVID-19 by [order of the State Health Officer](#). (If you are awaiting results of routine testing *not* related to exposure, you may [return to work](#) and follow the safety guidance of your employer.)

Quarantine is mandatory for household members of someone who has COVID-19. Home quarantine permits working under certain circumstances.

[More about isolation and quarantine »](#)

COVID-19 in Mississippi

New Cases and Deaths as of February 3

NEW CASES

1,210

New COVID-19 positive test results reported to MSDH as of 3 p.m. yesterday.

TOTAL MISSISSIPPI CASES

278,532

▶ [Totals by county](#)

NEW DEATHS

24

New COVID-19 related deaths reported to MSDH as of 3 p.m. yesterday.

Twenty-three deaths occurred between January 28 and February 3, 2021 in the counties below.

▶ [County list](#)

1 COVID-19 related death occurred on January 29, 2021, identified from death certificate reports.

▶ [County list](#)

TOTAL MISSISSIPPI DEATHS

6,182

▶ [Totals by county](#)

LTC OUTBREAKS

145

Current outbreaks in long-term care (LTC) facilities only. (See [LTC facility outbreak definition.](#))

▶ [Cases by county](#)

About our case counts: We currently update our case totals each day based on test results from the previous day. Outside laboratories also report positive test results to us, which are included in our totals. Multiple positive tests for the same individual are counted only once. County case numbers and deaths may change as investigation finds new or additional information.

Statewide COVID-19 Data and Reports

- ▶ [K-12 School Reports](#)
Weekly COVID-19 cases, outbreaks and exposure reported by Mississippi schools
- ▶ [Long-Term Care Facility and Residential Care Facility COVID-19 Reports](#)
Data reported directly to MSDH by the facility; cases and deaths in these reports may not yet be included in our totals of lab-reported cases.
- ▶ [Ongoing Outbreaks in Nursing Homes](#)
A wide variety of data from the Centers for Medicare and Medicaid (CMS)
- ▶ [Deaths from COVID-19 and Other Causes](#) PDF
Provisional counts by week of deaths from COVID-19, pneumonia/influenza, and heart disease
- ▶ [Laboratory Testing](#)
Number and type of COVID-19 tests performed
- ▶ [Mississippi COVID-19 Vaccination Report](#) PDF
Vaccinations distributed and administered as reported to MSDH by vaccination providers
- ▶ [Statewide data charts](#)

County COVID-19 Data

Race and Ethnicity

- ▶ [Total COVID-19 cases and deaths by county, race and ethnicity](#) PDF
Current and past data tables, updated daily

Data Snapshots for Individual Counties

- ▶ [Weekly COVID-19 snapshots for each Mississippi county](#)

High Cases and Incidence

- ▶ [Map of Mississippi counties by 7-day incidence](#)
- ▶ [Table of counties ranked by weekly cases and incidence](#)

Cumulative Cases and Deaths by County

Totals of all reported COVID-19 cases, including those in long-term care (LTC) facilities.

The numbers in this table are provisional. County case numbers and deaths may change as investigation finds new or additional information. The data provided below is the most current available.

| County | Total Cases | Total Deaths | Total LTC Facility Cases | Total LTC Facility Deaths |
|------------------------|----------------|--------------|--------------------------|---------------------------|
| Adams | 2232 | 72 | 72 | 15 |
| Alcorn | 2839 | 59 | 129 | 20 |
| Amite | 1072 | 30 | 54 | 7 |
| Attala | 2022 | 65 | 173 | 36 |
| Total | 278,532 | 6,182 | 10,281 | 1,914 |

| County | Total Cases | Total Deaths | Total LTC Facility Cases | Total LTC Facility Deaths |
|--------------------|----------------|--------------|--------------------------|---------------------------|
| Benton | 899 | 24 | 45 | 10 |
| Bolivar | 4385 | 111 | 226 | 31 |
| Calhoun | 1499 | 23 | 29 | 4 |
| Carroll | 1108 | 22 | 48 | 9 |
| Chickasaw | 1954 | 49 | 57 | 15 |
| Choctaw | 668 | 14 | 1 | 0 |
| Claiborne | 928 | 27 | 45 | 9 |
| Clarke | 1592 | 65 | 123 | 30 |
| Clay | 1735 | 45 | 34 | 5 |
| Coahoma | 2614 | 58 | 129 | 11 |
| Copiah | 2629 | 52 | 80 | 11 |
| Covington | 2339 | 73 | 136 | 39 |
| De Soto | 18569 | 212 | 113 | 24 |
| Forrest | 6582 | 131 | 225 | 50 |
| Franklin | 726 | 19 | 39 | 4 |
| George | 2171 | 43 | 59 | 7 |
| Greene | 1186 | 31 | 52 | 6 |
| Grenada | 2323 | 74 | 155 | 32 |
| Hancock | 3194 | 70 | 68 | 14 |
| Harrison | 15510 | 236 | 481 | 65 |
| Hinds | 17823 | 359 | 804 | 127 |
| Holmes | 1770 | 69 | 103 | 20 |
| Humphreys | 881 | 25 | 34 | 8 |
| Issaquena | 164 | 6 | 0 | 0 |
| Itawamba | 2799 | 68 | 133 | 23 |
| Jackson | 11636 | 201 | 231 | 30 |
| Jasper | 1960 | 39 | 41 | 2 |
| Jefferson | 592 | 23 | 40 | 7 |
| Jefferson Davis | 942 | 31 | 8 | 1 |
| Jones | 7371 | 125 | 217 | 41 |
| Kemper | 845 | 21 | 45 | 9 |
| Lafayette | 5499 | 106 | 187 | 55 |
| Lamar | 5361 | 67 | 53 | 13 |
| Total | 278,532 | 6,182 | 10,281 | 1,914 |

| County | Total Cases | Total Deaths | Total LTC Facility Cases | Total LTC Facility Deaths |
|--------------|----------------|--------------|--------------------------|---------------------------|
| Lauderdale | 6468 | 212 | 439 | 96 |
| Lawrence | 1137 | 18 | 27 | 2 |
| Leake | 2455 | 68 | 88 | 14 |
| Lee | 9346 | 151 | 217 | 41 |
| Leflore | 3224 | 114 | 236 | 52 |
| Lincoln | 3251 | 95 | 173 | 37 |
| Lowndes | 5779 | 130 | 256 | 62 |
| Madison | 9042 | 183 | 360 | 69 |
| Marion | 2394 | 76 | 158 | 24 |
| Marshall | 3760 | 83 | 64 | 15 |
| Monroe | 3857 | 118 | 189 | 55 |
| Montgomery | 1157 | 36 | 54 | 9 |
| Neshoba | 3596 | 162 | 201 | 58 |
| Newton | 2098 | 49 | 87 | 15 |
| Noxubee | 1182 | 27 | 35 | 6 |
| Oktibbeha | 4244 | 88 | 216 | 36 |
| Panola | 4068 | 88 | 102 | 13 |
| Pearl River | 3791 | 116 | 186 | 33 |
| Perry | 1094 | 32 | 21 | 7 |
| Pike | 2856 | 89 | 125 | 34 |
| Pontotoc | 3949 | 63 | 80 | 8 |
| Prentiss | 2614 | 56 | 99 | 15 |
| Quitman | 745 | 11 | 0 | 0 |
| Rankin | 11890 | 242 | 390 | 61 |
| Scott | 2786 | 58 | 114 | 11 |
| Sharkey | 481 | 17 | 43 | 8 |
| Simpson | 2532 | 76 | 158 | 20 |
| Smith | 1422 | 27 | 62 | 8 |
| Stone | 1622 | 28 | 84 | 14 |
| Sunflower | 3041 | 81 | 117 | 19 |
| Tallahatchie | 1642 | 37 | 50 | 7 |
| Tate | 2886 | 67 | 80 | 19 |
| Tippah | 2633 | 55 | 119 | 9 |
| Total | 278,532 | 6,182 | 10,281 | 1,914 |

| County | Total Cases | Total Deaths | Total LTC Facility Cases | Total LTC Facility Deaths |
|--------------|----------------|--------------|--------------------------|---------------------------|
| Tishomingo | 2040 | 63 | 102 | 27 |
| Tunica | 934 | 22 | 18 | 2 |
| Union | 3751 | 68 | 132 | 22 |
| Walthall | 1194 | 38 | 68 | 13 |
| Warren | 3940 | 110 | 170 | 38 |
| Washington | 5048 | 125 | 189 | 39 |
| Wayne | 2332 | 40 | 69 | 11 |
| Webster | 1026 | 24 | 58 | 11 |
| Wilkinson | 608 | 25 | 25 | 5 |
| Winston | 2147 | 74 | 130 | 39 |
| Yalobusha | 1337 | 36 | 82 | 22 |
| Yazoo | 2714 | 59 | 139 | 18 |
| Total | 278,532 | 6,182 | 10,281 | 1,914 |

Case Classifications

Mississippi investigates and reports both probable and confirmed cases and deaths according to the [CSTE case definition](#).

| | Confirmed | Probable | Total |
|--------|-----------|----------|----------------|
| Cases | 175,202 | 103,330 | 278,532 |
| Deaths | 4,441 | 1,741 | 6,182 |

Confirmed cases and deaths are generally determined by positive PCR tests, which detect the presence of ongoing coronavirus infection.

Probable cases are those who test positive by other testing methods such as antibody or antigen, and have recent symptoms consistent with COVID-19, indicating a recent infection.

Probable deaths are those individuals with a designation of COVID-19 as a cause of death on the death certificate, but where no confirmatory testing was performed.

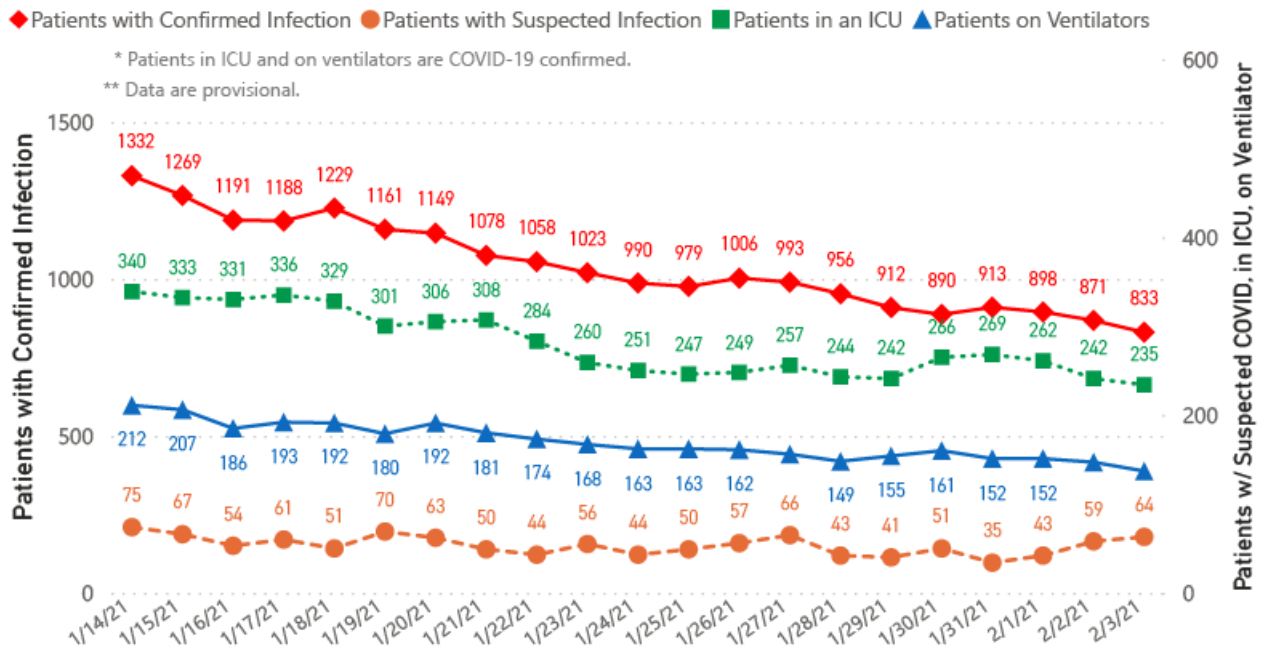
Mississippi COVID-19 Data Charts and Maps

All data reports below are updated as they become available.

Hospitalizations and Bed Availability

▶ [View interactive hospitalization charts](#)

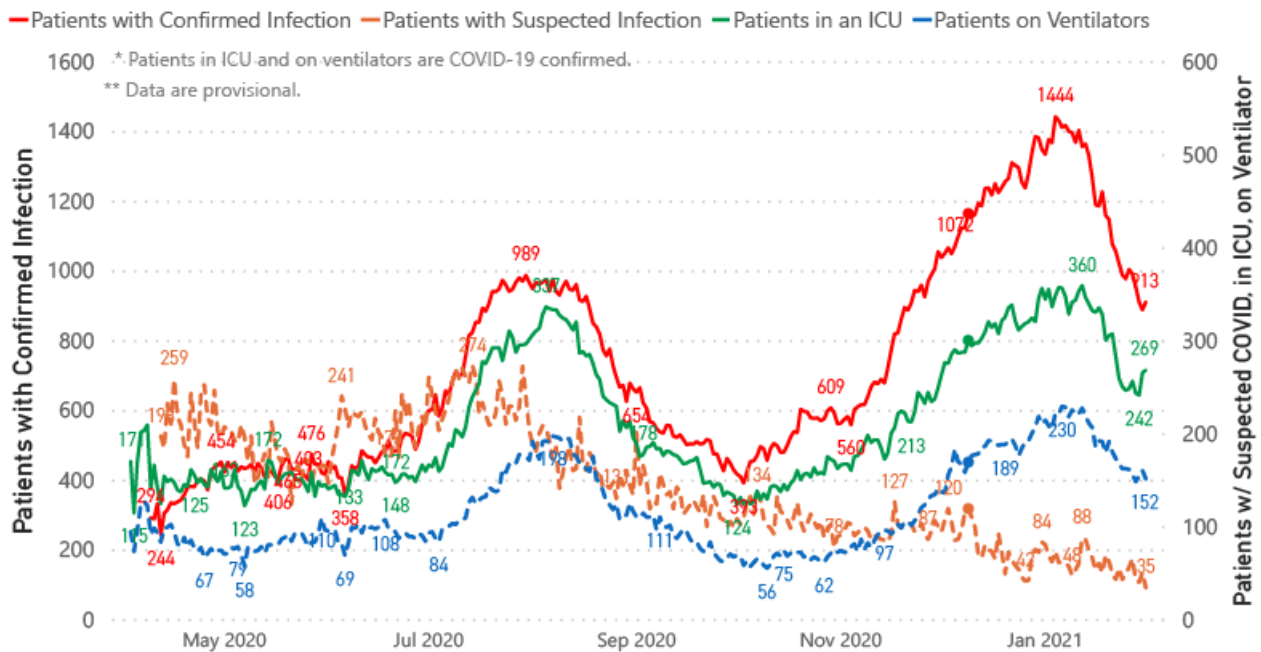
COVID-19 Hospitalizations Reported by MS Hospitals, 1/14/21-2/3/21 *,**



Hospitalization and ICU Use to Date

Updated weekly

COVID-19 Hospitalizations Trends, Reported by MS Hospitals as of 1/31/21 *,**



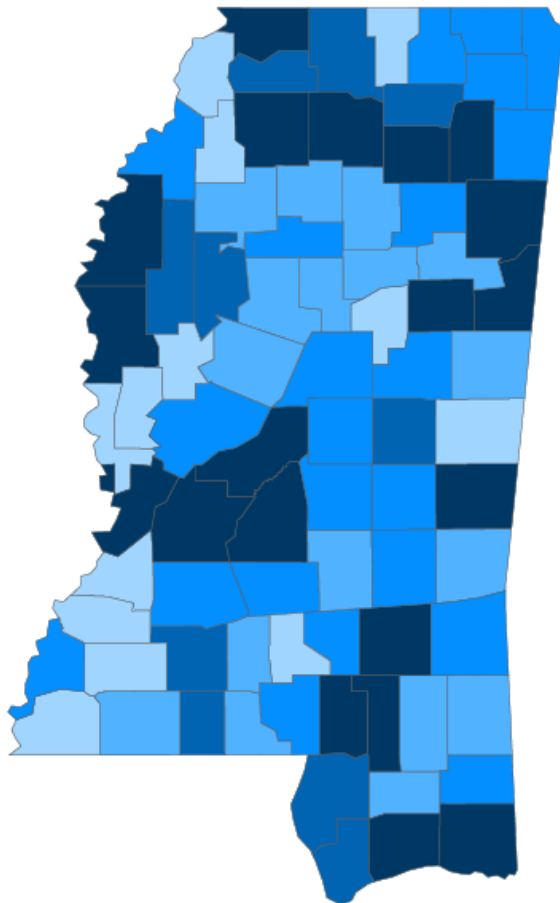
Daily Case Maps

► [View all interactive maps](#)

Recent COVID-19 Activity

The chart below shows counties according to COVID-19 incidence (cases by population) over the last 7 days. Also see [weekly county incidence tables](#)

Mississippi COVID-19 Cases and Deaths by Race with Ethnicity as of 6 pm CT, February 3, 2021



● 1 to 950 ● 951 to 1900 ● 1901 to 2850 ● 2851 to 3800 ● >3800

Total Cases

278,532

| | American Indian or Alaska Native | Asian | Black | White | Other | Unknown |
|-------------------|----------------------------------|-------|--------|---------|-------|---------|
| Non Hispanic | 1,107 | 975 | 75,111 | 105,455 | 2,725 | 2,287 |
| Hispanic | 50 | 32 | 373 | 1,814 | 3,220 | 641 |
| Unknown Ethnicity | 979 | 316 | 17,026 | 25,713 | 6,917 | 33,791 |

Total Deaths

6,182

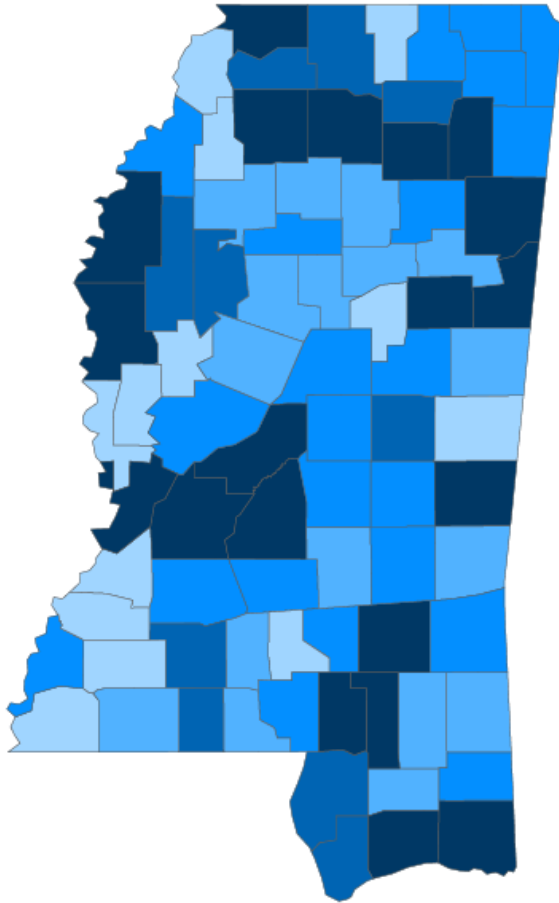
| | American Indian or Alaska Native | Asian | Black | White | Other | Unknown |
|-------------------|----------------------------------|-------|-------|-------|-------|---------|
| Non Hispanic | 82 | 10 | 2,121 | 2,805 | 34 | 14 |
| Hispanic | 1 | 0 | 7 | 28 | 17 | 2 |
| Unknown Ethnicity | 23 | 7 | 322 | 509 | 55 | 145 |

Cumulative COVID-19 Cases

Total cases and deaths by county since the start of the pandemic. Also see [weekly estimate of recoveries](#)

Mississippi COVID-19 Cases and Deaths by Race with Ethnicity as of 6 pm CT, February 3, 2021

Total Cases
278,532



● 1 to 950 ● 951 to 1900 ● 1901 to 2850 ● 2851 to 3800 ● >3800

| | American Indian or Alaska Native | Asian | Black | White | Other | Unknown |
|-------------------|----------------------------------|-------|--------|----------|-------|---------|
| Non Hispanic | 1,107 | 975 | 75,111 | 105,4... | 2,725 | 2,287 |
| Hispanic | 50 | 32 | 373 | 1,814 | 3,220 | 641 |
| Unknown Ethnicity | 979 | 316 | 17,026 | 25,713 | 6,917 | 33,791 |

Total Deaths
6,182

| | American Indian or Alaska Native | Asian | Black | White | Other | Unknown |
|-------------------|----------------------------------|-------|-------|-------|-------|---------|
| Non Hispanic | 82 | 10 | 2,121 | 2,805 | 34 | 14 |
| Hispanic | 1 | 0 | 7 | 28 | 17 | 2 |
| Unknown Ethnicity | 23 | 7 | 322 | 509 | 55 | 145 |

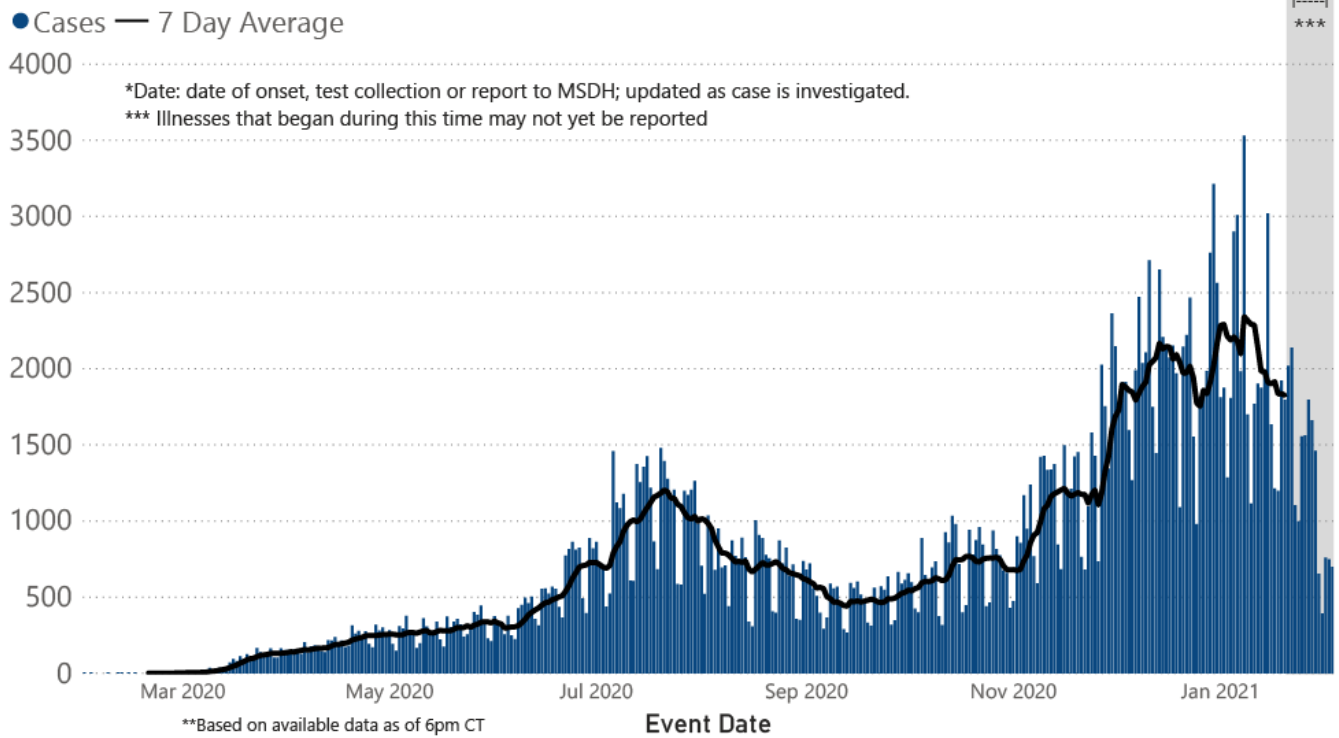
Daily Statewide Data Charts

Our state case map and other data charts are also available in interactive form.

▶ [View interactive epidemiological and surveillance charts](#)

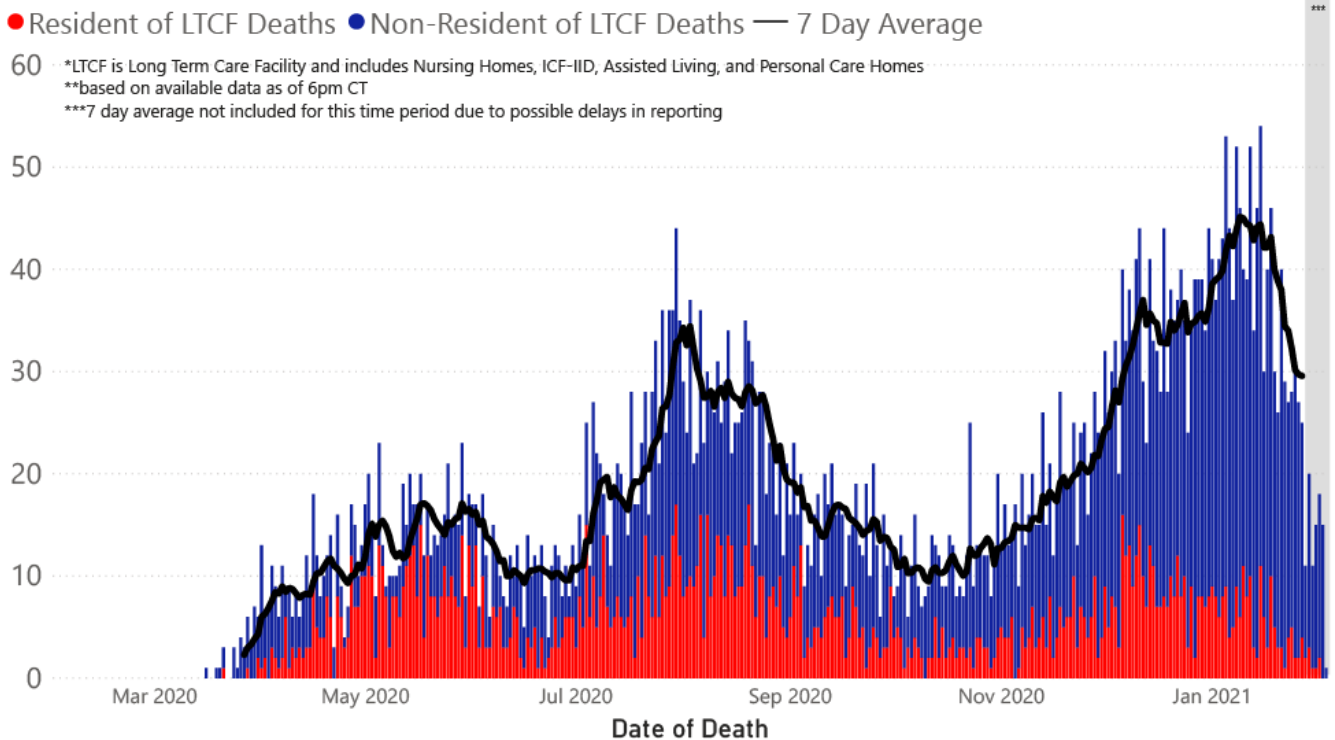
The charts below are based on available data at the time of publication. Charts do **not** include cases where insufficient details of the case are known.

COVID-19 Cases by Date* through February 3, 2021**, Mississippi



Note: Values up to two weeks in the past on the chart of Cases by Date above can change as we update it with new information from disease investigation.

COVID-19 LTCF* and Non-LTCF Deaths by Date of Death through February 3, 2021**, Mississippi



Charts of cases by age can now be found in the following section of weekly data charts.

Weekly Statewide Data Charts

NEW: Show or hide weekly data charts with the **All weekly charts** option below.

Includes:

- Cases, deaths and hospitalizations, analyzed by age, race/ethnicity, gender and other factors
- MIS-C cases and deaths
- Counties with high COVID-19 cases and incidence
- Syndromic surveillance

▶ [All weekly charts](#)

Estimated Recoveries

Presumed COVID-19 cases recovered, estimated weekly (does not include cases still under investigation).

COVID-19 Presumed Recovered Cases through January 31, 2021, Mississippi

238,176

Presumed Recovered*

*Reflects Provisional Estimates. Presumed Recovered if:

- 1) It has been 14 days or more since the case tested positive, if they were not hospitalized
- 2) It has been 21 days or more since the case tested positive, if they were hospitalized or hospitalization was unknown.

All deaths excluded. Presumed recovered counts will be updated weekly.

U.S. and World Cases

- ▶ [COVID-19 cases in the United States \(CDC\)](#)
- ▶ [U.S. COVID-19 Tracker \(CDC\)](#)
- ▶ [COVID-19 Global Case Map \(Johns Hopkins University\)](#)

COVID-19 Testing

Statewide Combined Testing as of January 30

COVID-19 testing providers around the state include commercial laboratories as well as hospital labs. Combined with testing done by the MSDH Public Health Laboratory, the figures provide a complete picture of all Mississippi testing. (Updated weekly)

PCR testing detects current, active COVID-19 infection in an individual.

Antibody (serology) testing identifies individuals with past COVID-19 infection based on antibodies they develop one to three weeks after infection.

Antigen testing is another way to identify current COVID-19 infection.

| | Total tests | PCR | Antibody | Antigen |
|------------------------------------|------------------|------------------|---------------|----------------|
| MSDH Public Health Laboratory | 160,416 | 159,173 | 1,243 | 0 |
| Other testing providers | 2,064,442 | 1,342,240 | 73,480 | 648,722 |
| Total tests for COVID-19 statewide | 2,224,858 | 1,501,413 | 74,723 | 648,722 |

MSDH Individuals Tested as of February 3

MSDH Public Health Laboratory (MPHL) testing totals as of 3 p.m. These totals are for tests performed at the MPHL only.

- Total individuals tested by the MPHL: **104,155**
- Total positive individuals from MPHL tests: **12,749**

▶ [Getting tested for COVID-19](#)

Prevention and Guidance for Individuals and the Community

▶ [Preventive steps to take, recommendations, guidance and general information on COVID-19](#)

Get COVID-19 e-mail updates daily with our free newsletter:



Last reviewed on Mar 5,

2020

[error on this](#)

[email page](#)

[print](#)

Related resources

- ▶ [IT IS REAL: COVID-19 as Told by Survivors](#)
- ▶ [Free COVID-19 Testing and Local Testing Providers](#)
- ▶ [COVID-19 Guidance and Prevention for Individuals and the Community](#)
Updated December 22, 2020

More topics

- ▶ [\[Espanol, Tieng Viet, ASL \]](#)
- ▶ [County Data](#)
- ▶ [Diagnostic Testing EUA](#)
- ▶ [Handouts and Posters](#)
- ▶ [Healthcare Professionals](#)
- ▶ [Interactive Maps and Charts](#)
- ▶ [Prevention and Safety Guidance](#)

- ▶ [School Cases and Outbreaks](#)
- ▶ [Statewide COVID-19 Data](#)
- ▶ [Testing for COVID-19](#)
- ▶ [Vaccination Against COVID-19](#)

COVID-19 Vaccinations

Latest information

Questions and answers

Mississippi Vaccination Report

Mississippians 65 and older, or with chronic health conditions
now qualify for vaccination.

[FULL INFORMATION](#)

AGENCY

[About Us](#)

[Administration](#)

[Board of Health](#)

[County Offices](#)

[Institutional Review](#)

[Jobs](#)

[Locations](#)

[Public Health Laboratory](#)

[RFPs/Grants](#)

[More »](#)

[Intranet](#)

[OHIT+ER Service Center](#)

[Webmail](#)

INFORMATION

[Apps](#)

[Calendar of Events](#)

[Contact Us](#)

[Meetings](#)

[Health Resources](#)

[Hotlines](#)

[Locations](#)

[News](#)

[Newsletter](#)

[Phone Numbers](#)

[Español](#)

[I NEED A ...](#)

Birth Certificate
Certificate of Need
Children's Health Insurance
Complaint Form
Criminal History Check
Death Certificate
Divorce Record
Food Permit
Immunization Record
J-1 Visa
License Verification
Marriage Record
Professional License
Public Records Request
Wastewater Application

PUBLICATIONS

Annual Report
CON Weekly Reports
Health Facilities Directory
Mississippi Morbidity Reports
Public Health Report
State Health Plan
Strategic Plan

More »

Mississippi State Department of Health • 570 East Woodrow Wilson Dr • Jackson, MS 39216 • 866-HLTHY4U • Contact and information

