



## Coronavirus Disease 2019 (COVID-19)

*Updated February 4, 2021*

Mississippi COVID-19 Hotline (7 days a week, 7 a.m.–7 p.m.): **877-978-6453**

---

## General Information

- ▶ [COVID-19 vaccinations and Mississippi vaccination summary](#)
- ▶ [COVID-19 overview, questions and answers, and other resources](#)
- ▶ [COVID-19 and You: Video Q & A with State Health Officer Dr. Thomas Dobbs](#)
- ▶ [ASL, Spanish and Vietnamese materials](#)

## Healthcare Professionals

Guidance and more →

- ▶ [Healthcare guidance](#)
- ▶ [Electronic reporting](#)
- ▶ [Vaccine providers](#)
- ▶ [Specimens](#)
- ▶ [Lab dropoff](#)
- ▶ [Facilities guidance](#)
- ▶ [MS-HAN Alerts](#)

## ALL HEALTHCARE

### Current Cases and Statistics

County and state data →

- ▶ [Today's update](#)
- ▶ [State data and reports](#)
- ▶ [County data](#)
- ▶ [Charts and maps](#)
- ▶ [Hospitalizations](#)
- ▶ [Lab testing](#)
- ▶ [Recoveries](#)

## ALL STATISTICS

### Prevention, Testing and Guidance

Personal and community →

- ▶ [Getting tested](#)
- ▶ [Personal protection](#)
- ▶ [Gatherings and events](#)
- ▶ [Business and community](#)
- ▶ [School guidelines](#)
- ▶ [State agencies](#)
- ▶ [Vaccinations](#)

## ALL GUIDANCE

**Home isolation is mandatory if you have tested positive for COVID-19** by [order of the State Health Officer](#). (If you are awaiting results of routine testing *not* related to exposure, you may [return to work](#) and follow the safety guidance of your employer.)

**Quarantine is mandatory for household members** of someone who has COVID-19. Home quarantine permits working under certain circumstances.

[More about isolation and quarantine »](#)

## COVID-19 in Mississippi

New Cases and Deaths as of February 3

## NEW CASES

1,210

New COVID-19 positive test results reported to MSDH as of 3 p.m. yesterday.

### TOTAL MISSISSIPPI CASES

278,532

▶ [Totals by county](#)

## NEW DEATHS

24

New COVID-19 related deaths reported to MSDH as of 3 p.m. yesterday.

Twenty-three deaths occurred between January 28 and February 3, 2021 in the counties below.

▶ [County list](#)

1 COVID-19 related death occurred on January 29, 2021, identified from death certificate reports.

▶ [County list](#)

### TOTAL MISSISSIPPI DEATHS

6,182

▶ [Totals by county](#)

## LTC OUTBREAKS

145

Current outbreaks in long-term care (LTC) facilities only. (See [LTC facility outbreak definition.](#))

▶ [Cases by county](#)

**About our case counts:** We currently update our case totals each day based on test results from the previous day. Outside laboratories also report positive test results to us, which are included in our totals. Multiple positive tests for the same individual are counted only once. County case numbers and deaths may change as investigation finds new or additional information.

## Statewide COVID-19 Data and Reports

- ▶ [K-12 School Reports](#)  
Weekly COVID-19 cases, outbreaks and exposure reported by Mississippi schools
- ▶ [Long-Term Care Facility and Residential Care Facility COVID-19 Reports](#)  
Data reported directly to MSDH by the facility; cases and deaths in these reports may not yet be included in our totals of lab-reported cases.
- ▶ [Ongoing Outbreaks in Nursing Homes](#)  
A wide variety of data from the Centers for Medicare and Medicaid (CMS)
- ▶ [Deaths from COVID-19 and Other Causes](#) PDF  
Provisional counts by week of deaths from COVID-19, pneumonia/influenza, and heart disease
- ▶ [Laboratory Testing](#)  
Number and type of COVID-19 tests performed
- ▶ [Mississippi COVID-19 Vaccination Report](#) PDF  
Vaccinations distributed and administered as reported to MSDH by vaccination providers
- ▶ [Statewide data charts](#)

## County COVID-19 Data

### Race and Ethnicity

- ▶ [Total COVID-19 cases and deaths by county, race and ethnicity](#) PDF  
Current and past data tables, updated daily

### Data Snapshots for Individual Counties

- ▶ [Weekly COVID-19 snapshots for each Mississippi county](#)

### High Cases and Incidence

- ▶ [Map of Mississippi counties by 7-day incidence](#)
- ▶ [Table of counties ranked by weekly cases and incidence](#)

### Cumulative Cases and Deaths by County

Totals of all reported COVID-19 cases, including those in long-term care (LTC) facilities.

**The numbers in this table are provisional.** County case numbers and deaths may change as investigation finds new or additional information. The data provided below is the most current available.

County	Total Cases	Total Deaths	Total LTC Facility Cases	Total LTC Facility Deaths
<a href="#">Adams</a>	2232	72	72	15
<a href="#">Alcorn</a>	2839	59	129	20
<a href="#">Amite</a>	1072	30	54	7
<a href="#">Attala</a>	2022	65	173	36
<b>Total</b>	<b>278,532</b>	<b>6,182</b>	<b>10,281</b>	<b>1,914</b>

County	Total Cases	Total Deaths	Total LTC Facility Cases	Total LTC Facility Deaths
Benton	899	24	45	10
Bolivar	4385	111	226	31
Calhoun	1499	23	29	4
Carroll	1108	22	48	9
Chickasaw	1954	49	57	15
Choctaw	668	14	1	0
Claiborne	928	27	45	9
Clarke	1592	65	123	30
Clay	1735	45	34	5
Coahoma	2614	58	129	11
Copiah	2629	52	80	11
Covington	2339	73	136	39
De Soto	18569	212	113	24
Forrest	6582	131	225	50
Franklin	726	19	39	4
George	2171	43	59	7
Greene	1186	31	52	6
Grenada	2323	74	155	32
Hancock	3194	70	68	14
Harrison	15510	236	481	65
Hinds	17823	359	804	127
Holmes	1770	69	103	20
Humphreys	881	25	34	8
Issaquena	164	6	0	0
Itawamba	2799	68	133	23
Jackson	11636	201	231	30
Jasper	1960	39	41	2
Jefferson	592	23	40	7
Jefferson Davis	942	31	8	1
Jones	7371	125	217	41
Kemper	845	21	45	9
Lafayette	5499	106	187	55
Lamar	5361	67	53	13
<b>Total</b>	<b>278,532</b>	<b>6,182</b>	<b>10,281</b>	<b>1,914</b>

County	Total Cases	Total Deaths	Total LTC Facility Cases	Total LTC Facility Deaths
Lauderdale	6468	212	439	96
Lawrence	1137	18	27	2
Leake	2455	68	88	14
Lee	9346	151	217	41
Leflore	3224	114	236	52
Lincoln	3251	95	173	37
Lowndes	5779	130	256	62
Madison	9042	183	360	69
Marion	2394	76	158	24
Marshall	3760	83	64	15
Monroe	3857	118	189	55
Montgomery	1157	36	54	9
Neshoba	3596	162	201	58
Newton	2098	49	87	15
Noxubee	1182	27	35	6
Oktibbeha	4244	88	216	36
Panola	4068	88	102	13
Pearl River	3791	116	186	33
Perry	1094	32	21	7
Pike	2856	89	125	34
Pontotoc	3949	63	80	8
Prentiss	2614	56	99	15
Quitman	745	11	0	0
Rankin	11890	242	390	61
Scott	2786	58	114	11
Sharkey	481	17	43	8
Simpson	2532	76	158	20
Smith	1422	27	62	8
Stone	1622	28	84	14
Sunflower	3041	81	117	19
Tallahatchie	1642	37	50	7
Tate	2886	67	80	19
Tippah	2633	55	119	9
<b>Total</b>	<b>278,532</b>	<b>6,182</b>	<b>10,281</b>	<b>1,914</b>

County	Total Cases	Total Deaths	Total LTC Facility Cases	Total LTC Facility Deaths
Tishomingo	2040	63	102	27
Tunica	934	22	18	2
Union	3751	68	132	22
Walthall	1194	38	68	13
Warren	3940	110	170	38
Washington	5048	125	189	39
Wayne	2332	40	69	11
Webster	1026	24	58	11
Wilkinson	608	25	25	5
Winston	2147	74	130	39
Yalobusha	1337	36	82	22
Yazoo	2714	59	139	18
<b>Total</b>	<b>278,532</b>	<b>6,182</b>	<b>10,281</b>	<b>1,914</b>

## Case Classifications

Mississippi investigates and reports both probable and confirmed cases and deaths according to the [CSTE case definition](#).

	Confirmed	Probable	Total
Cases	175,202	103,330	<b>278,532</b>
Deaths	4,441	1,741	<b>6,182</b>

Confirmed cases and deaths are generally determined by positive PCR tests, which detect the presence of ongoing coronavirus infection.

Probable cases are those who test positive by other testing methods such as antibody or antigen, and have recent symptoms consistent with COVID-19, indicating a recent infection.

Probable deaths are those individuals with a designation of COVID-19 as a cause of death on the death certificate, but where no confirmatory testing was performed.

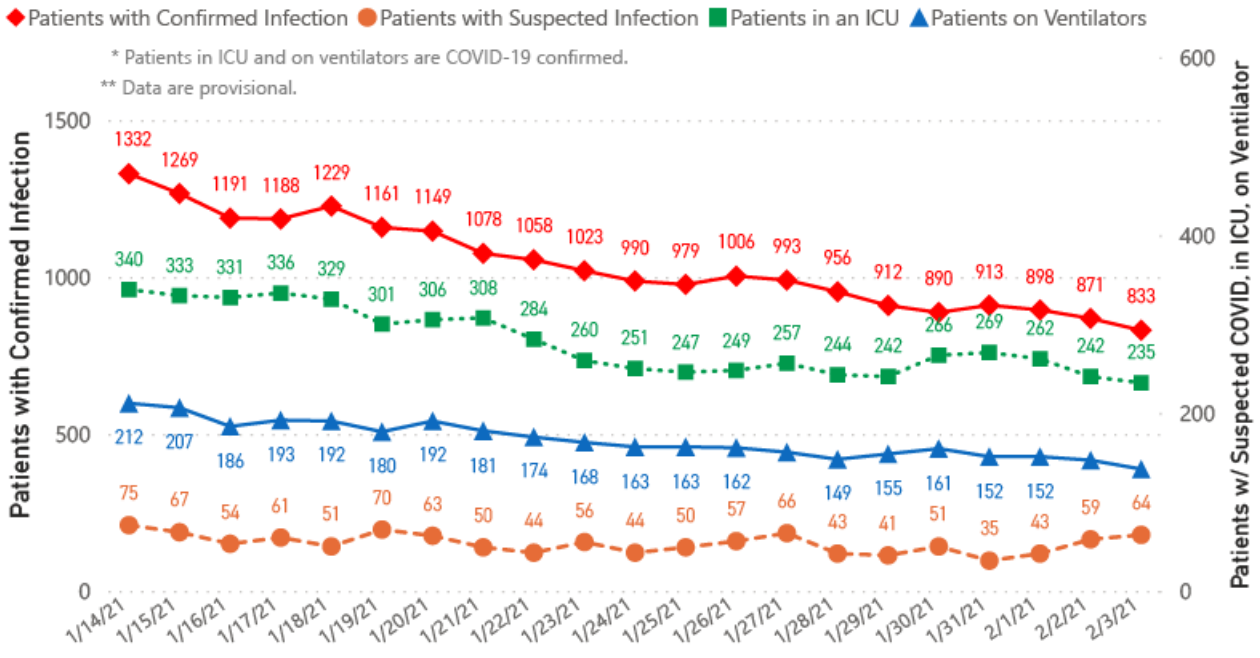
## Mississippi COVID-19 Data Charts and Maps

All data reports below are updated as they become available.

## Hospitalizations and Bed Availability

► [View interactive hospitalization charts](#)

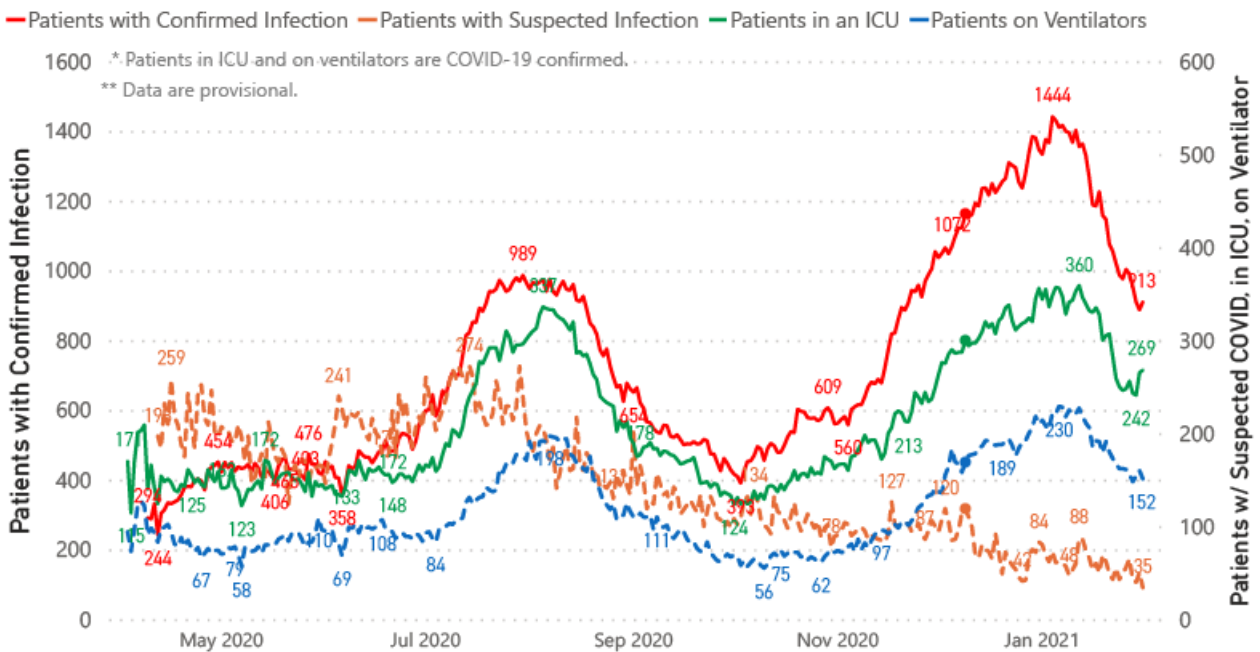
## COVID-19 Hospitalizations Reported by MS Hospitals, 1/14/21-2/3/21 \*,\*\*



### Hospitalization and ICU Use to Date

Updated weekly

## COVID-19 Hospitalizations Trends, Reported by MS Hospitals as of 1/31/21 \*,\*\*



### Daily Case Maps

▶ [View all interactive maps](#)

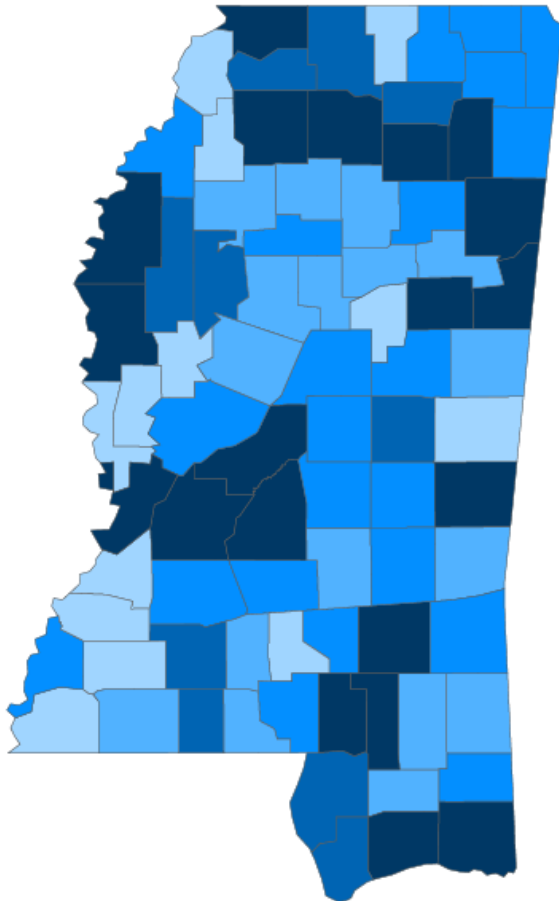


## Recent COVID-19 Activity

The chart below shows counties according to COVID-19 incidence (cases by population) over the last 7 days. Also see [weekly county incidence tables](#)

### Mississippi COVID-19 Cases and Deaths by Race with Ethnicity as of 6 pm CT, February 3, 2021

Total Cases  
**278,532**



● 1 to 950 ● 951 to 1900 ● 1901 to 2850 ● 2851 to 3800 ● >3800

	American Indian or Alaska Native	Asian	Black	White	Other	Unknown
Non Hispanic	1,107	975	75,111	105,455	2,725	2,287
Hispanic	50	32	373	1,814	3,220	641
Unknown Ethnicity	979	316	17,026	25,713	6,917	33,791

Total Deaths  
**6,182**

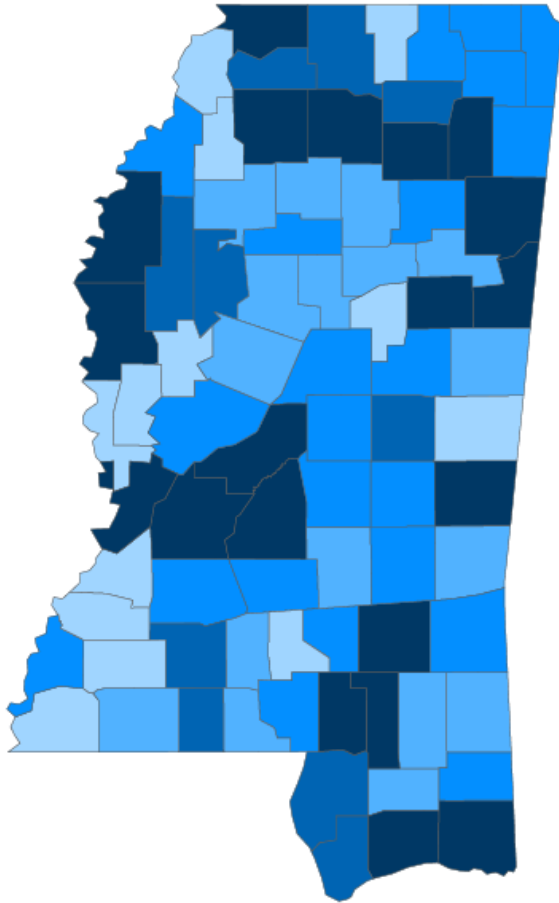
	American Indian or Alaska Native	Asian	Black	White	Other	Unknown
Non Hispanic	82	10	2,121	2,805	34	14
Hispanic	1	0	7	28	17	2
Unknown Ethnicity	23	7	322	509	55	145

## Cumulative COVID-19 Cases

Total cases and deaths by county since the start of the pandemic. Also see [weekly estimate of recoveries](#)

# Mississippi COVID-19 Cases and Deaths by Race with Ethnicity as of 6 pm CT, February 3, 2021

Total Cases  
**278,532**



● 1 to 950 ● 951 to 1900 ● 1901 to 2850 ● 2851 to 3800 ● >3800

	American Indian or Alaska Native	Asian	Black	White	Other	Unknown
<b>Non Hispanic</b>	1,107	975	75,111	105,4...	2,725	2,287
<b>Hispanic</b>	50	32	373	1,814	3,220	641
<b>Unknown Ethnicity</b>	979	316	17,026	25,713	6,917	33,791

Total Deaths  
**6,182**

	American Indian or Alaska Native	Asian	Black	White	Other	Unknown
<b>Non Hispanic</b>	82	10	2,121	2,805	34	14
<b>Hispanic</b>	1	0	7	28	17	2
<b>Unknown Ethnicity</b>	23	7	322	509	55	145

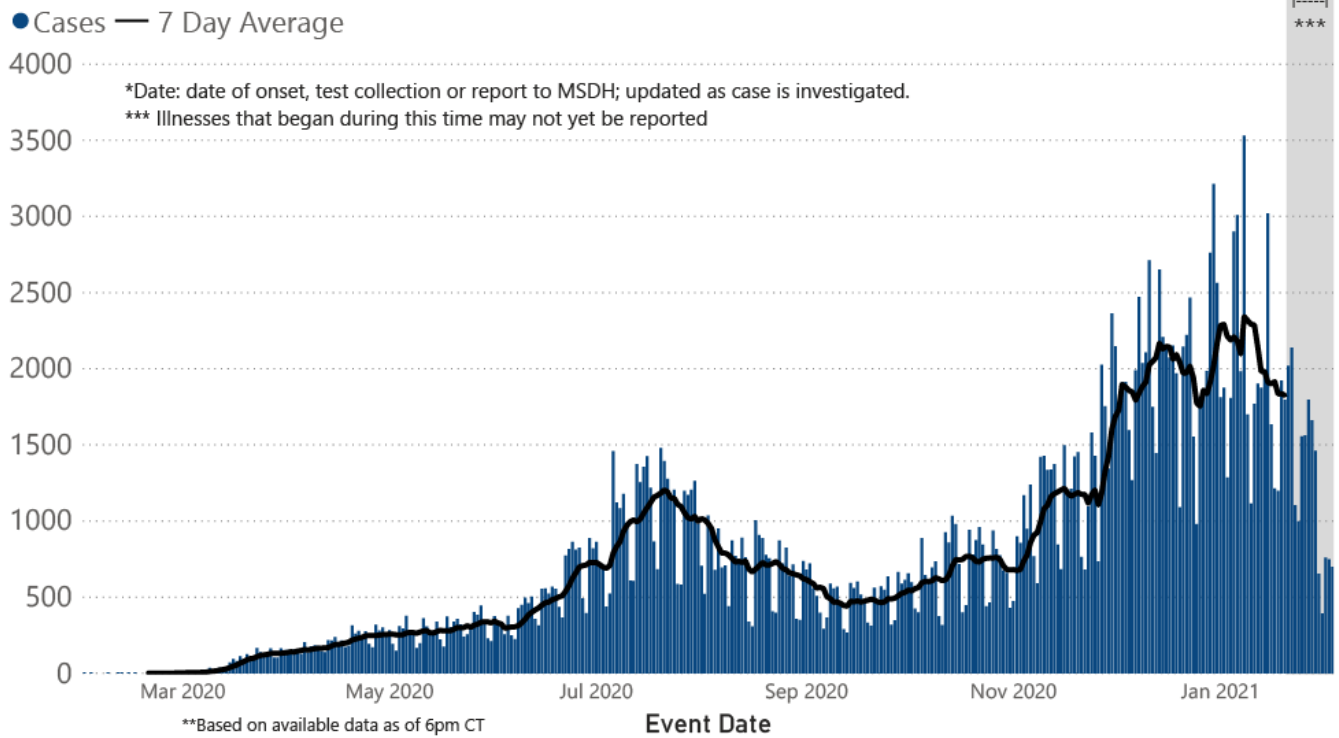
## Daily Statewide Data Charts

Our state case map and other data charts are also available in interactive form.

▶ [View interactive epidemiological and surveillance charts](#)

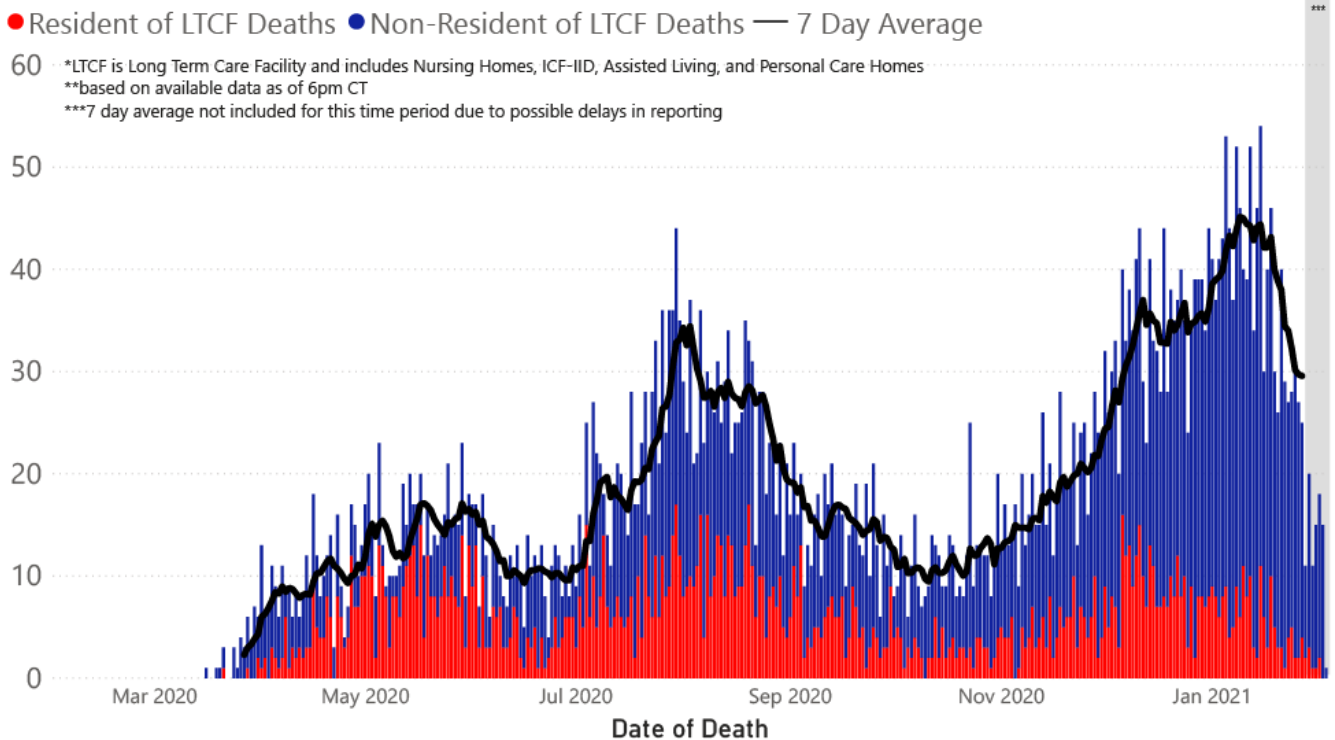
The charts below are based on available data at the time of publication. Charts do **not** include cases where insufficient details of the case are known.

## COVID-19 Cases by Date\* through February 3, 2021\*\*, Mississippi



**Note:** Values up to two weeks in the past on the chart of Cases by Date above can change as we update it with new information from disease investigation.

## COVID-19 LTCF\* and Non-LTCF Deaths by Date of Death through February 3, 2021\*\*, Mississippi



Charts of cases by age can now be found in the following section of weekly data charts.

## Weekly Statewide Data Charts

**NEW:** Show or hide weekly data charts with the **All weekly charts** option below.

Includes:

- Cases, deaths and hospitalizations, analyzed by age, race/ethnicity, gender and other factors
- MIS-C cases and deaths
- Counties with high COVID-19 cases and incidence
- Syndromic surveillance

▶ [All weekly charts](#)

## Estimated Recoveries

Presumed COVID-19 cases recovered, estimated weekly (does not include cases still under investigation).

### COVID-19 Presumed Recovered Cases through January 31, 2021, Mississippi

238,176

Presumed Recovered\*

\*Reflects Provisional Estimates. Presumed Recovered if:

- 1) It has been 14 days or more since the case tested positive, if they were not hospitalized
- 2) It has been 21 days or more since the case tested positive, if they were hospitalized or hospitalization was unknown.

All deaths excluded. Presumed recovered counts will be updated weekly.

## U.S. and World Cases

- ▶ [COVID-19 cases in the United States \(CDC\)](#)
- ▶ [U.S. COVID-19 Tracker \(CDC\)](#)
- ▶ [COVID-19 Global Case Map \(Johns Hopkins University\)](#)

## COVID-19 Testing

## Statewide Combined Testing as of January 30

COVID-19 testing providers around the state include commercial laboratories as well as hospital labs. Combined with testing done by the MSDH Public Health Laboratory, the figures provide a complete picture of all Mississippi testing. (Updated weekly)

**PCR** testing detects current, active COVID-19 infection in an individual.

**Antibody** (serology) testing identifies individuals with past COVID-19 infection based on antibodies they develop one to three weeks after infection.

**Antigen** testing is another way to identify current COVID-19 infection.

	Total tests	PCR	Antibody	Antigen
MSDH Public Health Laboratory	160,416	159,173	1,243	0
Other testing providers	2,064,442	1,342,240	73,480	648,722
Total tests for COVID-19 statewide	<b>2,224,858</b>	<b>1,501,413</b>	<b>74,723</b>	<b>648,722</b>

## MSDH Individuals Tested as of February 3

MSDH Public Health Laboratory (MPHL) testing totals as of 3 p.m. These totals are for tests performed at the MPHL only.

- Total individuals tested by the MPHL: **104,155**
- Total positive individuals from MPHL tests: **12,749**

▶ [Getting tested for COVID-19](#)

## Prevention and Guidance for Individuals and the Community

▶ [Preventive steps to take, recommendations, guidance and general information on COVID-19](#)

Get COVID-19 e-mail updates daily with our free newsletter:



Last reviewed on Mar 5,

2020

[error on this](#)

[email page](#)

[print](#)

### *Related resources*

- ▶ [IT IS REAL: COVID-19 as Told by Survivors](#)
- ▶ [Free COVID-19 Testing and Local Testing Providers](#)
- ▶ [COVID-19 Guidance and Prevention for Individuals and the Community](#)  
Updated December 22, 2020

### *More topics*

- ▶ [\[ Espanol, Tieng Viet, ASL \]](#)
- ▶ [County Data](#)
- ▶ [Diagnostic Testing EUA](#)
- ▶ [Handouts and Posters](#)
- ▶ [Healthcare Professionals](#)
- ▶ [Interactive Maps and Charts](#)
- ▶ [Prevention and Safety Guidance](#)

- ▶ [School Cases and Outbreaks](#)
- ▶ [Statewide COVID-19 Data](#)
- ▶ [Testing for COVID-19](#)
- ▶ [Vaccination Against COVID-19](#)

# COVID-19 Vaccinations

Latest information

Questions and answers

Mississippi Vaccination Report

Mississippians 65 and older, or with chronic health conditions  
now qualify for vaccination.

[FULL INFORMATION](#)

## AGENCY

[About Us](#)

[Administration](#)

[Board of Health](#)

[County Offices](#)

[Institutional Review](#)

[Jobs](#)

[Locations](#)

[Public Health Laboratory](#)

[RFPs/Grants](#)

[More »](#)

[Intranet](#)

[OHIT+ER Service Center](#)

[Webmail](#)

## INFORMATION

[Apps](#)

[Calendar of Events](#)

[Contact Us](#)

[Meetings](#)

[Health Resources](#)

[Hotlines](#)

[Locations](#)

[News](#)

[Newsletter](#)

[Phone Numbers](#)

[Español](#)

[I NEED A ...](#)

Birth Certificate  
Certificate of Need  
Children's Health Insurance  
Complaint Form  
Criminal History Check  
Death Certificate  
Divorce Record  
Food Permit  
Immunization Record  
J-1 Visa  
License Verification  
Marriage Record  
Professional License  
Public Records Request  
Wastewater Application

#### **PUBLICATIONS**

Annual Report  
CON Weekly Reports  
Health Facilities Directory  
Mississippi Morbidity Reports  
Public Health Report  
State Health Plan  
Strategic Plan

*More »*

Mississippi State Department of Health • 570 East Woodrow Wilson Dr • Jackson, MS 39216 • 866-HLTHY4U • [Contact and information](#)

