



## Coronavirus Disease 2019 (COVID-19)

*Updated February 5, 2021*

Mississippi COVID-19 Hotline (7 days a week, 7 a.m.–7 p.m.): **877-978-6453**

---

## General Information

- ▶ [COVID-19 vaccinations and Mississippi vaccination summary](#)
- ▶ [COVID-19 overview, questions and answers, and other resources](#)
- ▶ [COVID-19 and You: Video Q & A with State Health Officer Dr. Thomas Dobbs](#)
- ▶ [ASL, Spanish and Vietnamese materials](#)

## Healthcare Professionals

Guidance and more →

- ▶ [Healthcare guidance](#)
- ▶ [Electronic reporting](#)
- ▶ [Vaccine providers](#)
- ▶ [Specimens](#)
- ▶ [Lab dropoff](#)
- ▶ [Facilities guidance](#)
- ▶ [MS-HAN Alerts](#)

## ALL HEALTHCARE

### Current Cases and Statistics

County and state data →

- ▶ [Today's update](#)
- ▶ [State data and reports](#)
- ▶ [County data](#)
- ▶ [Charts and maps](#)
- ▶ [Hospitalizations](#)
- ▶ [Lab testing](#)
- ▶ [Recoveries](#)

## ALL STATISTICS

### Prevention, Testing and Guidance

Personal and community →

- ▶ [Getting tested](#)
- ▶ [Personal protection](#)
- ▶ [Gatherings and events](#)
- ▶ [Business and community](#)
- ▶ [School guidelines](#)
- ▶ [State agencies](#)
- ▶ [Vaccinations](#)

## ALL GUIDANCE

**Home isolation is mandatory if you have tested positive for COVID-19** by [order of the State Health Officer](#). (If you are awaiting results of routine testing *not* related to exposure, you may [return to work](#) and follow the safety guidance of your employer.)

**Quarantine is mandatory for household members** of someone who has COVID-19. Home quarantine permits working under certain circumstances.

[More about isolation and quarantine »](#)

## COVID-19 in Mississippi

New Cases and Deaths as of February 4

## NEW CASES

1,210

New COVID-19 positive test results reported to MSDH as of 3 p.m. yesterday.

*Note: The 1,210 additional cases reported today happen to be the same increase reported yesterday.*

### TOTAL MISSISSIPPI CASES

279,742

▶ [Totals by county](#)

## NEW DEATHS

40

New COVID-19 related deaths reported to MSDH as of 3 p.m. yesterday.

Twenty-two deaths occurred between January 18 and February 4, 2021 in the counties below.

▶ [County list](#)

18 COVID-19 related deaths occurred between December 13, 2020 and January 28, 2021, identified from death certificate reports.

▶ [County list](#)

### TOTAL MISSISSIPPI DEATHS

6,222

▶ [Totals by county](#)

## LTC OUTBREAKS

138

Current outbreaks in long-term care (LTC) facilities only. (See [LTC facility outbreak definition](#).)

▶ [Cases by county](#)

**About our case counts:** We currently update our case totals each day based on test results from the previous day. Outside laboratories also report positive test results to us, which are included in our totals. Multiple positive tests for the same individual are counted only once. County case numbers and deaths may change as investigation finds new or

additional information.

## Statewide COVID-19 Data and Reports

- ▶ [K-12 School Reports](#)  
Weekly COVID-19 cases, outbreaks and exposure reported by Mississippi schools
- ▶ [Long-Term Care Facility and Residential Care Facility COVID-19 Reports](#)  
Data reported directly to MSDH by the facility; cases and deaths in these reports may not yet be included in our totals of lab-reported cases.
- ▶ [Ongoing Outbreaks in Nursing Homes](#)  
A wide variety of data from the Centers for Medicare and Medicaid (CMS)
- ▶ [Deaths from COVID-19 and Other Causes](#) PDF  
Provisional counts by week of deaths from COVID-19, pneumonia/influenza, and heart disease
- ▶ [Laboratory Testing](#)  
Number and type of COVID-19 tests performed
- ▶ [Mississippi COVID-19 Vaccination Report](#) PDF  
Vaccinations distributed and administered as reported to MSDH by vaccination providers
- ▶ [Statewide data charts](#)

## County COVID-19 Data

### Race and Ethnicity

- ▶ [Total COVID-19 cases and deaths by county, race and ethnicity](#) PDF  
Current and past data tables, updated daily

### Data Snapshots for Individual Counties

- ▶ [Weekly COVID-19 snapshots for each Mississippi county](#)

### High Cases and Incidence

- ▶ [Map of Mississippi counties by 7-day incidence](#)
- ▶ [Table of counties ranked by weekly cases and incidence](#)

### Cumulative Cases and Deaths by County

Totals of all reported COVID-19 cases, including those in long-term care (LTC) facilities.

**The numbers in this table are provisional.** County case numbers and deaths may change as investigation finds new or additional information. The data provided below is the most current available.

County	Total Cases	Total Deaths	Total LTC Facility Cases	Total LTC Facility Deaths
<a href="#">Adams</a>	2250	73	72	15
<a href="#">Alcorn</a>	2841	59	129	20
<a href="#">Amite</a>	1073	30	54	7
<b>Total</b>	<b>279,742</b>	<b>6,222</b>	<b>10,303</b>	<b>1,915</b>

County	Total Cases	Total Deaths	Total LTC Facility Cases	Total LTC Facility Deaths
Attala	2026	66	173	36
Benton	901	24	45	10
Bolivar	4402	112	231	31
Calhoun	1504	24	33	4
Carroll	1112	22	48	9
Chickasaw	1960	49	58	15
Choctaw	669	14	1	0
Claiborne	943	28	45	9
Clarke	1598	66	123	30
Clay	1739	45	36	5
Coahoma	2625	58	129	11
Copiah	2640	53	81	11
Covington	2346	73	136	39
De Soto	18648	214	113	24
Forrest	6625	132	225	50
Franklin	730	19	39	4
George	2182	43	59	7
Greene	1196	31	52	6
Grenada	2327	74	155	32
Hancock	3208	70	68	14
Harrison	15582	239	481	65
Hinds	17897	361	804	127
Holmes	1774	69	103	20
Humphreys	884	25	34	8
Issaquena	164	6	0	0
Itawamba	2807	68	134	23
Jackson	11711	202	231	30
Jasper	1973	39	43	2
Jefferson	597	25	40	7
Jefferson Davis	949	31	8	1
Jones	7427	127	217	41
Kemper	853	21	45	9
Lafayette	5522	107	187	55
<b>Total</b>	<b>279,742</b>	<b>6,222</b>	<b>10,303</b>	<b>1,915</b>

County	Total Cases	Total Deaths	Total LTC Facility Cases	Total LTC Facility Deaths
Lamar	5385	67	53	13
Lauderdale	6487	213	439	96
Lawrence	1142	18	27	2
Leake	2460	68	88	14
Lee	9381	153	217	41
Leflore	3246	114	236	52
Lincoln	3269	96	173	37
Lowndes	5790	130	256	62
Madison	9075	185	360	69
Marion	2401	76	158	24
Marshall	3781	87	64	15
Monroe	3868	119	189	55
Montgomery	1159	36	54	9
Neshoba	3611	162	201	58
Newton	2104	49	87	15
Noxubee	1190	27	35	6
Oktibbeha	4260	88	216	36
Panola	4088	88	102	13
Pearl River	3805	117	186	33
Perry	1096	32	21	7
Pike	2875	89	125	34
Pontotoc	3961	64	86	9
Prentiss	2621	56	99	15
Quitman	745	12	0	0
Rankin	11964	243	390	61
Scott	2800	59	114	11
Sharkey	481	17	43	8
Simpson	2547	77	158	20
Smith	1433	27	62	8
Stone	1629	28	84	14
Sunflower	3049	81	117	19
Tallahatchie	1650	37	50	7
Tate	2891	67	80	19
<b>Total</b>	<b>279,742</b>	<b>6,222</b>	<b>10,303</b>	<b>1,915</b>

County	Total Cases	Total Deaths	Total LTC Facility Cases	Total LTC Facility Deaths
Tippah	2645	55	119	9
Tishomingo	2048	63	102	27
Tunica	935	23	18	2
Union	3764	68	132	22
Walthall	1203	39	68	13
Warren	3951	110	170	38
Washington	5055	125	189	39
Wayne	2355	40	69	11
Webster	1028	24	58	11
Wilkinson	611	25	25	5
Winston	2155	74	130	39
Yalobusha	1345	36	82	22
Yazoo	2718	59	139	18
<b>Total</b>	<b>279,742</b>	<b>6,222</b>	<b>10,303</b>	<b>1,915</b>

## Case Classifications

Mississippi investigates and reports both probable and confirmed cases and deaths according to the [CSTE case definition](#).

	Confirmed	Probable	Total
Cases	175,814	103,928	<b>279,742</b>
Deaths	4,461	1,761	<b>6,222</b>

Confirmed cases and deaths are generally determined by positive PCR tests, which detect the presence of ongoing coronavirus infection.

Probable cases are those who test positive by other testing methods such as antibody or antigen, and have recent symptoms consistent with COVID-19, indicating a recent infection.

Probable deaths are those individuals with a designation of COVID-19 as a cause of death on the death certificate, but where no confirmatory testing was performed.

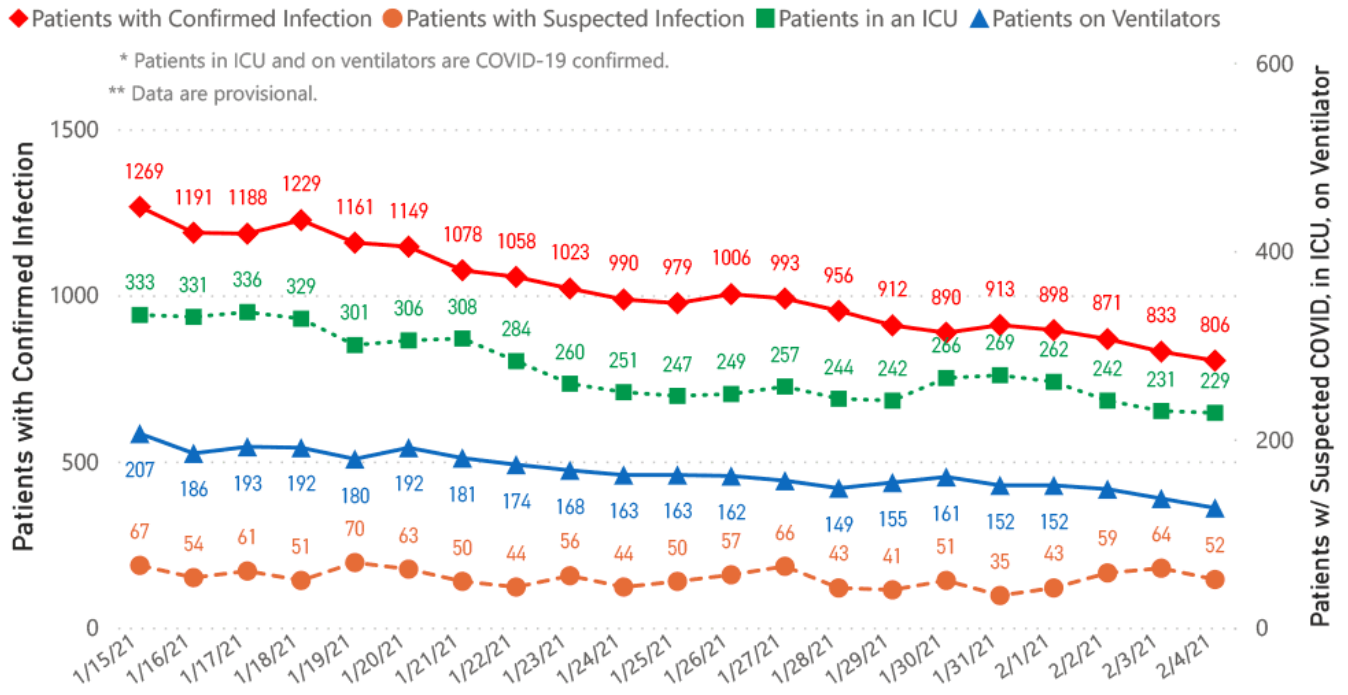
## Mississippi COVID-19 Data Charts and Maps

All data reports below are updated as they become available.

## Hospitalizations and Bed Availability

▶ [View interactive hospitalization charts](#)

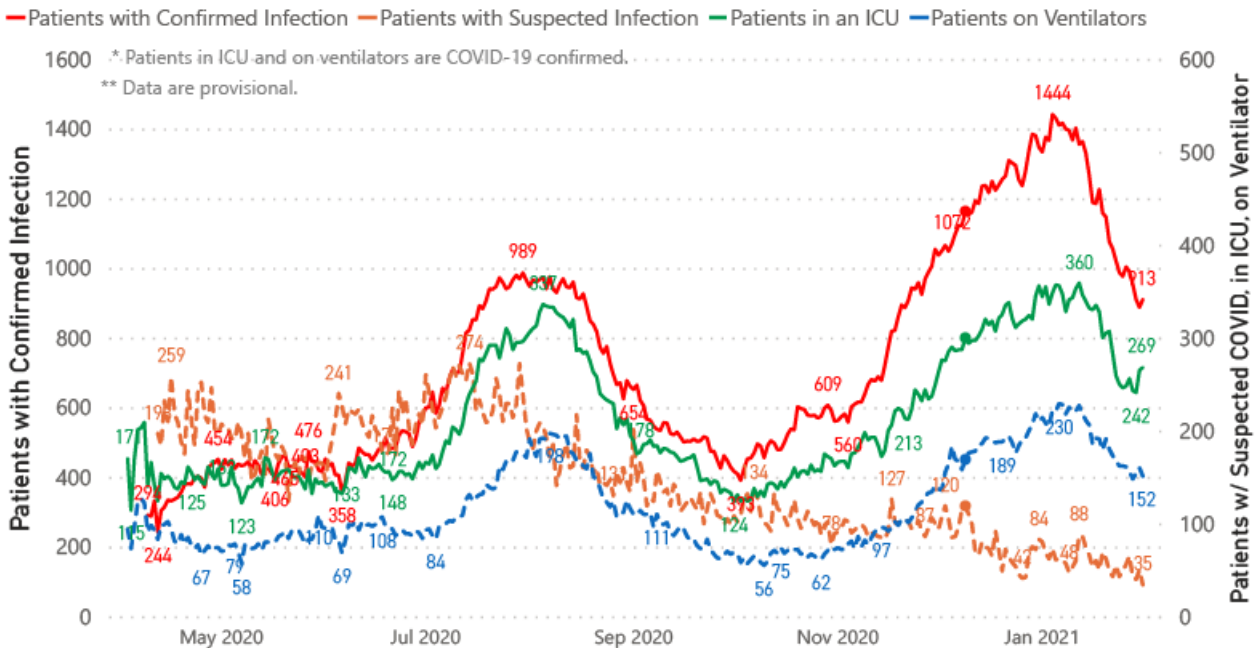
## COVID-19 Hospitalizations Reported by MS Hospitals, 1/15/21 - 2/4/21 \*,\*\*



### Hospitalization and ICU Use to Date

Updated weekly

## COVID-19 Hospitalizations Trends, Reported by MS Hospitals as of 1/31/21 \*,\*\*



### Daily Case Maps

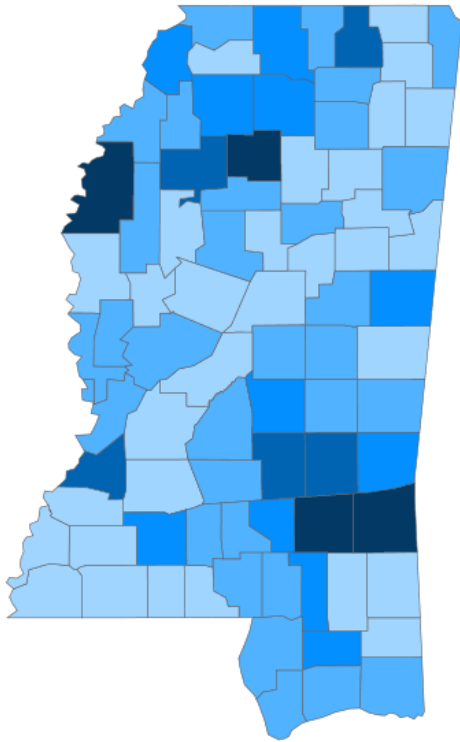
▶ [View all interactive maps](#)



## Recent COVID-19 Activity

The chart below shows counties according to COVID-19 incidence (cases by population) over the last 7 days. Also see [weekly county incidence tables](#)

### Mississippi COVID-19 Cases Incidence Rate \* as of February 4, 2021



● <30.0 ● 30.0 to 40.0 ● 40.0 to 50.0 ● 50.0 to 60.0 ● >60.0

\* Based on average daily new cases of past 7 days per 100,000 population.

7 Day Average  
New Cases

**1,011.4**

Cumulative Cases

**279,742**

7 Day Average  
Incidence Rate \*

**33.9**

2019 Estimated Population

**2,976,148**

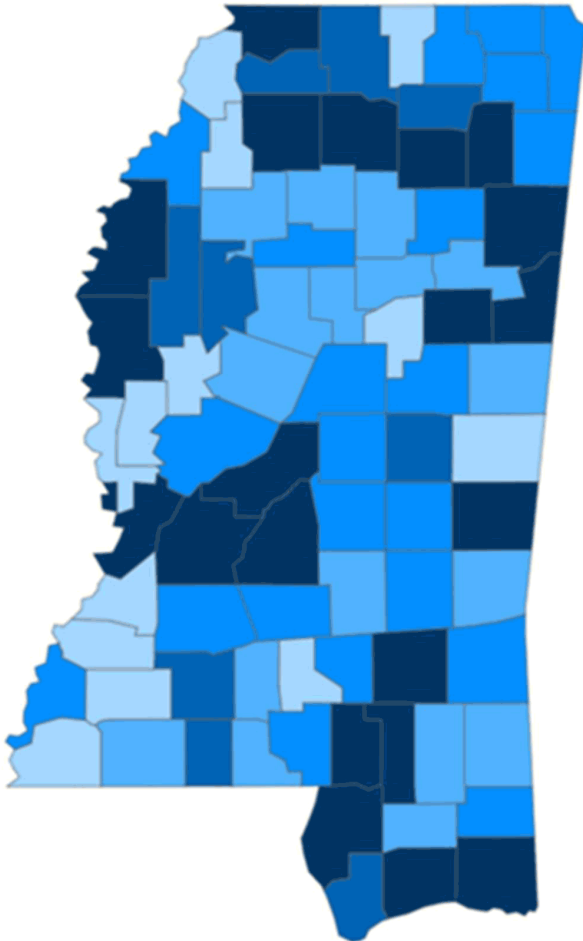
County	Incidence Rate	New Cases (7-Day Avg)	2019 Est. Population	Mask Mandate Status	Mask Mandate Started	Mask Mandate Ended
Yalobusha	74.3	9.0	12,108	Active	11/10/20	
Wayne	68.7	13.9	20,183	None		
Jones	61.9	42.1	68,098	Active	11/24/20	
Bolivar	60.6	18.6	30,628	Active	11/24/20	
Tallahatchie	53.8	7.4	13,809	None		
Smith	53.0	8.4	15,916	None		
Claiborne	52.5	4.7	8,988	Ended	10/19/20	11/11/20
Tippah	50.6	11.1	22,015	Active	11/24/20	
Jasper	50.6	8.3	16,383	None		
Panola	48.9	16.7	34,192	Active	11/24/20	

## Cumulative COVID-19 Cases

Total cases and deaths by county since the start of the pandemic. Also see [weekly estimate of recoveries](#)

# Mississippi COVID-19 Cases and Deaths by Race with Ethnicity as of 6 pm CT, February 4, 2021

Total Cases  
**279,742**



● 1 to 950 ● 951 to 1900 ● 1901 to 2850 ● 2851 to 3800 ● >3800

	American Indian or Alaska Native	Asian	Black	White	Other	Unknown
Non Hispanic	1,118	983	75,458	106,037	2,747	2,300
Hispanic	53	32	379	1,816	3,233	640
Unknown Ethnicity	981	317	17,064	25,752	6,929	33,903

Total Deaths  
**6,222**

	American Indian or Alaska Native	Asian	Black	White	Other	Unknown
Non Hispanic	82	10	2,137	2,824	34	14
Hispanic	1	0	7	28	17	2
Unknown Ethnicity	24	7	323	511	56	145

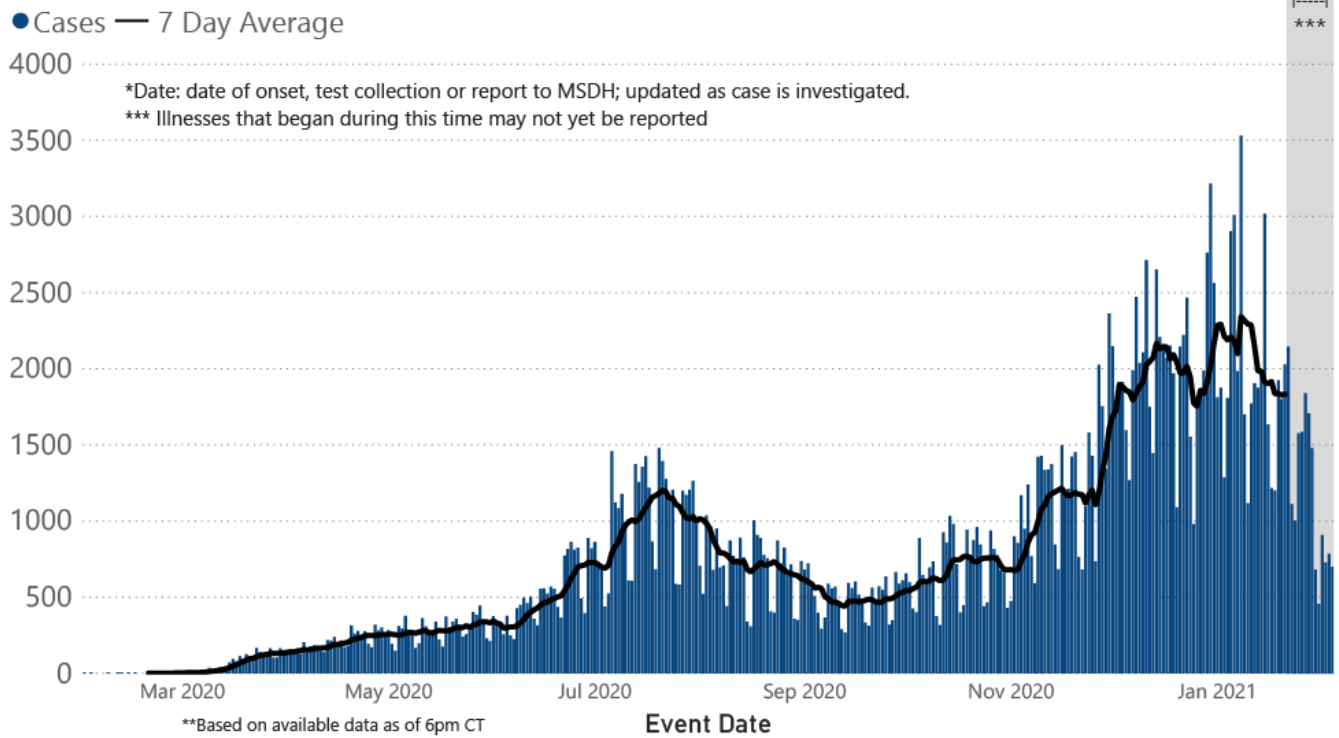
## Daily Statewide Data Charts

Our state case map and other data charts are also available in interactive form.

► [View interactive epidemiological and surveillance charts](#)

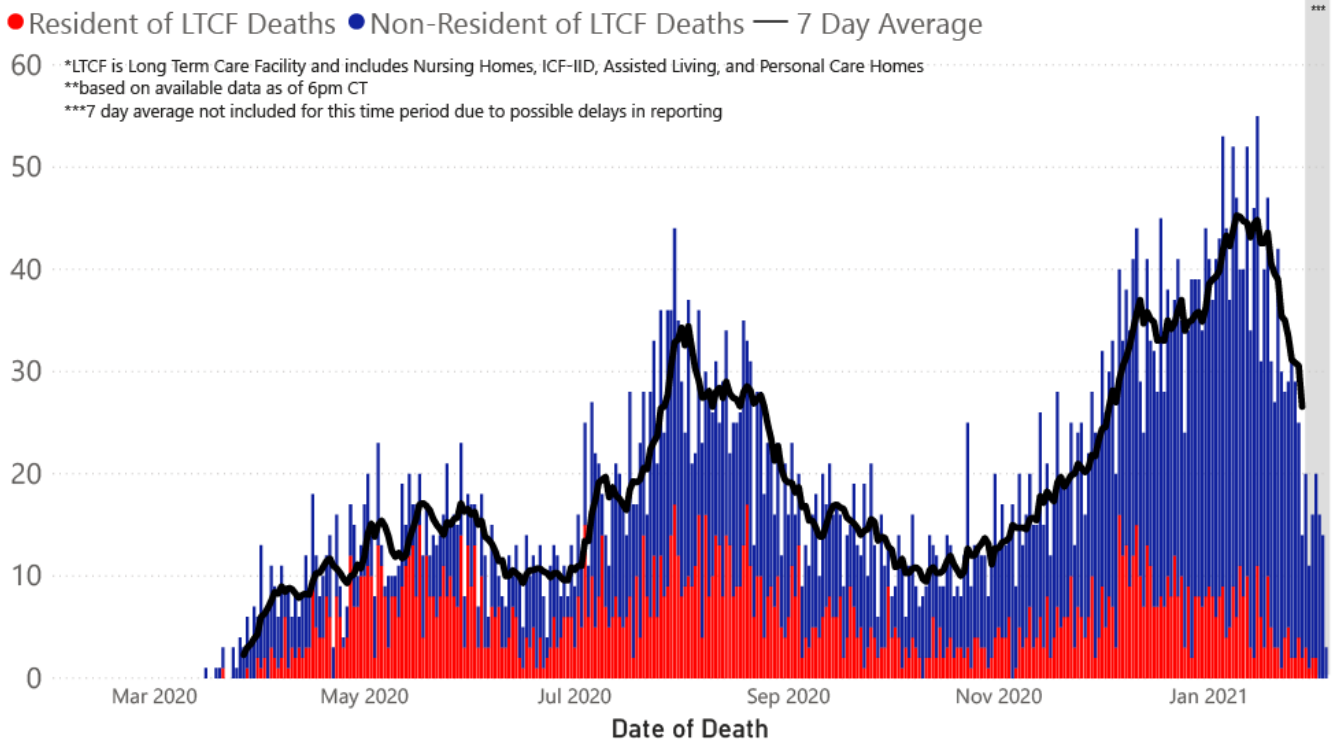
The charts below are based on available data at the time of publication. Charts do **not** include cases where insufficient details of the case are known.

## COVID-19 Cases by Date\* through February 4, 2021\*\*, Mississippi



**Note:** Values up to two weeks in the past on the chart of Cases by Date above can change as we update it with new information from disease investigation.

## COVID-19 LTCF\* and Non-LTCF Deaths by Date of Death through February 4, 2021\*\*, Mississippi



Charts of cases by age can now be found in the following section of weekly data charts.

## Weekly Statewide Data Charts

**NEW:** Show or hide weekly data charts with the **All weekly charts** option below.

Includes:

- Cases, deaths and hospitalizations, analyzed by age, race/ethnicity, gender and other factors
- MIS-C cases and deaths
- Counties with high COVID-19 cases and incidence
- Syndromic surveillance

▶ [All weekly charts](#)

## Estimated Recoveries

Presumed COVID-19 cases recovered, estimated weekly (does not include cases still under investigation).

### COVID-19 Presumed Recovered Cases through January 31, 2021, Mississippi

238,176

Presumed Recovered\*

\*Reflects Provisional Estimates. Presumed Recovered if:

- 1) It has been 14 days or more since the case tested positive, if they were not hospitalized
- 2) It has been 21 days or more since the case tested positive, if they were hospitalized or hospitalization was unknown.

All deaths excluded. Presumed recovered counts will be updated weekly.

## U.S. and World Cases

- ▶ [COVID-19 cases in the United States \(CDC\)](#)
- ▶ [U.S. COVID-19 Tracker \(CDC\)](#)
- ▶ [COVID-19 Global Case Map \(Johns Hopkins University\)](#)

## COVID-19 Testing

## Statewide Combined Testing as of January 30

COVID-19 testing providers around the state include commercial laboratories as well as hospital labs. Combined with testing done by the MSDH Public Health Laboratory, the figures provide a complete picture of all Mississippi testing. (Updated weekly)

**PCR** testing detects current, active COVID-19 infection in an individual.

**Antibody** (serology) testing identifies individuals with past COVID-19 infection based on antibodies they develop one to three weeks after infection.

**Antigen** testing is another way to identify current COVID-19 infection.

	Total tests	PCR	Antibody	Antigen
MSDH Public Health Laboratory	160,416	159,173	1,243	0
Other testing providers	2,064,442	1,342,240	73,480	648,722
Total tests for COVID-19 statewide	<b>2,224,858</b>	<b>1,501,413</b>	<b>74,723</b>	<b>648,722</b>

## MSDH Individuals Tested as of February 4

MSDH Public Health Laboratory (MPHL) testing totals as of 3 p.m. These totals are for tests performed at the MPHL only.

- Total individuals tested by the MPHL: **104,251**
- Total positive individuals from MPHL tests: **12,808**

▶ [Getting tested for COVID-19](#)

## Prevention and Guidance for Individuals and the Community

▶ [Preventive steps to take, recommendations, guidance and general information on COVID-19](#)

Get COVID-19 e-mail updates daily with our free newsletter:

Last reviewed on Mar 5,

2020

[error on this](#)

[email page](#)

[print](#)

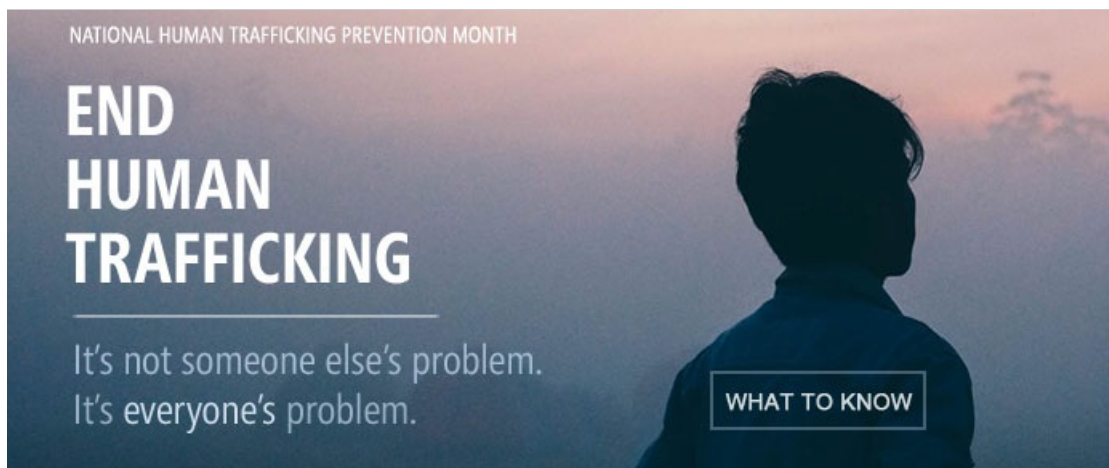
### *Related resources*

- ▶ [IT IS REAL: COVID-19 as Told by Survivors](#)
- ▶ [Free COVID-19 Testing and Local Testing Providers](#)
- ▶ [COVID-19 Guidance and Prevention for Individuals and the Community](#)  
Updated December 22, 2020

### *More topics*

- ▶ [\[ Espanol, Tieng Viet, ASL \]](#)
- ▶ [County Data](#)
- ▶ [Diagnostic Testing EUA](#)
- ▶ [Handouts and Posters](#)
- ▶ [Healthcare Professionals](#)
- ▶ [Interactive Maps and Charts](#)
- ▶ [Prevention and Safety Guidance](#)

- ▶ [School Cases and Outbreaks](#)
- ▶ [Statewide COVID-19 Data](#)
- ▶ [Testing for COVID-19](#)
- ▶ [Vaccination Against COVID-19](#)



#### AGENCY

---

[About Us](#)

[Administration](#)

[Board of Health](#)

[County Offices](#)

[Institutional Review](#)

[Jobs](#)

[Locations](#)

[Public Health Laboratory](#)

[RFPs/Grants](#)

[More »](#)

---

[Intranet](#)

[OHIT+ER Service Center](#)

[Webmail](#)

#### INFORMATION

---

[Apps](#)

[Calendar of Events](#)

[Contact Us](#)

[Meetings](#)

[Health Resources](#)

[Hotlines](#)

[Locations](#)

[News](#)

[Newsletter](#)

[Phone Numbers](#)

[Español](#)

[I NEED A ...](#)

Birth Certificate  
Certificate of Need  
Children's Health Insurance  
Complaint Form  
Criminal History Check  
Death Certificate  
Divorce Record  
Food Permit  
Immunization Record  
J-1 Visa  
License Verification  
Marriage Record  
Professional License  
Public Records Request  
Wastewater Application

#### **PUBLICATIONS**

Annual Report  
CON Weekly Reports  
Health Facilities Directory  
Mississippi Morbidity Reports  
Public Health Report  
State Health Plan  
Strategic Plan

*More »*

Mississippi State Department of Health • 570 East Woodrow Wilson Dr • Jackson, MS 39216 • 866-HLTHY4U • Contact and information

