

Menu



Coronavirus Disease 2019 (COVID-19)

Updated February 6, 2021

Mississippi COVID-19 Hotline (7 days a week, 7 a.m.–7 p.m.): **877-978-6453**

General Information

- ▶ [COVID-19 vaccinations and Mississippi vaccination summary](#)
- ▶ [COVID-19 overview, questions and answers, and other resources](#)
- ▶ [COVID-19 and You: Video Q & A with State Health Officer Dr. Thomas Dobbs](#)
- ▶ [ASL, Spanish and Vietnamese materials](#)

Healthcare Professionals

Guidance and more →

- ▶ [Healthcare guidance](#)
- ▶ [Electronic reporting](#)
- ▶ [Vaccine providers](#)
- ▶ [Specimens](#)
- ▶ [Lab dropoff](#)
- ▶ [Facilities guidance](#)
- ▶ [MS-HAN Alerts](#)

ALL HEALTHCARE

Current Cases and Statistics

County and state data →

- ▶ [Today's update](#)
- ▶ [State data and reports](#)
- ▶ [County data](#)
- ▶ [Charts and maps](#)
- ▶ [Hospitalizations](#)
- ▶ [Lab testing](#)
- ▶ [Recoveries](#)

ALL STATISTICS

Prevention, Testing and Guidance

Personal and community →

- ▶ [Getting tested](#)
- ▶ [Personal protection](#)
- ▶ [Gatherings and events](#)
- ▶ [Business and community](#)
- ▶ [School guidelines](#)
- ▶ [State agencies](#)
- ▶ [Vaccinations](#)

ALL GUIDANCE

Home isolation is mandatory if you have tested positive for COVID-19 by [order of the State Health Officer](#). (If you are awaiting results of routine testing *not* related to exposure, you may [return to work](#) and follow the safety guidance of your employer.)

Quarantine is mandatory for household members of someone who has COVID-19. Home quarantine permits working under certain circumstances.

[More about isolation and quarantine »](#)

COVID-19 in Mississippi

New Cases and Deaths as of February 5

NEW CASES

1,036

New COVID-19 positive test results reported to MSDH as of 3 p.m. yesterday.

TOTAL MISSISSIPPI CASES

280,778

▶ [Totals by county](#)

NEW DEATHS

44

New COVID-19 related deaths reported to MSDH as of 3 p.m. yesterday.

Twenty-four deaths occurred between January 22 and February 5 in the counties below.

▶ [County list](#)

20 COVID-19 related deaths occurred between December 24, 2020 and February 2, 2021, identified from death certificate reports.

▶ [County list](#)

TOTAL MISSISSIPPI DEATHS

6,266

▶ [Totals by county](#)

LTC OUTBREAKS

143

Current outbreaks in long-term care (LTC) facilities only. (See [LTC facility outbreak definition](#).)

▶ [Cases by county](#)

About our case counts: We currently update our case totals each day based on test results from the previous day. Outside laboratories also report positive test results to us, which are included in our totals. Multiple positive tests for the same individual are counted only once. County case numbers and deaths may change as investigation finds new or additional information.

Statewide COVID-19 Data and Reports

- ▶ [K-12 School Reports](#)
Weekly COVID-19 cases, outbreaks and exposure reported by Mississippi schools
- ▶ [Long-Term Care Facility and Residential Care Facility COVID-19 Reports](#)
Data reported directly to MSDH by the facility; cases and deaths in these reports may not yet be included in our totals of lab-reported cases.
- ▶ [Ongoing Outbreaks in Nursing Homes](#)
A wide variety of data from the Centers for Medicare and Medicaid (CMS)
- ▶ [Deaths from COVID-19 and Other Causes](#) PDF
Provisional counts by week of deaths from COVID-19, pneumonia/influenza, and heart disease
- ▶ [Laboratory Testing](#)
Number and type of COVID-19 tests performed
- ▶ [Mississippi COVID-19 Vaccination Report](#) PDF
Vaccinations distributed and administered as reported to MSDH by vaccination providers
- ▶ [Statewide data charts](#)

County COVID-19 Data

Race and Ethnicity

- ▶ [Total COVID-19 cases and deaths by county, race and ethnicity](#) PDF
Current and past data tables, updated daily

Data Snapshots for Individual Counties

- ▶ [Weekly COVID-19 snapshots for each Mississippi county](#)

High Cases and Incidence

- ▶ [Map of Mississippi counties by 7-day incidence](#)
- ▶ [Table of counties ranked by weekly cases and incidence](#)

Cumulative Cases and Deaths by County

Totals of all reported COVID-19 cases, including those in long-term care (LTC) facilities.

The numbers in this table are provisional. County case numbers and deaths may change as investigation finds new or additional information. The data provided below is the most current available.

County	Total Cases	Total Deaths	Total LTC Facility Cases	Total LTC Facility Deaths
Adams	2253	74	72	15
Alcorn	2857	59	130	20
Amite	1079	31	54	7
Attala	2030	67	173	36
Total	280,778	6,266	10,312	1,922

County	Total Cases	Total Deaths	Total LTC Facility Cases	Total LTC Facility Deaths
Benton	902	24	45	10
Bolivar	4411	112	231	31
Calhoun	1507	25	33	4
Carroll	1116	22	49	9
Chickasaw	1966	49	58	15
Choctaw	671	14	1	0
Claiborne	952	28	45	9
Clarke	1604	66	123	30
Clay	1743	45	37	5
Coahoma	2633	59	129	11
Copiah	2652	53	81	11
Covington	2355	73	136	39
De Soto	18726	217	113	24
Forrest	6664	134	225	50
Franklin	733	19	39	4
George	2192	43	59	7
Greene	1199	31	52	6
Grenada	2334	74	155	32
Hancock	3214	70	68	14
Harrison	15620	243	481	65
Hinds	17962	362	804	127
Holmes	1778	69	103	20
Humphreys	887	26	34	8
Issaquena	164	6	0	0
Itawamba	2815	69	134	23
Jackson	11745	206	233	32
Jasper	1983	40	43	2
Jefferson	597	25	40	7
Jefferson Davis	953	31	8	1
Jones	7467	132	217	41
Kemper	854	21	45	9
Lafayette	5542	108	187	55
Lamar	5425	69	53	13
Total	280,778	6,266	10,312	1,922

County	Total Cases	Total Deaths	Total LTC Facility Cases	Total LTC Facility Deaths
Lauderdale	6514	214	439	97
Lawrence	1146	18	27	2
Leake	2466	68	88	14
Lee	9410	153	217	41
Leflore	3254	115	236	52
Lincoln	3285	97	173	37
Lowndes	5815	130	256	62
Madison	9112	186	362	69
Marion	2409	76	158	24
Marshall	3788	87	64	15
Monroe	3893	119	190	55
Montgomery	1161	36	54	9
Neshoba	3618	164	201	58
Newton	2111	49	87	15
Noxubee	1190	27	35	6
Oktibbeha	4271	88	216	36
Panola	4101	88	102	13
Pearl River	3820	117	186	33
Perry	1103	32	21	7
Pike	2882	89	125	34
Pontotoc	3976	65	87	10
Prentiss	2627	56	99	15
Quitman	750	12	0	0
Rankin	12040	243	390	61
Scott	2812	60	114	12
Sharkey	483	17	43	8
Simpson	2555	77	158	20
Smith	1436	27	62	8
Stone	1632	28	84	14
Sunflower	3059	81	117	19
Tallahatchie	1656	37	50	7
Tate	2899	67	80	19
Tippah	2651	58	119	11
Total	280,778	6,266	10,312	1,922

County	Total Cases	Total Deaths	Total LTC Facility Cases	Total LTC Facility Deaths
Tishomingo	2056	64	102	27
Tunica	939	23	18	2
Union	3780	70	132	22
Walthall	1204	39	68	13
Warren	3972	110	170	38
Washington	5064	125	189	39
Wayne	2360	40	69	11
Webster	1030	24	58	11
Wilkinson	613	25	25	5
Winston	2160	74	130	39
Yalobusha	1357	36	82	22
Yazoo	2733	59	139	18
Total	280,778	6,266	10,312	1,922

Case Classifications

Mississippi investigates and reports both probable and confirmed cases and deaths according to the [CSTE case definition](#).

	Confirmed	Probable	Total
Cases	176,369	104,409	280,778
Deaths	4,479	1,787	6,266

Confirmed cases and deaths are generally determined by positive PCR tests, which detect the presence of ongoing coronavirus infection.

Probable cases are those who test positive by other testing methods such as antibody or antigen, and have recent symptoms consistent with COVID-19, indicating a recent infection.

Probable deaths are those individuals with a designation of COVID-19 as a cause of death on the death certificate, but where no confirmatory testing was performed.

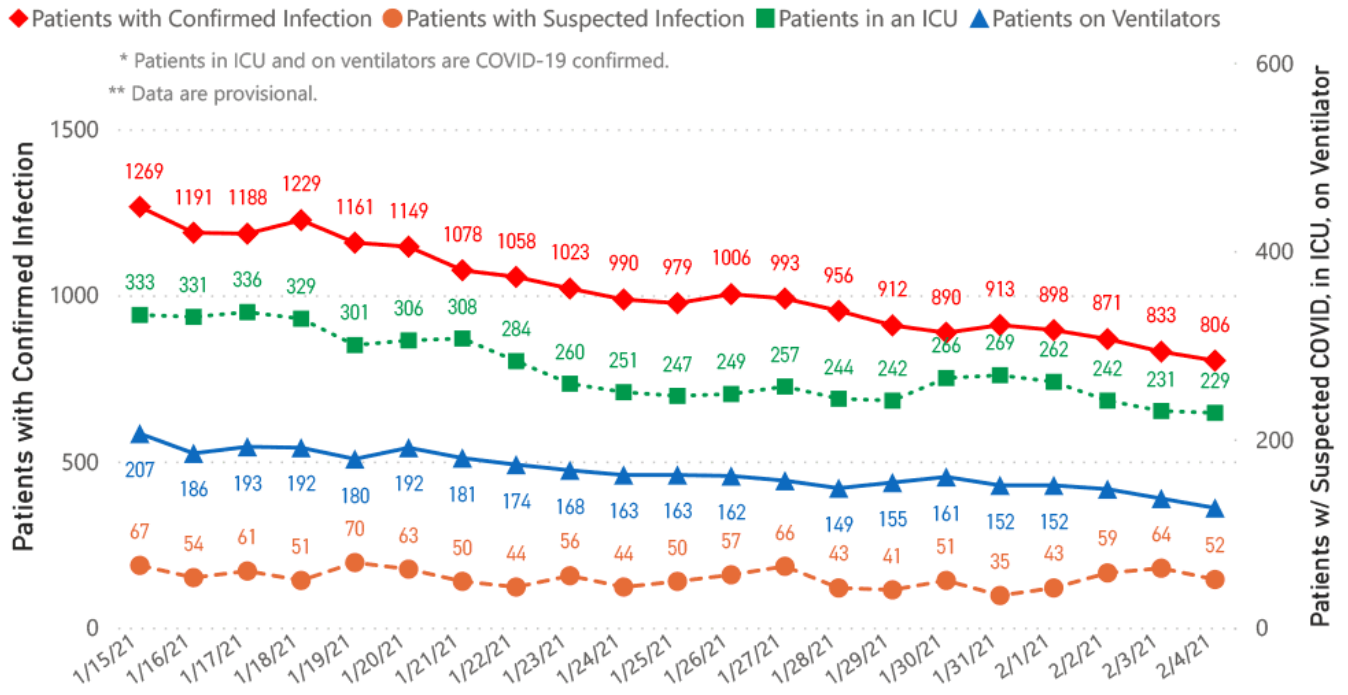
Mississippi COVID-19 Data Charts and Maps

All data reports below are updated as they become available.

Hospitalizations and Bed Availability

▶ [View interactive hospitalization charts](#)

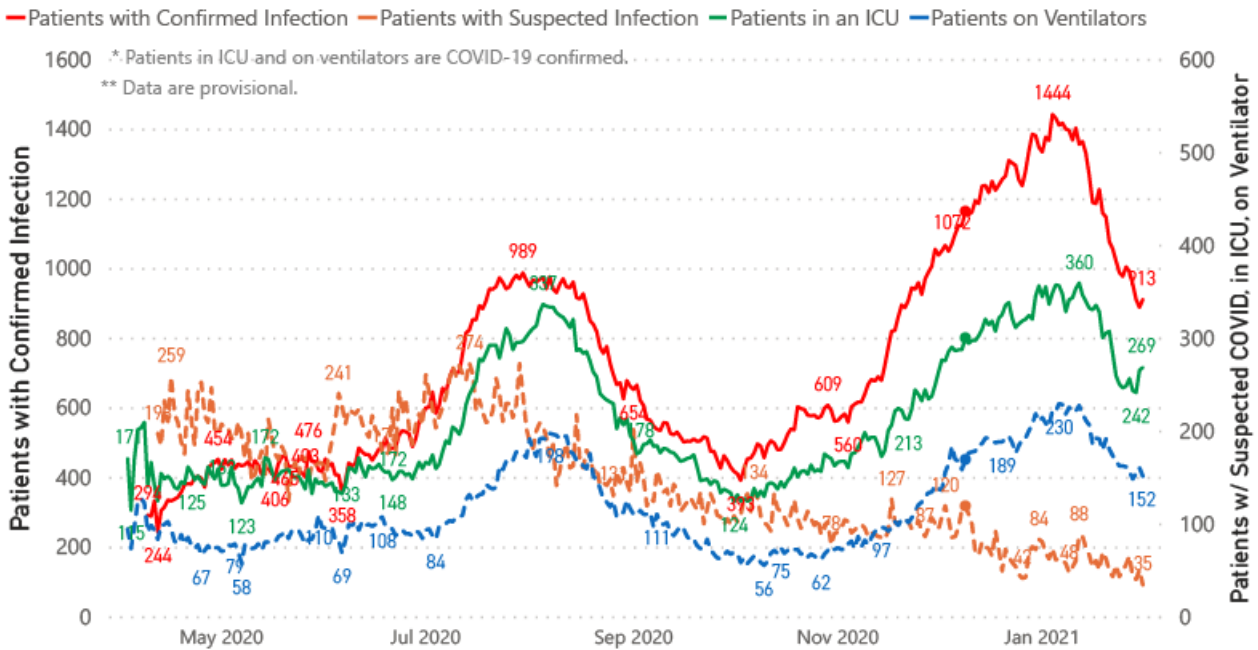
COVID-19 Hospitalizations Reported by MS Hospitals, 1/15/21 - 2/4/21 *,**



Hospitalization and ICU Use to Date

Updated weekly

COVID-19 Hospitalizations Trends, Reported by MS Hospitals as of 1/31/21 *,**



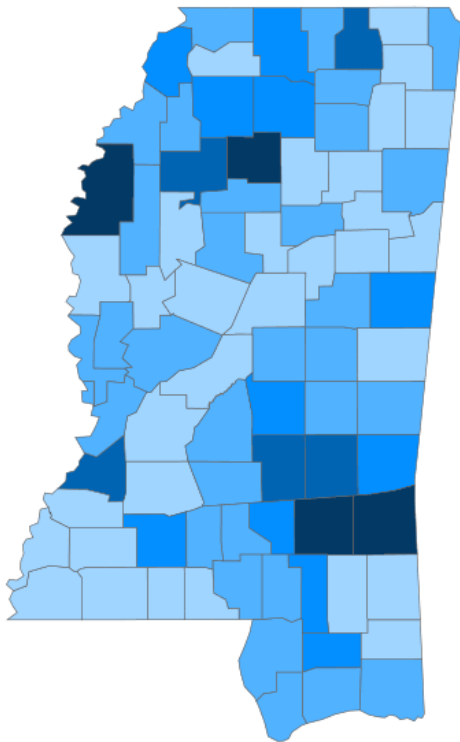
Daily Case Maps

▶ [View all interactive maps](#)

Recent COVID-19 Activity

The chart below shows counties according to COVID-19 incidence (cases by population) over the last 7 days. Also see [weekly county incidence tables](#)

Mississippi COVID-19 Cases Incidence Rate * as of February 4, 2021



● <30.0 ● 30.0 to 40.0 ● 40.0 to 50.0 ● 50.0 to 60.0 ● >60.0

* Based on average daily new cases of past 7 days per 100,000 population.

7 Day Average
New Cases

1,011.4

Cumulative Cases

279,742

7 Day Average
Incidence Rate *

33.9

2019 Estimated Population

2,976,148

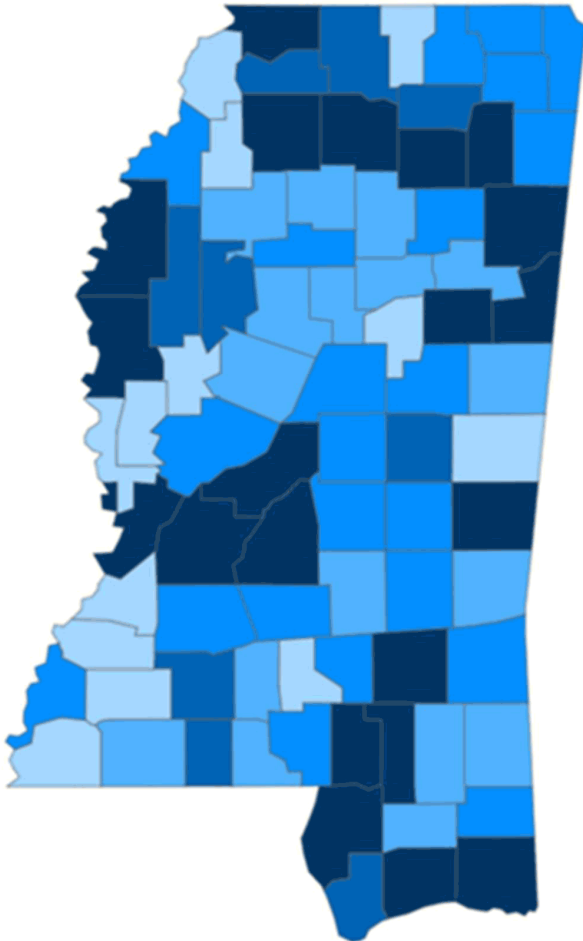
County	Incidence Rate	New Cases (7-Day Avg)	2019 Est. Population	Mask Mandate Status	Mask Mandate Started	Mask Mandate Ended
Yalobusha	74.3	9.0	12,108	Active	11/10/20	
Wayne	68.7	13.9	20,183	None		
Jones	61.9	42.1	68,098	Active	11/24/20	
Bolivar	60.6	18.6	30,628	Active	11/24/20	
Tallahatchie	53.8	7.4	13,809	None		
Smith	53.0	8.4	15,916	None		
Claiborne	52.5	4.7	8,988	Ended	10/19/20	11/11/20
Tippah	50.6	11.1	22,015	Active	11/24/20	
Jasper	50.6	8.3	16,383	None		
Panola	48.9	16.7	34,192	Active	11/24/20	

Cumulative COVID-19 Cases

Total cases and deaths by county since the start of the pandemic. Also see [weekly estimate of recoveries](#)

Mississippi COVID-19 Cases and Deaths by Race with Ethnicity as of 6 pm CT, February 4, 2021

Total Cases
279,742



● 1 to 950 ● 951 to 1900 ● 1901 to 2850 ● 2851 to 3800 ● >3800

	American Indian or Alaska Native	Asian	Black	White	Other	Unknown
Non Hispanic	1,118	983	75,458	106,037	2,747	2,300
Hispanic	53	32	379	1,816	3,233	640
Unknown Ethnicity	981	317	17,064	25,752	6,929	33,903

Total Deaths
6,222

	American Indian or Alaska Native	Asian	Black	White	Other	Unknown
Non Hispanic	82	10	2,137	2,824	34	14
Hispanic	1	0	7	28	17	2
Unknown Ethnicity	24	7	323	511	56	145

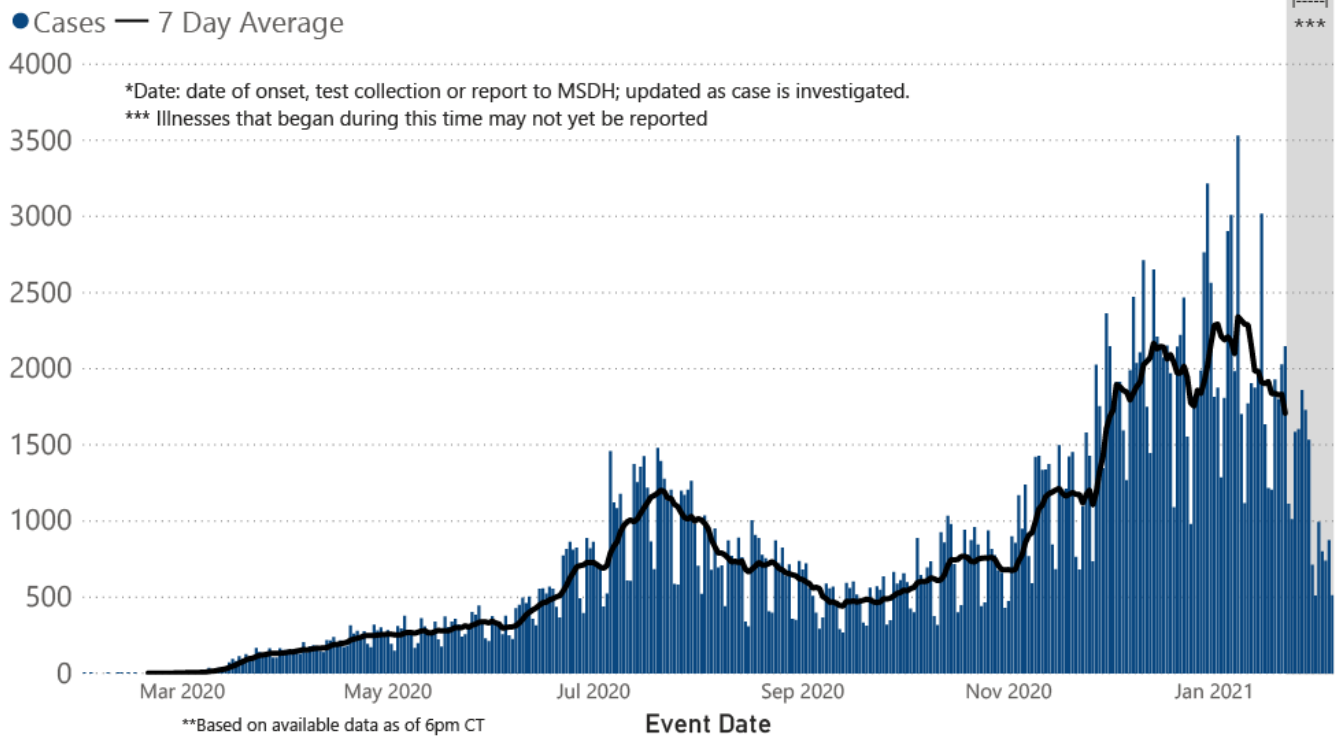
Daily Statewide Data Charts

Our state case map and other data charts are also available in interactive form.

► [View interactive epidemiological and surveillance charts](#)

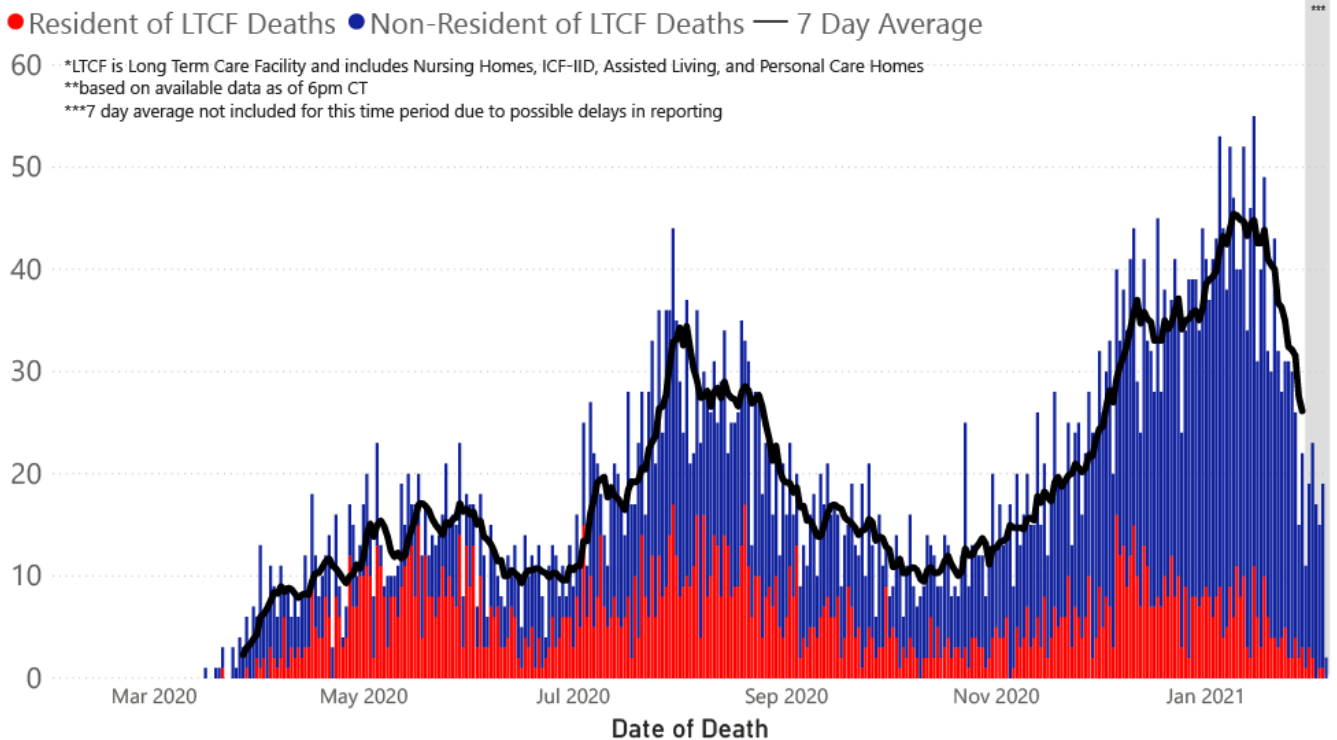
The charts below are based on available data at the time of publication. Charts do **not** include cases where insufficient details of the case are known.

COVID-19 Cases by Date* through February 5, 2021**, Mississippi



Note: Values up to two weeks in the past on the chart of Cases by Date above can change as we update it with new information from disease investigation.

COVID-19 LTCF* and Non-LTCF Deaths by Date of Death through February 5, 2021**, Mississippi



Charts of cases by age can now be found in the following section of weekly data charts.

Weekly Statewide Data Charts

NEW: Show or hide weekly data charts with the **All weekly charts** option below.

Includes:

- Cases, deaths and hospitalizations, analyzed by age, race/ethnicity, gender and other factors
- MIS-C cases and deaths
- Counties with high COVID-19 cases and incidence
- Syndromic surveillance

▶ [All weekly charts](#)

Estimated Recoveries

Presumed COVID-19 cases recovered, estimated weekly (does not include cases still under investigation).

COVID-19 Presumed Recovered Cases through January 31, 2021, Mississippi

238,176

Presumed Recovered*

*Reflects Provisional Estimates. Presumed Recovered if:

- 1) It has been 14 days or more since the case tested positive, if they were not hospitalized
- 2) It has been 21 days or more since the case tested positive, if they were hospitalized or hospitalization was unknown.

All deaths excluded. Presumed recovered counts will be updated weekly.

U.S. and World Cases

- ▶ [COVID-19 cases in the United States \(CDC\)](#)
- ▶ [U.S. COVID-19 Tracker \(CDC\)](#)
- ▶ [COVID-19 Global Case Map \(Johns Hopkins University\)](#)

COVID-19 Testing

Statewide Combined Testing as of January 30

COVID-19 testing providers around the state include commercial laboratories as well as hospital labs. Combined with testing done by the MSDH Public Health Laboratory, the figures provide a complete picture of all Mississippi testing. (Updated weekly)

PCR testing detects current, active COVID-19 infection in an individual.

Antibody (serology) testing identifies individuals with past COVID-19 infection based on antibodies they develop one to three weeks after infection.

Antigen testing is another way to identify current COVID-19 infection.

	Total tests	PCR	Antibody	Antigen
MSDH Public Health Laboratory	160,416	159,173	1,243	0
Other testing providers	2,064,442	1,342,240	73,480	648,722
Total tests for COVID-19 statewide	2,224,858	1,501,413	74,723	648,722

MSDH Individuals Tested as of February 5

MSDH Public Health Laboratory (MPHL) testing totals as of 3 p.m. These totals are for tests performed at the MPHL only.

- Total individuals tested by the MPHL: **104,395**
- Total positive individuals from MPHL tests: **12,892**

▶ [Getting tested for COVID-19](#)

Prevention and Guidance for Individuals and the Community

▶ [Preventive steps to take, recommendations, guidance and general information on COVID-19](#)

Get COVID-19 e-mail updates daily with our free newsletter:



Last reviewed on Mar 5,

2020

[error on this](#)

[email page](#)

[print](#)


Related resources

- ▶ [IT IS REAL: COVID-19 as Told by Survivors](#)
- ▶ [Free COVID-19 Testing and Local Testing Providers](#)
- ▶ [COVID-19 Guidance and Prevention for Individuals and the Community](#)
Updated December 22, 2020

More topics

- ▶ [\[Espanol, Tieng Viet, ASL \]](#)
- ▶ [County Data](#)
- ▶ [Diagnostic Testing EUA](#)
- ▶ [Handouts and Posters](#)
- ▶ [Healthcare Professionals](#)
- ▶ [Interactive Maps and Charts](#)
- ▶ [Prevention and Safety Guidance](#)

- ▶ School Cases and Outbreaks
- ▶ Statewide COVID-19 Data
- ▶ Testing for COVID-19
- ▶ Vaccination Against COVID-19



Stay home - Call in!

You can hold your WIC appointment by **phone** or on your **computer**.

Set up yours today!
Call your local WIC center

AGENCY

- About Us
- Administration
- Board of Health
- County Offices
- Institutional Review
- Jobs
- Locations
- Public Health Laboratory
- RFPs/Grants
- More »*

Intranet

- OHIT+ER Service Center
- Webmail

INFORMATION

- Apps
- Calendar of Events
- Contact Us
- Meetings
- Health Resources
- Hotlines
- Locations
- News
- Newsletter
- Phone Numbers
- Español

I NEED A ...

Birth Certificate
Certificate of Need
Children's Health Insurance
Complaint Form
Criminal History Check
Death Certificate
Divorce Record
Food Permit
Immunization Record
J-1 Visa
License Verification
Marriage Record
Professional License
Public Records Request
Wastewater Application

PUBLICATIONS

Annual Report
CON Weekly Reports
Health Facilities Directory
Mississippi Morbidity Reports
Public Health Report
State Health Plan
Strategic Plan

More »

Mississippi State Department of Health • 570 East Woodrow Wilson Dr • Jackson, MS 39216 • 866-HLTHY4U • Contact and information

