

Menu



Coronavirus Disease 2019 (COVID-19)

Updated February 10, 2021

Mississippi COVID-19 Hotline (7 days a week, 7 a.m.–7 p.m.): **877-978-6453**

New

- ▶ [Walmart pharmacies offering COVID-19 vaccination](#)
- ▶ [Video Q&A with Mississippi municipal and emergency leadership on COVID-19](#)

General Information

- ▶ [COVID-19 vaccinations and Mississippi vaccination summary](#)
- ▶ [COVID-19 overview, questions and answers, and other resources](#)
- ▶ [COVID-19 and You: Video Q & A with State Health Officer Dr. Thomas Dobbs](#)
- ▶ [ASL, Spanish and Vietnamese materials](#)

Healthcare Professionals

Guidance and more →

- ▶ [Healthcare guidance](#)
- ▶ [Electronic reporting](#)
- ▶ [Vaccine providers](#)
- ▶ [Specimens](#)
- ▶ [Lab dropoff](#)
- ▶ [Facilities guidance](#)
- ▶ [MS-HAN Alerts](#)

ALL HEALTHCARE

Current Cases and Statistics

County and state data →

- ▶ [Today's update](#)

- ▶ [State data and reports](#)
- ▶ [County data](#)
- ▶ [Charts and maps](#)
- ▶ [Hospitalizations](#)
- ▶ [Lab testing](#)
- ▶ [Recoveries](#)

[ALL STATISTICS](#)

Prevention, Testing and Guidance

Personal and community →

- ▶ [Getting tested](#)
- ▶ [Personal protection](#)
- ▶ [Gatherings and events](#)
- ▶ [Business and community](#)
- ▶ [School guidelines](#)
- ▶ [State agencies](#)
- ▶ [Vaccinations](#)

[ALL GUIDANCE](#)

Home isolation is mandatory if you have tested positive for COVID-19 by [order of the State Health Officer](#). (If you are awaiting results of routine testing *not* related to exposure, you may [return to work](#) and follow the safety guidance of your employer.)

Quarantine is mandatory for household members of someone who has COVID-19. Home quarantine permits working under certain circumstances.

[More about isolation and quarantine »](#)

COVID-19 in Mississippi

New Cases and Deaths as of February 9

NEW CASES

784

New COVID-19 positive test results reported to MSDH as of 3 p.m. yesterday.

TOTAL MISSISSIPPI CASES

283,753

▶ [Totals by county](#)

NEW DEATHS

25

New COVID-19 related deaths reported to MSDH as of 3 p.m. yesterday.

Ten deaths occurred between February 4 and February 8 in the counties below.

▶ [County list](#)

Fifteen COVID-19 related deaths occurred between January 15 and February 3, identified from death certificate reports.

▶ [County list](#)

TOTAL MISSISSIPPI DEATHS

6,367

▶ [Totals by county](#)

LTC OUTBREAKS

125

Current outbreaks in long-term care (LTC) facilities only. (See [LTC facility outbreak definition](#).)

▶ [Cases by county](#)

About our case counts: We currently update our case totals each day based on test results from the previous day. Outside laboratories also report positive test results to us, which are included in our totals. Multiple positive tests for the same individual are counted only once. County case numbers and deaths may change as investigation finds new or additional information.

Statewide COVID-19 Data and Reports

▶ [K-12 School Reports](#)

Weekly COVID-19 cases, outbreaks and exposure reported by Mississippi schools

▶ [Long-Term Care Facility and Residential Care Facility COVID-19 Reports](#)

Data reported directly to MSDH by the facility; cases and deaths in these reports may not yet be included in our totals of lab-reported cases.

- ▶ [Ongoing Outbreaks in Nursing Homes](#)
A wide variety of data from the Centers for Medicare and Medicaid (CMS)
- ▶ [Deaths from COVID-19 and Other Causes](#) PDF
Provisional counts by week of deaths from COVID-19, pneumonia/influenza, and heart disease
- ▶ [Laboratory Testing](#)
Number and type of COVID-19 tests performed
- ▶ [Mississippi COVID-19 Vaccination Report](#) PDF
Vaccinations distributed and administered as reported to MSDH by vaccination providers
- ▶ [Statewide data charts](#)

County COVID-19 Data

Race and Ethnicity

- ▶ [Total COVID-19 cases and deaths by county, race and ethnicity](#) PDF
Current and past data tables, updated daily

Data Snapshots for Individual Counties

- ▶ [Weekly COVID-19 snapshots for each Mississippi county](#)

High Cases and Incidence

- ▶ [Map of Mississippi counties by 7-day incidence](#)
- ▶ [Table of counties ranked by weekly cases and incidence](#)

Cumulative Cases and Deaths by County

Totals of all reported COVID-19 cases, including those in long-term care (LTC) facilities.

The numbers in this table are provisional. County case numbers and deaths may change as investigation finds new or additional information. The data provided below is the most current available.

County	Total Cases	Total Deaths	Total LTC Facility Cases	Total LTC Facility Deaths
Adams	2262	74	72	15
Alcorn	2865	59	130	20
Amite	1088	31	54	7
Attala	2041	67	173	36
Benton	910	24	45	10
Bolivar	4448	112	231	31
Calhoun	1519	25	33	4
Carroll	1125	23	49	9
Chickasaw	1969	50	58	15
Choctaw	682	14	1	0
Total	283,753	6,367	10,337	1,933

County	Total Cases	Total Deaths	Total LTC Facility Cases	Total LTC Facility Deaths
Claiborne	958	29	45	9
Clarke	1617	67	123	30
Clay	1760	45	38	5
Coahoma	2657	61	129	11
Copiah	2677	55	81	11
Covington	2379	73	136	39
De Soto	18904	220	113	24
Forrest	6746	134	225	50
Franklin	736	19	39	4
George	2225	44	59	7
Greene	1218	31	52	6
Grenada	2362	74	155	32
Hancock	3259	71	68	14
Harrison	15846	253	482	65
Hinds	18191	372	805	127
Holmes	1787	69	104	20
Humphreys	891	26	34	8
Issaquena	164	6	0	0
Itawamba	2836	70	134	23
Jackson	12030	210	233	32
Jasper	2004	40	43	2
Jefferson	604	25	41	7
Jefferson Davis	966	31	8	1
Jones	7557	136	217	41
Kemper	861	22	44	9
Lafayette	5582	110	187	55
Lamar	5520	71	53	13
Lauderdale	6563	218	441	99
Lawrence	1159	18	27	2
Leake	2479	69	88	15
Lee	9478	154	217	41
Leflore	3274	116	238	52
Lincoln	3329	97	181	37
Total	283,753	6,367	10,337	1,933

County	Total Cases	Total Deaths	Total LTC Facility Cases	Total LTC Facility Deaths
Lowndes	5868	135	256	62
Madison	9204	188	363	69
Marion	2453	76	158	24
Marshall	3838	89	64	15
Monroe	3915	121	190	55
Montgomery	1172	37	54	9
Neshoba	3644	165	202	58
Newton	2136	49	87	15
Noxubee	1198	28	35	6
Oktibbeha	4302	89	217	36
Panola	4132	88	102	13
Pearl River	3878	121	186	34
Perry	1117	32	21	7
Pike	2902	89	125	34
Pontotoc	4006	65	86	10
Prentiss	2643	57	99	15
Quitman	755	14	0	0
Rankin	12215	248	390	61
Scott	2839	65	114	16
Sharkey	484	17	43	8
Simpson	2578	78	158	20
Smith	1451	27	62	8
Stone	1647	28	84	14
Sunflower	3091	82	121	19
Tallahatchie	1670	39	50	7
Tate	2919	67	80	19
Tippah	2672	63 *	120	13
Tishomingo	2073	64	102	27
Tunica	948	23	18	2
Union	3816	71*	131	23
Walthall	1213	39	69	13
Warren	4010	113	170	38
Washington	5075	125	190	39
Total	283,753	6,367	10,337	1,933

County	Total Cases	Total Deaths	Total LTC Facility Cases	Total LTC Facility Deaths
Wayne	2387	40	69	11
Webster	1044	25	59	11
Wilkinson	613	25	25	5
Winston	2170	74	130	39
Yalobusha	1379	36	82	22
Yazoo	2768	60	139	18
Total	283,753	6,367	10,337	1,933

* **Note:** A death previously reported in Union County has been corrected to Tippah County.

Case Classifications

Mississippi investigates and reports both probable and confirmed cases and deaths according to the [CSTE case definition](#).

	Confirmed	Probable	Total
Cases	177,847	105,906	283,753
Deaths	4,527	1,840	6,367

Confirmed cases and deaths are generally determined by positive PCR tests, which detect the presence of ongoing coronavirus infection.

Probable cases are those who test positive by other testing methods such as antibody or antigen, and have recent symptoms consistent with COVID-19, indicating a recent infection.

Probable deaths are those individuals with a designation of COVID-19 as a cause of death on the death certificate, but where no confirmatory testing was performed.

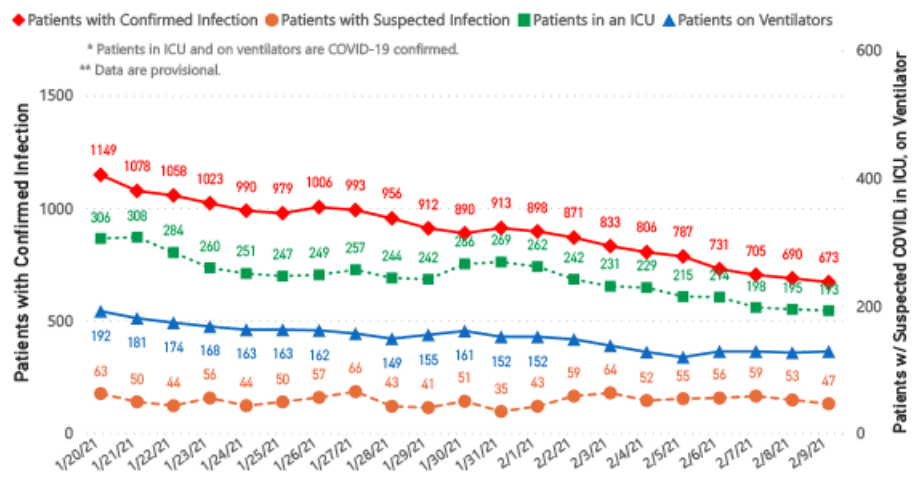
Mississippi COVID-19 Data Charts and Maps

All data reports below are updated as they become available.

Hospitalizations and Bed Availability

▶ [View interactive hospitalization charts](#)

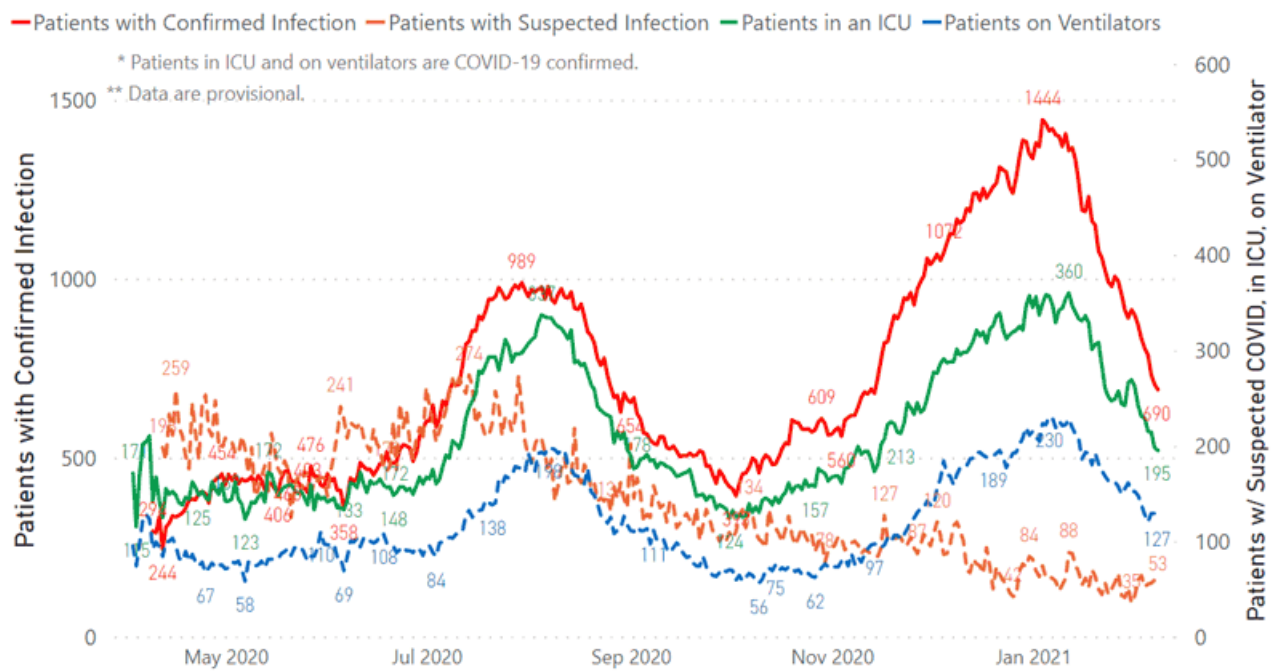
COVID-19 Hospitalizations Reported by MS Hospitals, 1/20/21-2/9/21 **, **



Hospitalization and ICU Use to Date

Updated weekly

COVID-19 Hospitalizations Trends, Reported by MS Hospitals as of 2/8/21 **, **



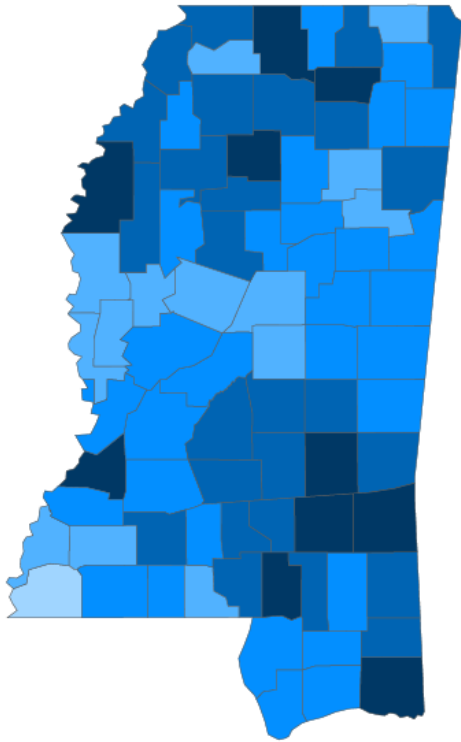
Daily Case Maps

▶ [View all interactive maps](#)

Recent COVID-19 Activity

The chart below shows counties according to COVID-19 incidence (cases by population) over the last 7 days. Also see [weekly county incidence tables](#)

Mississippi COVID-19 Cases Incidence Rate * as of February 9, 2021



● <10.0 ● 10.0 to 20.0 ● 20.0 to 30.0 ● 30.0 to 40.0 ● >40.0

* Based on average daily new cases of past 7 days per 100,000 population.

7 Day Average
New Cases

918.7

Cumulative Cases

283,754

7 Day Average
Incidence Rate *

29.4

2019 Estimated Population

2,976,148

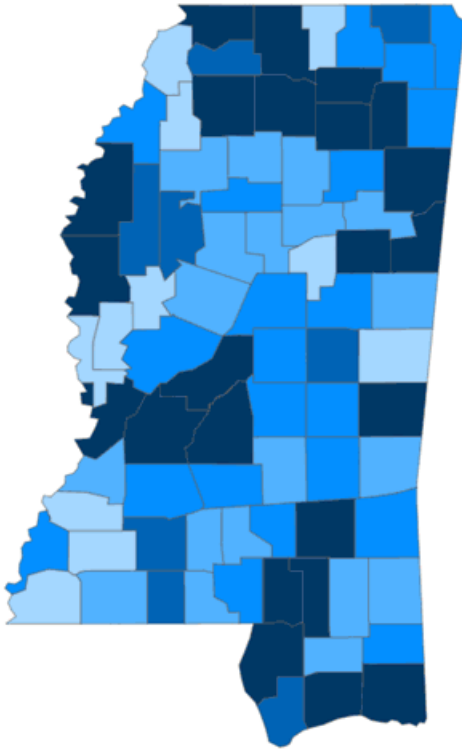
County	Incidence Rate	New Cases (7-Day Avg)	2019 Est. Population	Mask Mandate Status	Mask Mandate Started	Mask Mandate Ended
Yalobusha	69.6	8.4	12,108	Active	11/10/20	
Claiborne	50.9	4.6	8,988	Ended	10/19/20	11/11/20
Jones	47.2	32.1	68,098	Active	11/24/20	
Wayne	44.6	9.0	20,183	None		
Bolivar	44.3	13.6	30,628	Active	11/24/20	
Union	44.1	12.7	28,815	Active	11/24/20	
Jackson	43.8	62.9	143,617	Active	10/19/20	
Jasper	43.6	7.1	16,383	None		
Lamar	40.8	25.9	63,343	Active	10/19/20	
Marshall	40.5	14.3	35,294	Active	10/26/20	

Cumulative COVID-19 Cases

Total cases and deaths by county since the start of the pandemic. Also see [weekly estimate of recoveries](#)

Mississippi COVID-19
Cases and Deaths by Race with Ethnicity
as of 3 pm CT, February 9, 2021

Total Cases
283,753



● 1 to 950 ● 951 to 1900 ● 1901 to 2850 ● 2851 to 3800 ● >3800

	American Indian or Alaska Native	Asian	Black	White	Other	Unknown
Non Hispanic	1,131	1,012	76,627	107,933	2,802	2,330
Hispanic	55	33	386	1,830	3,277	642
Unknown Ethnicity	988	322	17,163	25,947	6,960	34,315

Total Deaths
6,367

	American Indian or Alaska Native	Asian	Black	White	Other	Unknown
Non Hispanic	83	10	2,178	2,905	36	15
Hispanic	1	0	7	28	17	2
Unknown Ethnicity	24	7	330	520	59	145

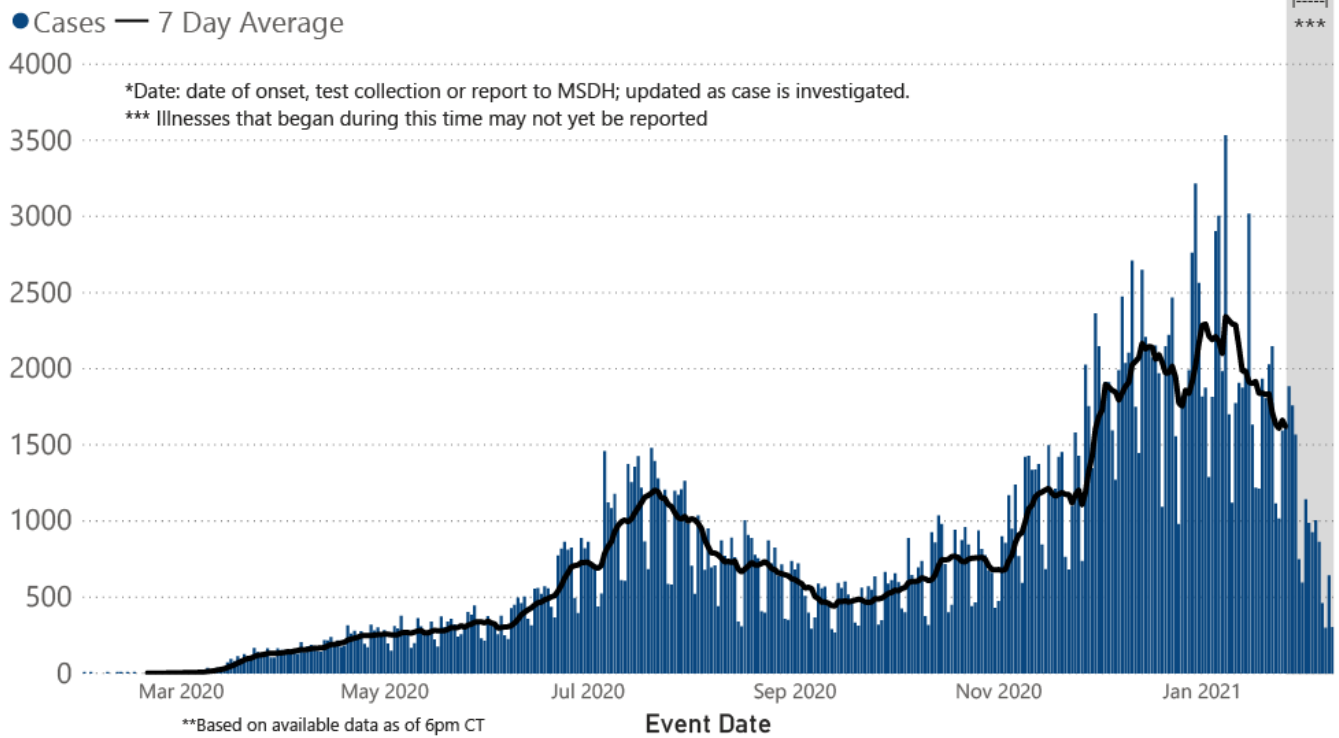
Daily Statewide Data Charts

Our state case map and other data charts are also available in interactive form.

▶ [View interactive epidemiological and surveillance charts](#)

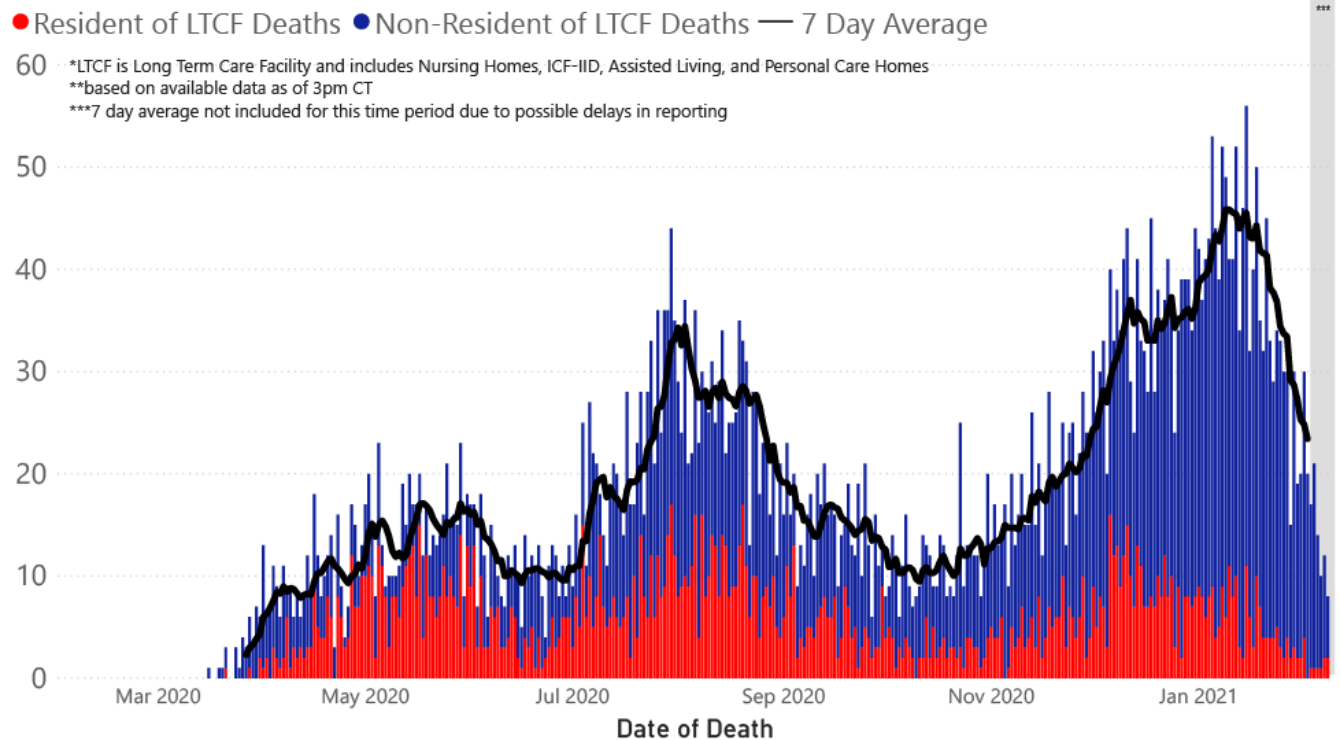
The charts below are based on available data at the time of publication. Charts do **not** include cases where insufficient details of the case are known.

COVID-19 Cases by Date* through February 9, 2021**, Mississippi



Note: Values up to two weeks in the past on the chart of Cases by Date above can change as we update it with new information from disease investigation.

COVID-19 LTCF* and Non-LTCF Deaths by Date of Death through February 9, 2021**, Mississippi



Weekly Statewide Data Charts

Includes:

- Cases, deaths and hospitalizations, analyzed by age, race/ethnicity, gender and other factors

- MIS-C cases and deaths
- Counties with high COVID-19 cases and incidence
- Syndromic surveillance

▶ [All weekly charts](#)

Estimated Recoveries

Presumed COVID-19 cases recovered, estimated weekly (does not include cases still under investigation).

COVID-19 Presumed Recovered Cases through February 8, 2021, Mississippi

253,140
Presumed Recovered*

*Reflects Provisional Estimates. Presumed Recovered if:

- 1) It has been 14 days or more since the case tested positive, if they were not hospitalized
- 2) It has been 21 days or more since the case tested positive, if they were hospitalized or hospitalization was unknown.

All deaths excluded. Presumed recovered counts will be updated weekly.

U.S. and World Cases

- ▶ [COVID-19 cases in the United States \(CDC\)](#)
- ▶ [U.S. COVID-19 Tracker \(CDC\)](#)
- ▶ [COVID-19 Global Case Map \(Johns Hopkins University\)](#)

COVID-19 Testing

Statewide Combined Testing as of February 7

COVID-19 testing providers around the state include commercial laboratories as well as hospital labs. Combined with testing done by the MSDH Public Health Laboratory, the figures provide a complete picture of all Mississippi testing. (Updated weekly)

PCR testing detects current, active COVID-19 infection in an individual.

Antibody (serology) testing identifies individuals with past COVID-19 infection based on antibodies they develop one to three weeks after infection.

Antigen testing is another way to identify current COVID-19 infection.

	Total tests	PCR	Antibody	Antigen
MSDH Public Health Laboratory	161,826	160,583	1,243	0
Other testing providers	2,134,683	1,377,511	76,195	680,977
Total tests for COVID-19 statewide	2,296,509	1,538,094	77,438	680,977

MSDH Individuals Tested as of February 9

MSDH Public Health Laboratory (MPHL) testing totals as of 3 p.m. These totals are for tests performed at the MPHL only.

- Total individuals tested by the MPHL: **104,510**
- Total positive individuals from MPHL tests: **12,967**

▶ [Getting tested for COVID-19](#)

Prevention and Guidance for Individuals and the Community

▶ [Preventive steps to take, recommendations, guidance and general information on COVID-19](#)

Get COVID-19 e-mail updates daily with our free newsletter:



Last reviewed on Mar 5,
2020

[error on this](#)

[email page](#)

[print](#)

Related resources

- ▶ [IT IS REAL: COVID-19 as Told by Survivors](#)
- ▶ [Free COVID-19 Testing and Local Testing Providers](#)
- ▶ [COVID-19 Guidance and Prevention for Individuals and the Community](#)
Updated December 22, 2020

More topics

- ▶ [\[Espanol, Tieng Viet, ASL \]](#)
- ▶ [County Data](#)
- ▶ [Diagnostic Testing EUA](#)
- ▶ [Handouts and Posters](#)
- ▶ [Healthcare Professionals](#)
- ▶ [Interactive Maps and Charts](#)
- ▶ [Prevention and Safety Guidance](#)
- ▶ [School Cases and Outbreaks](#)
- ▶ [Statewide COVID-19 Data](#)
- ▶ [Testing for COVID-19](#)
- ▶ [Vaccination Against COVID-19](#)

COVID-19 Vaccinations

Latest information

Questions and answers

Mississippi Vaccination Report

Now vaccination Mississippians with chronic health conditions, adults 65 and over, and healthcare workers.

[FULL INFORMATION](#)

AGENCY

[About Us](#)

[Administration](#)

[Board of Health](#)

[County Offices](#)

[Institutional Review](#)

[Jobs](#)

[Locations](#)

[Public Health Laboratory](#)

[RFPs/Grants](#)

[More »](#)

[Intranet](#)

[OHIT+ER Service Center](#)

[Webmail](#)

INFORMATION

[Apps](#)

[Calendar of Events](#)

[Contact Us](#)

[Meetings](#)

[Health Resources](#)

[Hotlines](#)

[Locations](#)

[News](#)

[Newsletter](#)

[Phone Numbers](#)

[Español](#)

I NEED A ...

[Birth Certificate](#)

[Certificate of Need](#)

[Children's Health Insurance](#)

[Complaint Form](#)

Criminal History Check
Death Certificate
Divorce Record
Food Permit
Immunization Record
J-1 Visa
License Verification
Marriage Record
Professional License
Public Records Request
Wastewater Application

PUBLICATIONS

Annual Report
CON Weekly Reports
Health Facilities Directory
Mississippi Morbidity Reports
Public Health Report
State Health Plan
Strategic Plan
More »

Mississippi State Department of Health • 570 East Woodrow Wilson Dr • Jackson, MS 39216 • 866-HLTHY4U • Contact and information

