

Menu



## Coronavirus Disease 2019 (COVID-19)

Updated February 11, 2021

Mississippi COVID-19 Hotline (7 days a week, 7 a.m.–7 p.m.): **877-978-6453**

## New

- ▶ [Walmart pharmacies offering COVID-19 vaccination](#)

## General Information

- ▶ [COVID-19 vaccinations and Mississippi vaccination summary](#)
- ▶ [COVID-19 overview, questions and answers, and other resources](#)
- ▶ [COVID-19 and You: Video Q & A with State Health Officer Dr. Thomas Dobbs](#)
- ▶ [ASL, Spanish and Vietnamese materials](#)

## Healthcare Professionals

Guidance and more →

- ▶ [Healthcare guidance](#)
- ▶ [Electronic reporting](#)
- ▶ [Vaccine providers](#)
- ▶ [Specimens](#)
- ▶ [Lab dropoff](#)
- ▶ [Facilities guidance](#)
- ▶ [MS-HAN Alerts](#)

### [ALL HEALTHCARE](#)

## Current Cases and Statistics

County and state data →

- ▶ [Today's update](#)
- ▶ [State data and reports](#)

- ▶ [County data](#)
- ▶ [Charts and maps](#)
- ▶ [Hospitalizations](#)
- ▶ [Lab testing](#)
- ▶ [Recoveries](#)

## [ALL STATISTICS](#)

## Prevention, Testing and Guidance

Personal and community →

- ▶ [Getting tested](#)
- ▶ [Personal protection](#)
- ▶ [Gatherings and events](#)
- ▶ [Business and community](#)
- ▶ [School guidelines](#)
- ▶ [State agencies](#)
- ▶ [Vaccinations](#)

## [ALL GUIDANCE](#)

**Home isolation is mandatory if you have tested positive for COVID-19** by [order of the State Health Officer](#). (If you are awaiting results of routine testing *not* related to exposure, you may [return to work](#) and follow the safety guidance of your employer.)

**Quarantine is mandatory for household members** of someone who has COVID-19. Home quarantine permits working under certain circumstances.

[More about isolation and quarantine »](#)

## COVID-19 in Mississippi

### New Cases and Deaths as of February 10

#### NEW CASES

**911**

New COVID-19 positive test results reported to MSDH as of 3 p.m. yesterday.

#### TOTAL MISSISSIPPI CASES

284,664

▶ [Totals by county](#)

#### NEW DEATHS

23

New COVID-19 related deaths reported to MSDH as of 3 p.m. yesterday.

Twenty-one deaths occurred between January 8 and February 10 in the counties below.

▶ [County list](#)

Two COVID-19 related deaths occurred between November 3 and January 14, identified from death certificate reports.

▶ [County list](#)

#### TOTAL MISSISSIPPI DEATHS

6,390

▶ [Totals by county](#)

#### LTC OUTBREAKS

124

Current outbreaks in long-term care (LTC) facilities only. (See [LTC facility outbreak definition](#).)

▶ [Cases by county](#)

**About our case counts:** We currently update our case totals each day based on test results from the previous day. Outside laboratories also report positive test results to us, which are included in our totals. Multiple positive tests for the same individual are counted only once. County case numbers and deaths may change as investigation finds new or additional information.

## Statewide COVID-19 Data and Reports

### ▶ [K-12 School Reports](#)

Weekly COVID-19 cases, outbreaks and exposure reported by Mississippi schools

### ▶ [Long-Term Care Facility and Residential Care Facility COVID-19 Reports](#)

Data reported directly to MSDH by the facility; cases and deaths in these reports may not yet be included in our totals of lab-reported cases.

- ▶ [Ongoing Outbreaks in Nursing Homes](#)  
A wide variety of data from the Centers for Medicare and Medicaid (CMS)
- ▶ [Deaths from COVID-19 and Other Causes](#) PDF  
Provisional counts by week of deaths from COVID-19, pneumonia/influenza, and heart disease
- ▶ [Laboratory Testing](#)  
Number and type of COVID-19 tests performed
- ▶ [Mississippi COVID-19 Vaccination Report](#) PDF  
Vaccinations distributed and administered as reported to MSDH by vaccination providers
- ▶ [Statewide data charts](#)

## County COVID-19 Data

### Race and Ethnicity

- ▶ [Total COVID-19 cases and deaths by county, race and ethnicity](#) PDF  
Current and past data tables, updated daily

### Data Snapshots for Individual Counties

- ▶ [Weekly COVID-19 snapshots for each Mississippi county](#)

### High Cases and Incidence

- ▶ [Map of Mississippi counties by 7-day incidence](#)
- ▶ [Table of counties ranked by weekly cases and incidence](#)

### Cumulative Cases and Deaths by County

Totals of all reported COVID-19 cases, including those in long-term care (LTC) facilities.

**The numbers in this table are provisional.** County case numbers and deaths may change as investigation finds new or additional information. The data provided below is the most current available.

County	Total Cases	Total Deaths	Total LTC Facility Cases	Total LTC Facility Deaths
<a href="#">Adams</a>	2266	74	72	15
<a href="#">Alcorn</a>	2876	59	130	20
<a href="#">Amite</a>	1089	32	54	7
<a href="#">Attala</a>	2043	68	173	36
<a href="#">Benton</a>	911	24	45	10
<a href="#">Bolivar</a>	4455	112	231	31
<a href="#">Calhoun</a>	1521	25	34	4
<a href="#">Carroll</a>	1137	23	49	9
<a href="#">Chickasaw</a>	1974	50	58	15
<a href="#">Choctaw</a>	682	15	1	0
<b>Total</b>	<b>284,664</b>	<b>6,390</b>	<b>10,346</b>	<b>1,933</b>

County	Total Cases	Total Deaths	Total LTC Facility Cases	Total LTC Facility Deaths
Claiborne	963	29	45	9
Clarke	1625	67	123	30
Clay	1760	45	38	5
Coahoma	2663	61	129	11
Copiah	2686	55	81	11
Covington	2381	73	136	39
De Soto	18991	221	113	24
Forrest	6763	134	225	50
Franklin	737	19	39	4
George	2227	44	59	7
Greene	1219	31	52	6
Grenada	2363	74	155	32
Hancock	3270	71	68	14
Harrison	15904	256	482	65
Hinds	18246	372	805	127
Holmes	1790	69	104	20
Humphreys	896	26	34	8
Issaquena	164	6	0	0
Itawamba	2847	71	134	23
Jackson	12060	210	233	32
Jasper	2015	40	43	2
Jefferson	604	26	41	7
Jefferson Davis	971	31	8	1
Jones	7585	138	217	41
Kemper	866	22	44	9
Lafayette	5605	110	187	55
Lamar	5551	71	53	13
Lauderdale	6592	219	441	99
Lawrence	1162	18	27	2
Leake	2481	69	88	15
Lee	9518	154	217	41
Leflore	3284	116	238	52
<b>Total</b>	<b>284,664</b>	<b>6,390</b>	<b>10,346</b>	<b>1,933</b>

County	Total Cases	Total Deaths	Total LTC Facility Cases	Total LTC Facility Deaths
Lincoln	3343	98	183	37
Lowndes	5882	135	256	62
Madison	9227	189	364	69
Marion	2456	77	158	24
Marshall	3859	89	64	15
Monroe	3926	123	190	55
Montgomery	1175	37	54	9
Neshoba	3659	165	202	58
Newton	2148	50	87	15
Noxubee	1202	29	35	6
Oktibbeha	4313	89	220	36
Panola	4160	88	102	13
Pearl River	3897	122	186	34
Perry	1121	32	21	7
Pike	2917	89	127	34
Pontotoc	4013	65	86	10
Prentiss	2645	57	99	15
Quitman	755	14	0	0
Rankin	12244	249	390	61
Scott	2854	65	114	16
Sharkey	486	17	43	8
Simpson	2584	78	158	20
Smith	1456	27	62	8
Stone	1656	28	84	14
Sunflower	3105	82	121	19
Tallahatchie	1670	39	50	7
Tate	2923	67	80	19
Tippah	2680	63	120	13
Tishomingo	2077	64	102	27
Tunica	953	23	18	2
Union	3831	71	131	23
Walthall	1216	39	69	13
Warren	4021	113	170	38
<b>Total</b>	<b>284,664</b>	<b>6,390</b>	<b>10,346</b>	<b>1,933</b>

County	Total Cases	Total Deaths	Total LTC Facility Cases	Total LTC Facility Deaths
<a href="#">Washington</a>	5079	125	190	39
<a href="#">Wayne</a>	2394	40	69	11
<a href="#">Webster</a>	1050	26	59	11
<a href="#">Wilkinson</a>	614	26	25	5
<a href="#">Winston</a>	2176	74	130	39
<a href="#">Yalobusha</a>	1384	36	82	22
<a href="#">Yazoo</a>	2770	60	139	18
<b>Total</b>	<b>284,664</b>	<b>6,390</b>	<b>10,346</b>	<b>1,933</b>

## Case Classifications

Mississippi investigates and reports both probable and confirmed cases and deaths according to the [CSTE case definition](#).

	Confirmed	Probable	Total
Cases	178,340	106,324	<b>284,664</b>
Deaths	4,532	1,858	<b>6,390</b>

Confirmed cases and deaths are generally determined by positive PCR tests, which detect the presence of ongoing coronavirus infection.

Probable cases are those who test positive by other testing methods such as antibody or antigen, and have recent symptoms consistent with COVID-19, indicating a recent infection.

Probable deaths are those individuals with a designation of COVID-19 as a cause of death on the death certificate, but where no confirmatory testing was performed.

---

## Mississippi COVID-19 Data Charts and Maps

All data reports below are updated as they become available.

## Hospitalizations and Bed Availability

▶ [View interactive hospitalization charts](#)

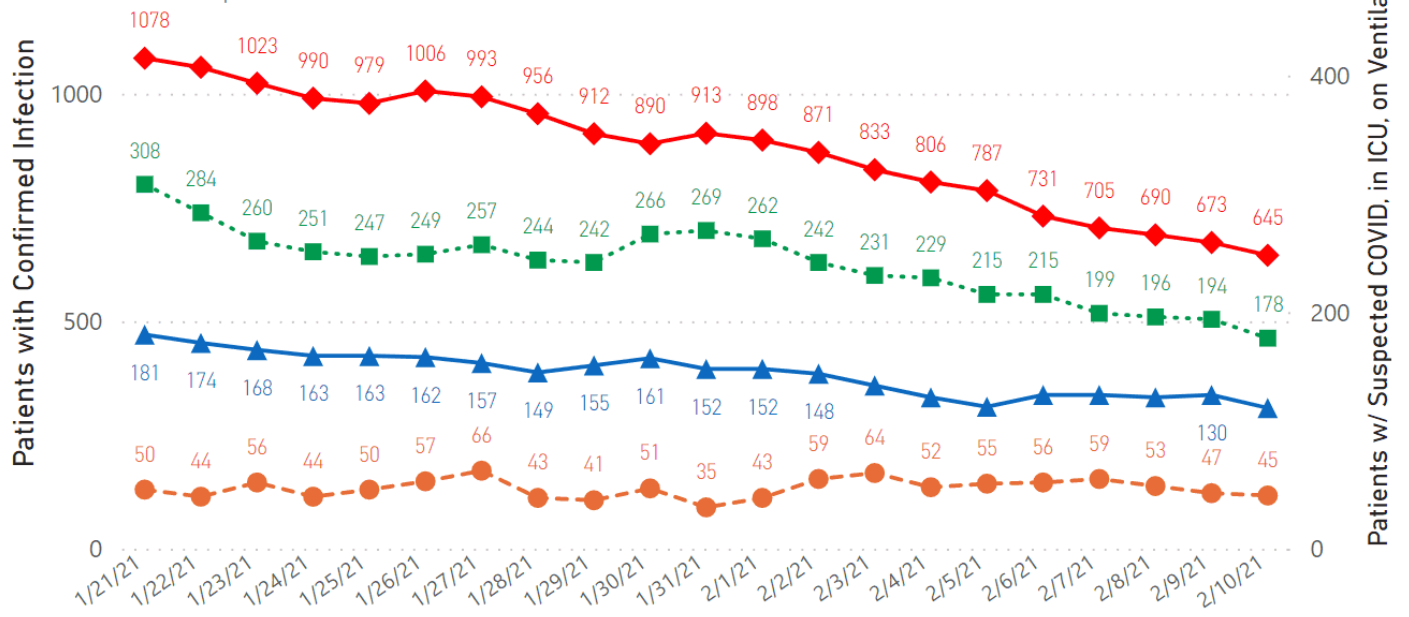
# COVID-19 Hospitalizations Reported by MS Hospitals, 1/21/21-2/10/21 \*\*, \*\*



◆ Patients with Confirmed Infection ● Patients with Suspected Infection ■ Patients in an ICU ▲ Patients on Ventilators

\* Patients in ICU and on ventilators are COVID-19 confirmed.

\*\* Data are provisional.



## Hospitalization and ICU Use to Date

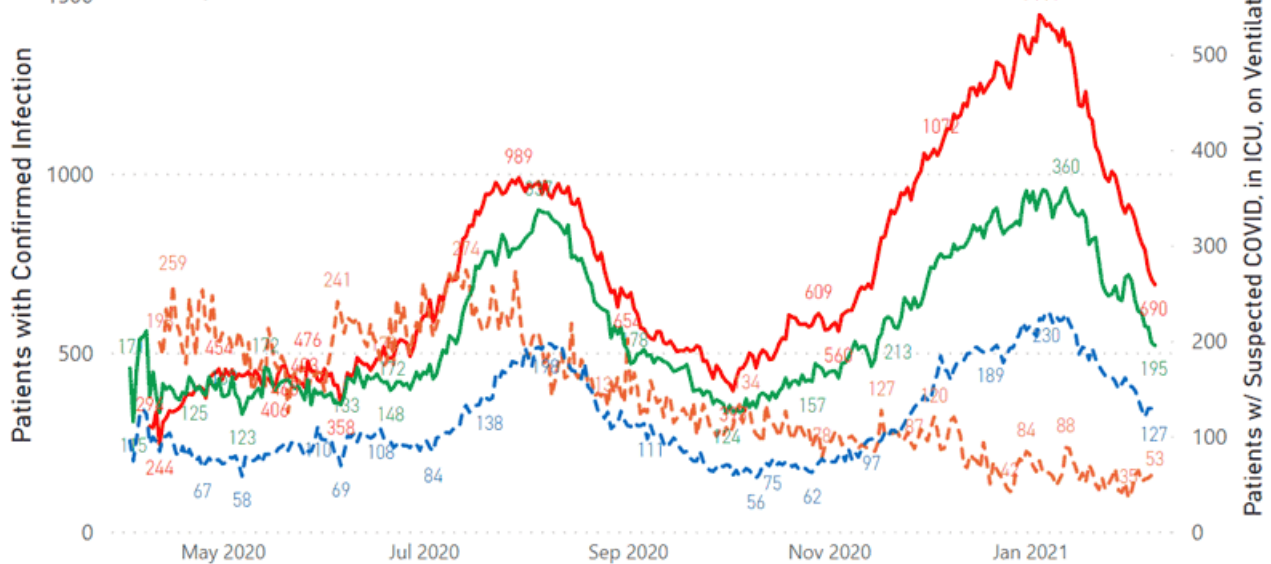
Updated weekly

# COVID-19 Hospitalizations Trends, Reported by MS Hospitals as of 2/8/21 \*\*, \*\*

— Patients with Confirmed Infection — Patients with Suspected Infection — Patients in an ICU — Patients on Ventilators

\* Patients in ICU and on ventilators are COVID-19 confirmed.

\*\* Data are provisional.



## Daily Case Maps

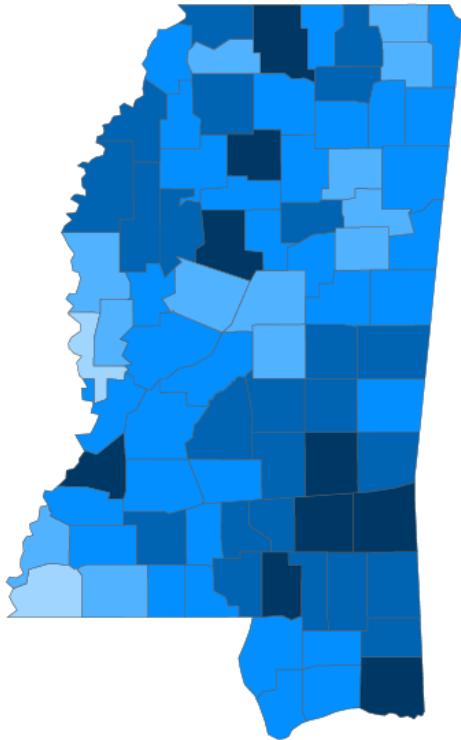
► [View all interactive maps](#)

## Recent COVID-19 Activity



The chart below shows counties according to COVID-19 incidence (cases by population) over the last 7 days. Also see [weekly county incidence tables](#)

### Mississippi COVID-19 Cases Incidence Rate \* as of February 10, 2021



● <10.0 ● 10.0 to 20.0 ● 20.0 to 30.0 ● 30.0 to 40.0 ● >40.0

\* Based on average daily new cases of past 7 days per 100,000 population.

7 Day Average  
New Cases

**876.0**

7 Day Average  
Incidence Rate \*

**28.4**

Cumulative Cases

**284,664**

2019 Estimated Population

**2,976,148**

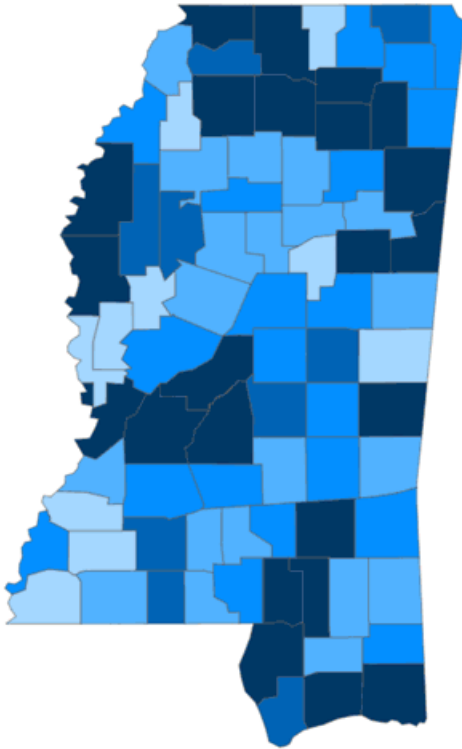
County	Incidence Rate	New Cases (7-Day Avg)	2019 Est. Population	Mask Mandate Status	Mask Mandate Started	Mask Mandate Ended
Claiborne	55.6	5.0	8,988	Ended	10/19/20	11/11/20
Yalobusha	55.5	6.7	12,108	Active	11/10/20	
Jasper	48.0	7.9	16,383	None		
Jones	44.9	30.6	68,098	Active	11/24/20	
Wayne	43.9	8.9	20,183	None		
Lamar	42.9	27.1	63,343	Active	10/19/20	
Jackson	42.2	60.6	143,617	Active	10/19/20	
Carroll	41.6	4.1	9,947	Active	10/26/20	
Marshall	40.1	14.1	35,294	Active	10/26/20	
Union	39.7	11.4	28,815	Active	11/24/20	

### Cumulative COVID-19 Cases

Total cases and deaths by county since the start of the pandemic. Also see [weekly estimate of recoveries](#)

Mississippi COVID-19  
Cases and Deaths by Race with Ethnicity  
as of 3 pm CT, February 10, 2021

Total Cases  
**284,664**



	American Indian or Alaska Native	Asian	Black	White	Other	Unknown
Non Hispanic	1,138	1,019	76,916	108,321	2,805	2,341
Hispanic	55	33	387	1,836	3,283	643
Unknown Ethnicity	988	323	17,194	25,983	6,972	34,427

Total Deaths  
**6,390**

	American Indian or Alaska Native	Asian	Black	White	Other	Unknown
Non Hispanic	83	10	2,183	2,915	37	15
Hispanic	1	0	7	28	17	2
Unknown Ethnicity	24	7	335	521	59	146

● 1 to 950 ● 951 to 1900 ● 1901 to 2850 ● 2851 to 3800 ● >3800

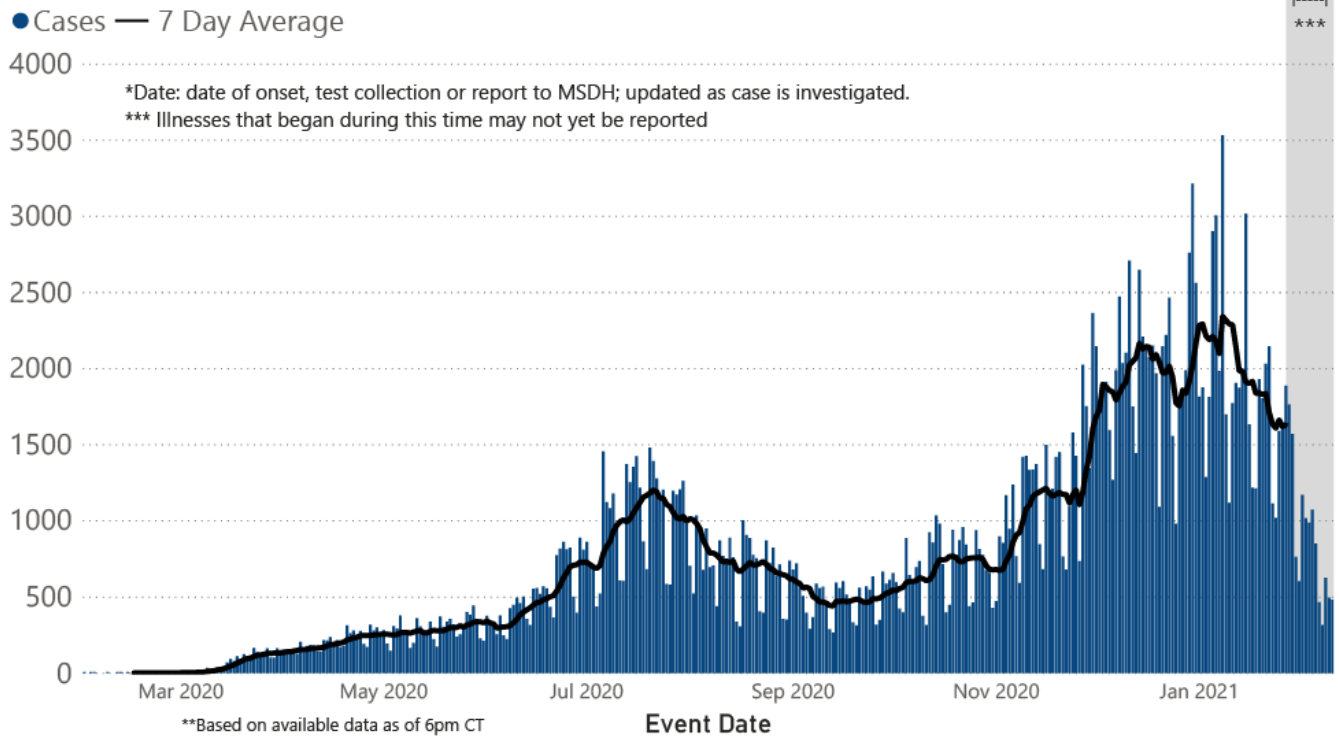
### Daily Statewide Data Charts

Our state case map and other data charts are also available in interactive form.

▶ [View interactive epidemiological and surveillance charts](#)

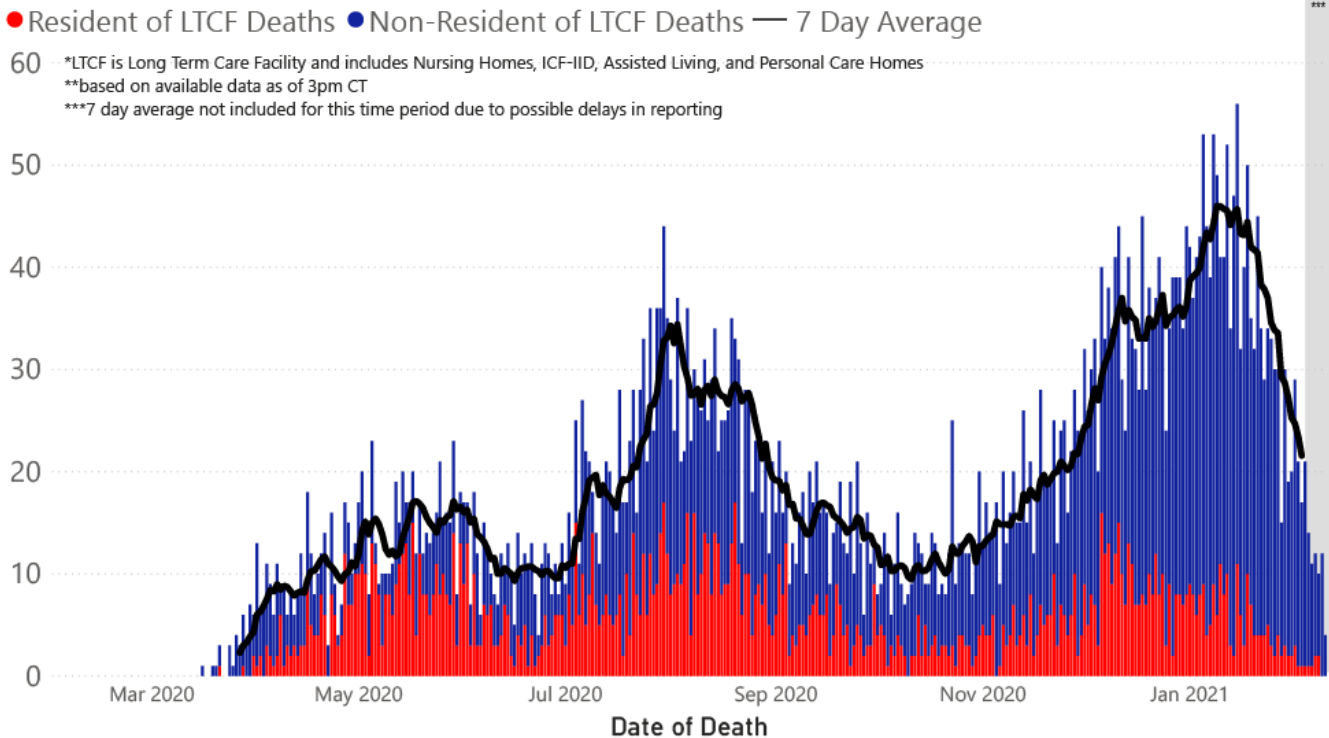
The charts below are based on available data at the time of publication. Charts do **not** include cases where insufficient details of the case are known.

## COVID-19 Cases by Date\* through February 10, 2021\*\*, Mississippi



**Note:** Values up to two weeks in the past on the chart of Cases by Date above can change as we update it with new information from disease investigation.

## COVID-19 LTCF\* and Non-LTCF Deaths by Date of Death through February 10, 2021\*\*, Mississippi



## Weekly Statewide Data Charts

Includes:

- Cases, deaths and hospitalizations, analyzed by age, race/ethnicity, gender and other factors

- MIS-C cases and deaths
- Counties with high COVID-19 cases and incidence
- Syndromic surveillance

▶ [All weekly charts](#)

## Estimated Recoveries

Presumed COVID-19 cases recovered, estimated weekly (does not include cases still under investigation).

### COVID-19 Presumed Recovered Cases through February 8, 2021, Mississippi

**253,140**  
Presumed Recovered\*

\*Reflects Provisional Estimates. Presumed Recovered if:

- 1) It has been 14 days or more since the case tested positive, if they were not hospitalized
- 2) It has been 21 days or more since the case tested positive, if they were hospitalized or hospitalization was unknown.

All deaths excluded. Presumed recovered counts will be updated weekly.

## U.S. and World Cases

- ▶ [COVID-19 cases in the United States \(CDC\)](#)
- ▶ [U.S. COVID-19 Tracker \(CDC\)](#)
- ▶ [COVID-19 Global Case Map \(Johns Hopkins University\)](#)

## COVID-19 Testing

### Statewide Combined Testing as of February 7

COVID-19 testing providers around the state include commercial laboratories as well as hospital labs. Combined with testing done by the MSDH Public Health Laboratory, the figures provide a complete picture of all Mississippi testing. (Updated weekly)

**PCR** testing detects current, active COVID-19 infection in an individual.

**Antibody** (serology) testing identifies individuals with past COVID-19 infection based on antibodies they develop one to three weeks after infection.

**Antigen** testing is another way to identify current COVID-19 infection.

	Total tests	PCR	Antibody	Antigen
MSDH Public Health Laboratory	161,826	160,583	1,243	0
Other testing providers	2,134,683	1,377,511	76,195	680,977
Total tests for COVID-19 statewide	<b>2,296,509</b>	<b>1,538,094</b>	<b>77,438</b>	<b>680,977</b>

## MSDH Individuals Tested as of February 10

MSDH Public Health Laboratory (MPHL) testing totals as of 3 p.m. These totals are for tests performed at the MPHL only.

- Total individuals tested by the MPHL: **104,510**
- Total positive individuals from MPHL tests: **12,967**

▶ [Getting tested for COVID-19](#)

---

## Prevention and Guidance for Individuals and the Community

▶ [Preventive steps to take, recommendations, guidance and general information on COVID-19](#)

Get COVID-19 e-mail updates daily with our free newsletter:



Last reviewed on Mar 5,  
2020

[error on this](#)

[email page](#)

[print](#)

### *Related resources*

- ▶ [IT IS REAL: COVID-19 as Told by Survivors](#)
- ▶ [Free COVID-19 Testing and Local Testing Providers](#)
- ▶ [COVID-19 Guidance and Prevention for Individuals and the Community](#)  
Updated December 22, 2020

### *More topics*

- ▶ [\[ Espanol, Tieng Viet, ASL \]](#)
- ▶ [County Data](#)
- ▶ [Diagnostic Testing EUA](#)
- ▶ [Handouts and Posters](#)
- ▶ [Healthcare Professionals](#)
- ▶ [Interactive Maps and Charts](#)
- ▶ [Prevention and Safety Guidance](#)
- ▶ [School Cases and Outbreaks](#)
- ▶ [Statewide COVID-19 Data](#)
- ▶ [Testing for COVID-19](#)
- ▶ [Vaccination Against COVID-19](#)

BRUSH AND CLEAN  
**In Between**  
TO BUILD A HEALTHY  
**Smile!**

See how!



#### AGENCY

---

[About Us](#)

[Administration](#)

[Board of Health](#)

[County Offices](#)

[Institutional Review](#)

[Jobs](#)

[Locations](#)

[Public Health Laboratory](#)

[RFPs/Grants](#)

[More »](#)

---

[Intranet](#)

[OHIT+ER Service Center](#)

[Webmail](#)

#### INFORMATION

---

[Apps](#)

[Calendar of Events](#)

[Contact Us](#)

[Meetings](#)

[Health Resources](#)

[Hotlines](#)

[Locations](#)

[News](#)

[Newsletter](#)

[Phone Numbers](#)

[Español](#)

#### I NEED A ...

---

[Birth Certificate](#)

[Certificate of Need](#)

[Children's Health Insurance](#)

[Complaint Form](#)

Criminal History Check  
Death Certificate  
Divorce Record  
Food Permit  
Immunization Record  
J-1 Visa  
License Verification  
Marriage Record  
Professional License  
Public Records Request  
Wastewater Application

#### **PUBLICATIONS**

Annual Report  
CON Weekly Reports  
Health Facilities Directory  
Mississippi Morbidity Reports  
Public Health Report  
State Health Plan  
Strategic Plan  
*More »*

Mississippi State Department of Health • 570 East Woodrow Wilson Dr • Jackson, MS 39216 • 866-HLTHY4U • [Contact and information](#)

