

Menu



Coronavirus Disease 2019 (COVID-19)

Updated February 13, 2021

Mississippi COVID-19 Hotline (7 days a week, 7 a.m.–7 p.m.): **877-978-6453**

General Information

- ▶ [COVID-19 vaccinations and Mississippi vaccination summary](#)
- ▶ [COVID-19 overview, questions and answers, and other resources](#)
- ▶ [COVID-19 and You: Video Q & A with State Health Officer Dr. Thomas Dobbs](#)
- ▶ [ASL, Spanish and Vietnamese materials](#)

Healthcare Professionals

Guidance and more →

- ▶ [Healthcare guidance](#)
- ▶ [Electronic reporting](#)
- ▶ [Vaccine providers](#)
- ▶ [Specimens](#)
- ▶ [Lab dropoff](#)
- ▶ [Facilities guidance](#)
- ▶ [MS-HAN Alerts](#)

[ALL HEALTHCARE](#)

Current Cases and Statistics

County and state data →

- ▶ [Today's update](#)
- ▶ [State data and reports](#)
- ▶ [County data](#)
- ▶ [Charts and maps](#)
- ▶ [Hospitalizations](#)
- ▶ [Lab testing](#)
- ▶ [Recoveries](#)

ALL STATISTICS

Prevention, Testing and Guidance

Personal and community →

- ▶ [Getting tested](#)
- ▶ [Personal protection](#)
- ▶ [Gatherings and events](#)
- ▶ [Business and community](#)
- ▶ [School guidelines](#)
- ▶ [State agencies](#)
- ▶ [Vaccinations](#)

ALL GUIDANCE

Home isolation is mandatory if you have tested positive for COVID-19 by [order of the State Health Officer](#). (If you are awaiting results of routine testing *not* related to exposure, you may [return to work](#) and follow the safety guidance of your employer.)

Quarantine is mandatory for household members of someone who has COVID-19. Home quarantine permits working under certain circumstances.

[More about isolation and quarantine »](#)

COVID-19 in Mississippi

New Cases and Deaths as of February 12

NEW CASES

695

New COVID-19 positive test results reported to MSDH as of 3 p.m. yesterday.

TOTAL MISSISSIPPI CASES

286,343

▶ [Totals by county](#)

NEW DEATHS

32

New COVID-19 related deaths reported to MSDH as of 3 p.m. yesterday.

Eight deaths occurred between February 11 and February 12 in the counties below.

▶ [County list](#)

Twenty-four COVID-19 related deaths occurred between January 11 and February 9, identified from death certificate reports.

▶ [County list](#)

TOTAL MISSISSIPPI DEATHS

6,461

▶ [Totals by county](#)

LTC OUTBREAKS

113

Current outbreaks in long-term care (LTC) facilities only. (See [LTC facility outbreak definition](#).)

▶ [Cases by county](#)

About our case counts: We currently update our case totals each day based on test results from the previous day. Outside laboratories also report positive test results to us, which are included in our totals. Multiple positive tests for the same individual are counted only once. County case numbers and deaths may change as investigation finds new or additional information.

Statewide COVID-19 Data and Reports

- ▶ [K-12 School Reports](#)
Weekly COVID-19 cases, outbreaks and exposure reported by Mississippi schools
- ▶ [Long-Term Care Facility and Residential Care Facility COVID-19 Reports](#)
Data reported directly to MSDH by the facility; cases and deaths in these reports may not yet be included in our totals of lab-reported cases.
- ▶ [Ongoing Outbreaks in Nursing Homes](#)
A wide variety of data from the Centers for Medicare and Medicaid (CMS)
- ▶ [Deaths from COVID-19 and Other Causes](#) PDF
Provisional counts by week of deaths from COVID-19, pneumonia/influenza, and heart disease
- ▶ [Laboratory Testing](#)

Number and type of COVID-19 tests performed

▶ [Mississippi COVID-19 Vaccination Report](#) PDF

Vaccinations distributed and administered as reported to MSDH by vaccination providers

▶ [Statewide data charts](#)

County COVID-19 Data

Race and Ethnicity

▶ [Total COVID-19 cases and deaths by county, race and ethnicity](#) PDF

Current and past data tables, updated daily

Data Snapshots for Individual Counties

▶ [Weekly COVID-19 snapshots for each Mississippi county](#)

High Cases and Incidence

▶ [Map of Mississippi counties by 7-day incidence](#)

▶ [Table of counties ranked by weekly cases and incidence](#)

Cumulative Cases and Deaths by County

Totals of all reported COVID-19 cases, including those in long-term care (LTC) facilities.

The numbers in this table are provisional. County case numbers and deaths may change as investigation finds new or additional information. The data provided below is the most current available.

County	Total Cases	Total Deaths	Total LTC Facility Cases	Total LTC Facility Deaths
Adams	2277	74	72	15
Alcorn	2881	59	130	20
Amite	1091	32	54	7
Attala	2049	69	173	36
Benton	912	24	45	10
Bolivar	4485	116	231	31
Calhoun	1535	26	35	4
Carroll	1150	23	49	9
Chickasaw	1985	50	58	15
Choctaw	684	15	1	0
Claiborne	969	29	45	9
Clarke	1634	69	123	30
Total	286,343	6,461	10,355	1,936

County	Total Cases	Total Deaths	Total LTC Facility Cases	Total LTC Facility Deaths
Clay	1761	46	38	5
Coahoma	2695	65	129	11
Copiah	2701	56	81	11
Covington	2402	74	136	39
De Soto	19082	226	113	24
Forrest	6820	134	225	50
Franklin	743	19	39	4
George	2246	44	59	7
Greene	1227	32	52	6
Grenada	2411	74	155	32
Hancock	3300	72	68	14
Harrison	16024	258	482	65
Hinds	18362	377	805	127
Holmes	1792	69	104	20
Humphreys	898	26	34	8
Issaquena	167	6	0	0
Itawamba	2863	71	134	23
Jackson	12141	213	233	32
Jasper	2033	41	43	2
Jefferson	607	26	40	7
Jefferson Davis	979	31	8	1
Jones	7646	139	218	41
Kemper	875	22	44	9
Lafayette	5628	110	187	55
Lamar	5593	73	53	13
Lauderdale	6620	219	441	99
Lawrence	1167	19	27	2
Leake	2485	69	88	15
Lee	9555	158	222	41
Leflore	3299	117	238	53
Lincoln	3370	99	183	38
Lowndes	5913	137	256	62
Total	286,343	6,461	10,355	1,936

County	Total Cases	Total Deaths	Total LTC Facility Cases	Total LTC Facility Deaths
Madison	9262	189	365	69
Marion	2461	77	158	24
Marshall	3884	90	64	15
Monroe	3937	123	190	55
Montgomery	1183	37	54	9
Neshoba	3678	165	202	58
Newton	2160	51	87	15
Noxubee	1207	29	35	6
Oktibbeha	4344	90	221	36
Panola	4184	89	102	13
Pearl River	3953	123	186	34
Perry	1130	33	21	7
Pike	2935	90	127	34
Pontotoc	4017	66	86	10
Prentiss	2658	58	99	15
Quitman	760	14	0	0
Rankin	12313	253	390	61
Scott	2872	66	115	17
Sharkey	487	17	43	8
Simpson	2605	78	158	20
Smith	1464	28	62	8
Stone	1666	28	84	14
Sunflower	3120	84	121	19
Tallahatchie	1677	39	50	7
Tate	2934	70	80	19
Tippah	2698	64	120	13
Tishomingo	2084	64	102	27
Tunica	962	23	18	2
Union	3849	72	131	23
Walthall	1226	39	69	13
Warren	4044	114	170	38
Washington	5090	126	190	39
Wayne	2411	40	69	11
Total	286,343	6,461	10,355	1,936

County	Total Cases	Total Deaths	Total LTC Facility Cases	Total LTC Facility Deaths
Webster	1055	28	59	11
Wilkinson	617	26	25	5
Winston	2181	74	130	39
Yalobusha	1393	36	82	22
Yazoo	2785	60	139	18
Total	286,343	6,461	10,355	1,936

Case Classifications

Mississippi investigates and reports both probable and confirmed cases and deaths according to the [CSTE case definition](#).

	Confirmed	Probable	Total
Cases	179,167	107,176	286,343
Deaths	4,568	1,893	6,461

Confirmed cases and deaths are generally determined by positive PCR tests, which detect the presence of ongoing coronavirus infection.

Probable cases are those who test positive by other testing methods such as antibody or antigen, and have recent symptoms consistent with COVID-19, indicating a recent infection.

Probable deaths are those individuals with a designation of COVID-19 as a cause of death on the death certificate, but where no confirmatory testing was performed.

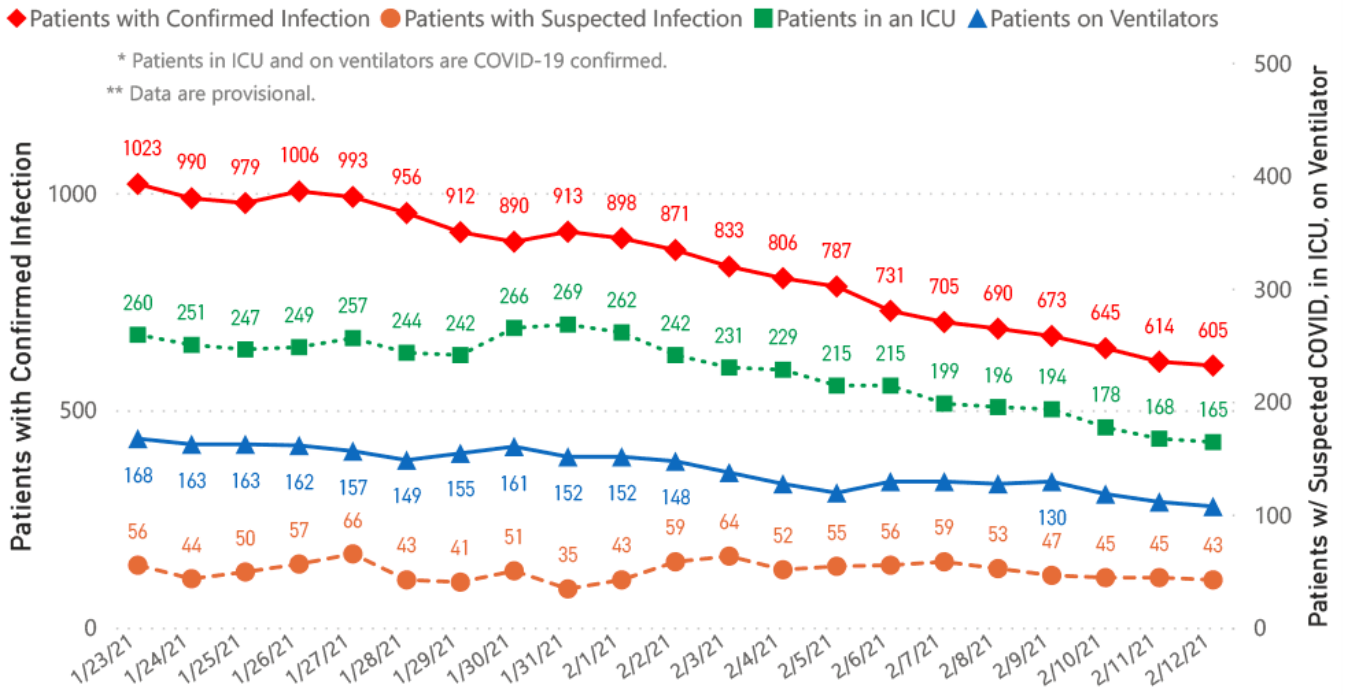
Mississippi COVID-19 Data Charts and Maps

All data reports below are updated as they become available.

Hospitalizations and Bed Availability

▶ [View interactive hospitalization charts](#)

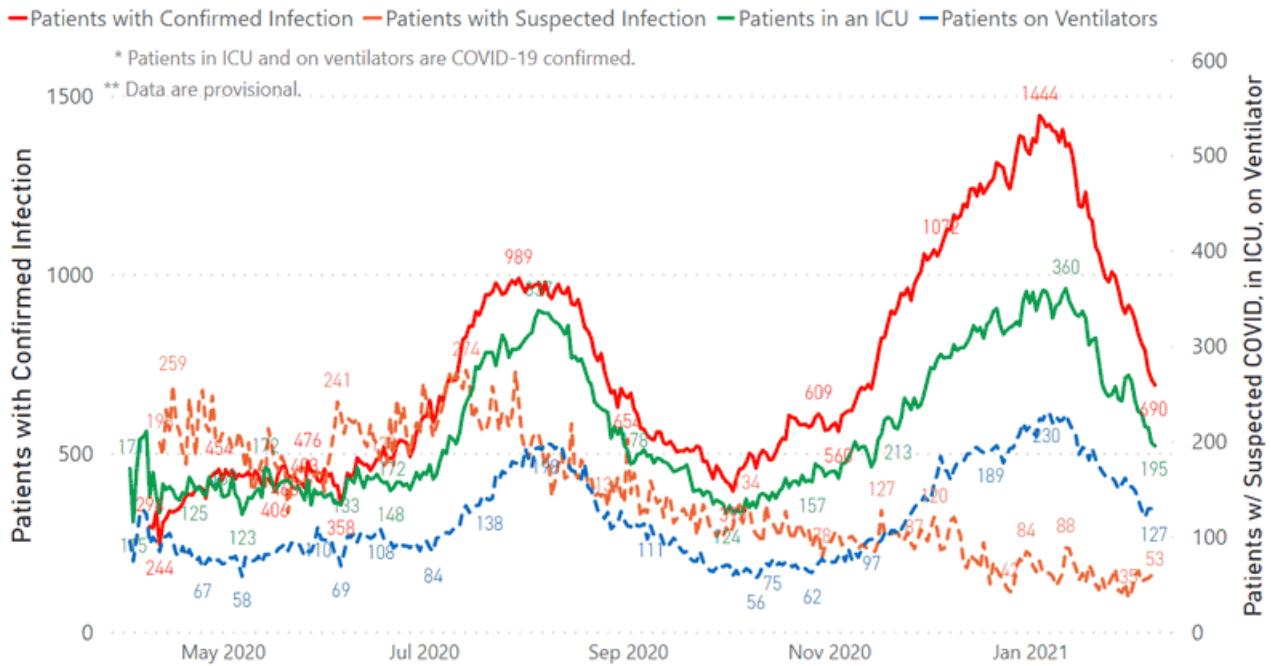
COVID-19 Hospitalizations Reported by MS Hospitals, 1/23/21-2/12/21 *,**



Hospitalization and ICU Use to Date

Updated weekly

COVID-19 Hospitalizations Trends, Reported by MS Hospitals as of 2/8/21 *,**



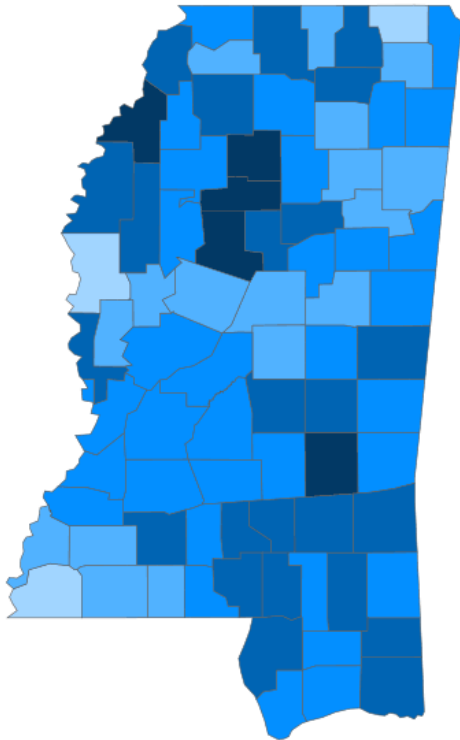
Daily Case Maps

▶ [View all interactive maps](#)

Recent COVID-19 Activity

The chart below shows counties according to COVID-19 incidence (cases by population) over the last 7 days. Also see [weekly county incidence tables](#)

Mississippi COVID-19 Cases Incidence Rate * as of February 12, 2021



● <10.0 ● 10.0 to 20.0 ● 20.0 to 30.0 ● 30.0 to 40.0 ● >40.0

* Based on average daily new cases of past 7 days per 100,000 population.

7 Day Average
New Cases

795.0

Cumulative Cases

286,343

7 Day Average
Incidence Rate *

26.3

2019 Estimated Population

2,976,148

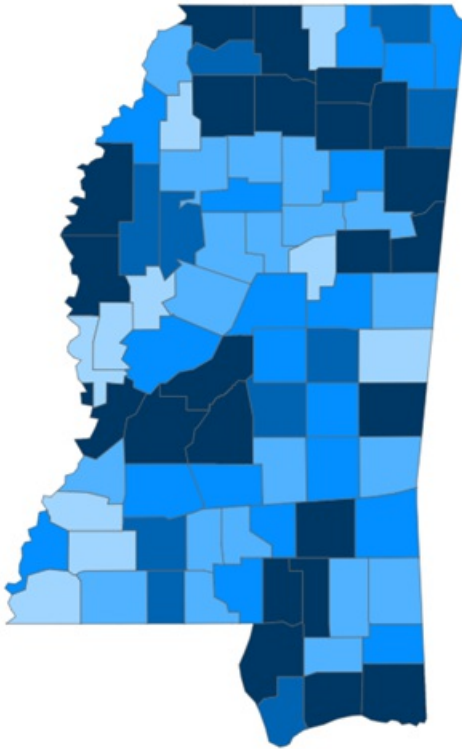
County	Incidence Rate	New Cases (7-Day Avg)	2019 Est. Population	Mask Mandate Status	Mask Mandate Started	Mask Mandate Ended
Grenada	53.0	11.0	20,758	None		
Carroll	48.8	4.9	9,947	Active	10/26/20	
Jasper	43.6	7.1	16,383	None		
Yalobusha	42.5	5.1	12,108	Active	11/10/20	
Coahoma	40.0	8.9	22,124	None		
Jackson	39.4	56.6	143,617	Active	10/19/20	
Marshall	38.9	13.7	35,294	Active	10/26/20	
Lamar	37.9	24.0	63,343	Active	10/19/20	
Jones	37.6	25.6	68,098	Active	11/24/20	
Webster	36.9	3.6	9,689	None		

Cumulative COVID-19 Cases

Total cases and deaths by county since the start of the pandemic. Also see [weekly estimate of recoveries](#)

Mississippi COVID-19
Cases and Deaths by Race with Ethnicity
as of 3 pm CT, February 12, 2021

Total Cases
286,343



● 1 to 950 ● 951 to 1900 ● 1901 to 2850 ● 2851 to 3800 ● >3800

	American Indian or Alaska Native	Asian	Black	White	Other	Unknown
Non Hispanic	1,146	1,026	77,414	109,074	2,827	2,355
Hispanic	56	33	388	1,843	3,297	650
Unknown Ethnicity	993	325	17,231	26,069	6,980	34,636

Total Deaths
6,461

	American Indian or Alaska Native	Asian	Black	White	Other	Unknown
Non Hispanic	83	10	2,203	2,947	38	15
Hispanic	1	0	7	28	18	2
Unknown Ethnicity	25	7	342	529	60	146

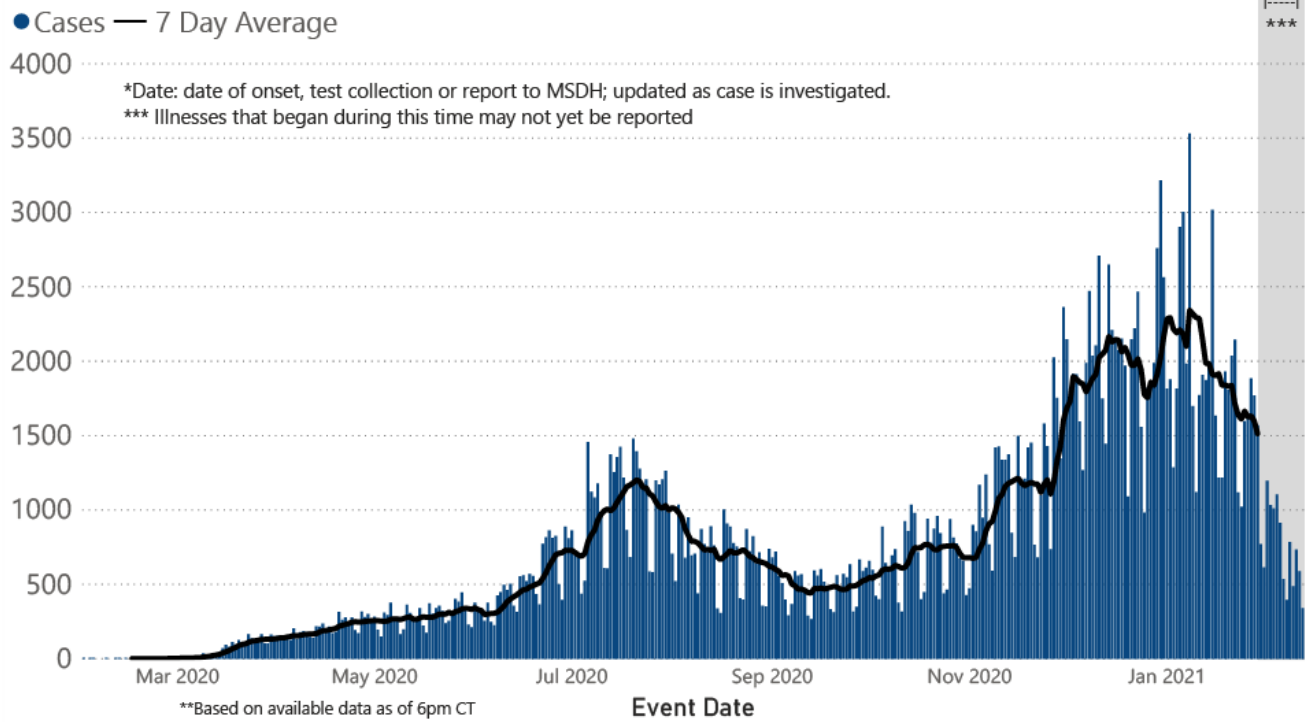
Daily Statewide Data Charts

Our state case map and other data charts are also available in interactive form.

▶ [View interactive epidemiological and surveillance charts](#)

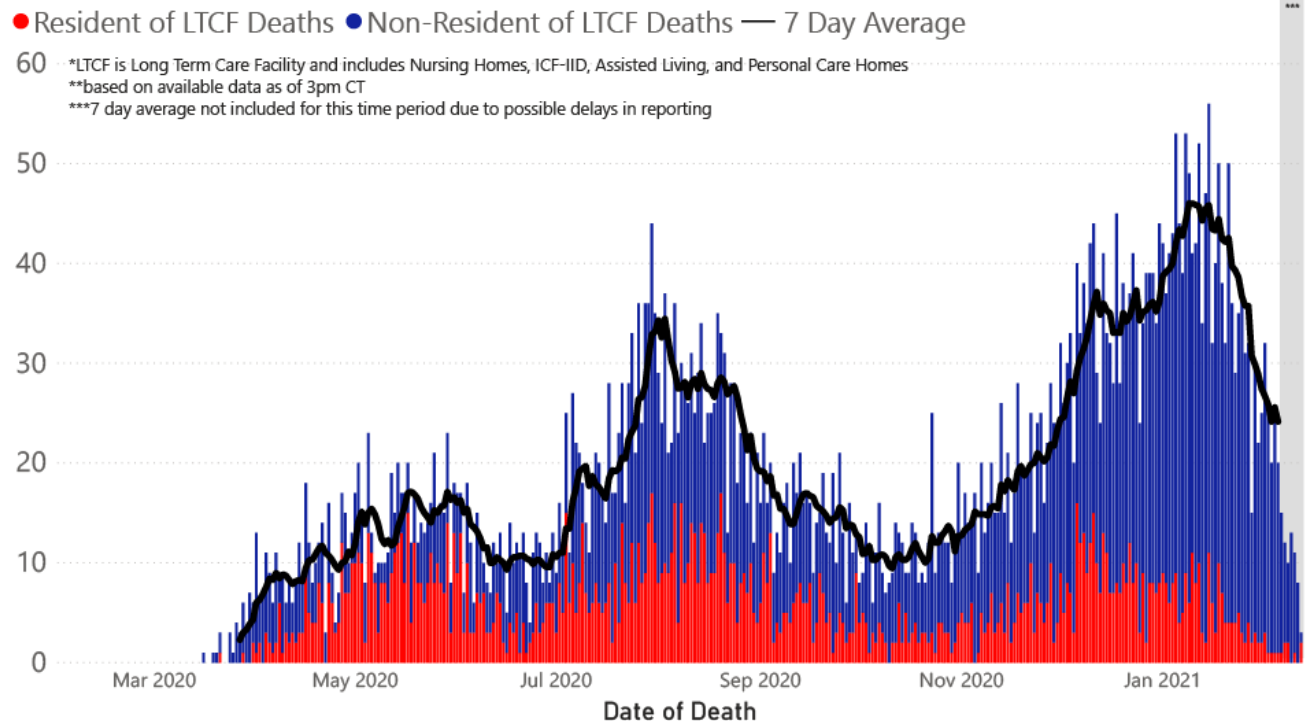
The charts below are based on available data at the time of publication. Charts do **not** include cases where insufficient details of the case are known.

COVID-19 Cases by Date* through February 12, 2021**, Mississippi



Note: Values up to two weeks in the past on the chart of Cases by Date above can change as we update it with new information from disease investigation.

COVID-19 LTCF* and Non-LTCF Deaths by Date of Death through February 12, 2021**, Mississippi



Weekly Statewide Data Charts

Includes:

- Cases, deaths and hospitalizations, analyzed by age, race/ethnicity, gender and other factors

- MIS-C cases and deaths
- Counties with high COVID-19 cases and incidence
- Syndromic surveillance

▶ [All weekly charts](#)

Estimated Recoveries

Presumed COVID-19 cases recovered, estimated weekly (does not include cases still under investigation).

COVID-19 Presumed Recovered Cases through February 8, 2021, Mississippi

253,140
Presumed Recovered*

*Reflects Provisional Estimates. Presumed Recovered if:

- 1) It has been 14 days or more since the case tested positive, if they were not hospitalized
- 2) It has been 21 days or more since the case tested positive, if they were hospitalized or hospitalization was unknown.

All deaths excluded. Presumed recovered counts will be updated weekly.

U.S. and World Cases

- ▶ [COVID-19 cases in the United States \(CDC\)](#)
- ▶ [U.S. COVID-19 Tracker \(CDC\)](#)
- ▶ [COVID-19 Global Case Map \(Johns Hopkins University\)](#)

COVID-19 Testing

Statewide Combined Testing as of February 7

COVID-19 testing providers around the state include commercial laboratories as well as hospital labs. Combined with testing done by the MSDH Public Health Laboratory, the figures provide a complete picture of all Mississippi testing. (Updated weekly)

PCR testing detects current, active COVID-19 infection in an individual.

Antibody (serology) testing identifies individuals with past COVID-19 infection based on antibodies they develop one to three weeks after infection.

Antigen testing is another way to identify current COVID-19 infection.

	Total tests	PCR	Antibody	Antigen
MSDH Public Health Laboratory	161,826	160,583	1,243	0
Other testing providers	2,134,683	1,377,511	76,195	680,977
Total tests for COVID-19 statewide	2,296,509	1,538,094	77,438	680,977

MSDH Individuals Tested as of February 12

MSDH Public Health Laboratory (MPHL) testing totals as of 3 p.m. These totals are for tests performed at the MPHL only.

- Total individuals tested by the MPHL: **104,929**
- Total positive individuals from MPHL tests: **13,168**

▶ [Getting tested for COVID-19](#)

Prevention and Guidance for Individuals and the Community

▶ [Preventive steps to take, recommendations, guidance and general information on COVID-19](#)

Get COVID-19 e-mail updates daily with our free newsletter:



Last reviewed on Mar 5,
2020

[error on this](#)

[email page](#)

[print](#)

Related resources

- ▶ [IT IS REAL: COVID-19 as Told by Survivors](#)
- ▶ [Free COVID-19 Testing and Local Testing Providers](#)
- ▶ [COVID-19 Guidance and Prevention for Individuals and the Community](#)
Updated December 22, 2020

More topics

- ▶ [\[Espanol, Tieng Viet, ASL \]](#)
- ▶ [County Data](#)
- ▶ [Diagnostic Testing EUA](#)
- ▶ [Handouts and Posters](#)
- ▶ [Healthcare Professionals](#)
- ▶ [Interactive Maps and Charts](#)
- ▶ [Prevention and Safety Guidance](#)
- ▶ [School Cases and Outbreaks](#)
- ▶ [Statewide COVID-19 Data](#)
- ▶ [Testing for COVID-19](#)
- ▶ [Vaccination Against COVID-19](#)

Free COVID-19 Rapid Testing

Free drive-through testing open to the public

Available in all counties

No symptoms required for college students and others

[Check our weekly schedule of free testing locations statewide](#)

[FULL INFORMATION](#)

AGENCY

[About Us](#)

[Administration](#)

[Board of Health](#)

[County Offices](#)

[Institutional Review](#)

[Jobs](#)

[Locations](#)

[Public Health Laboratory](#)

[RFPs/Grants](#)

[More »](#)

[Intranet](#)

[OHIT+ER Service Center](#)

[Webmail](#)

INFORMATION

[Apps](#)

[Calendar of Events](#)

[Contact Us](#)

[Meetings](#)

[Health Resources](#)

[Hotlines](#)

[Locations](#)

[News](#)

[Newsletter](#)

[Phone Numbers](#)

[Español](#)

I NEED A ...

[Birth Certificate](#)

[Certificate of Need](#)

[Children's Health Insurance](#)

[Complaint Form](#)

Criminal History Check
Death Certificate
Divorce Record
Food Permit
Immunization Record
J-1 Visa
License Verification
Marriage Record
Professional License
Public Records Request
Wastewater Application

PUBLICATIONS

Annual Report
CON Weekly Reports
Health Facilities Directory
Mississippi Morbidity Reports
Public Health Report
State Health Plan
Strategic Plan
More »

Mississippi State Department of Health • 570 East Woodrow Wilson Dr • Jackson, MS 39216 • 866-HLTHY4U • Contact and information

