

Menu



Coronavirus Disease 2019 (COVID-19)

Updated February 17, 2021

Mississippi COVID-19 Hotline (7 days a week, 7 a.m.–7 p.m.): **877-978-6453**

General Information

- ▶ [COVID-19 vaccinations and Mississippi vaccination summary](#)
- ▶ [COVID-19 overview, questions and answers, and other resources](#)
- ▶ [COVID-19 and You: Video Q & A with State Health Officer Dr. Thomas Dobbs](#)
- ▶ [ASL, Spanish and Vietnamese materials](#)

Healthcare Professionals

Guidance and more →

- ▶ [Healthcare guidance](#)
- ▶ [Electronic reporting](#)
- ▶ [Vaccine providers](#)
- ▶ [Specimens](#)
- ▶ [Lab dropoff](#)
- ▶ [Facilities guidance](#)
- ▶ [MS-HAN Alerts](#)

[ALL HEALTHCARE](#)

Current Cases and Statistics

County and state data →

- ▶ [Today's update](#)
- ▶ [State data and reports](#)
- ▶ [County data](#)
- ▶ [Charts and maps](#)
- ▶ [Hospitalizations](#)
- ▶ [Lab testing](#)
- ▶ [Recoveries](#)

ALL STATISTICS

Prevention, Testing and Guidance

Personal and community →

- ▶ [Getting tested](#)
- ▶ [Personal protection](#)
- ▶ [Gatherings and events](#)
- ▶ [Business and community](#)
- ▶ [School guidelines](#)
- ▶ [State agencies](#)
- ▶ [Vaccinations](#)

ALL GUIDANCE

Home isolation is mandatory if you have tested positive for COVID-19 by [order of the State Health Officer](#). (If you are awaiting results of routine testing *not* related to exposure, you may [return to work](#) and follow the safety guidance of your employer.)

Quarantine is mandatory for household members of someone who has COVID-19. Home quarantine permits working under certain circumstances.

[More about isolation and quarantine »](#)

COVID-19 in Mississippi

New Cases and Deaths as of February 16

NEW CASES

684

New COVID-19 positive test results reported to MSDH as of 3 p.m. yesterday.

TOTAL MISSISSIPPI CASES

289,398

▶ [Totals by county](#)

NEW DEATHS

23

New COVID-19 related deaths reported to MSDH as of 3 p.m. yesterday.

Six deaths occurred between February 11 and February 15 in the counties below.

▶ [County list](#)

Seventeen COVID-19 related deaths occurred between December 12 and February 15, identified from death certificate reports.

▶ [County list](#)

TOTAL MISSISSIPPI DEATHS

6,524

▶ [Totals by county](#)

LTC OUTBREAKS

112

Current outbreaks in long-term care (LTC) facilities only. (See [LTC facility outbreak definition](#).)

▶ [Cases by county](#)

About our case counts: We currently update our case totals each day based on test results from the previous day. Outside laboratories also report positive test results to us, which are included in our totals. Multiple positive tests for the same individual are counted only once. County case numbers and deaths may change as investigation finds new or additional information.

Statewide COVID-19 Data and Reports

- ▶ [K-12 School Reports](#)
Weekly COVID-19 cases, outbreaks and exposure reported by Mississippi schools
- ▶ [Long-Term Care Facility and Residential Care Facility COVID-19 Reports](#)
Data reported directly to MSDH by the facility; cases and deaths in these reports may not yet be included in our totals of lab-reported cases.
- ▶ [Ongoing Outbreaks in Nursing Homes](#)
A wide variety of data from the Centers for Medicare and Medicaid (CMS)
- ▶ [Deaths from COVID-19 and Other Causes](#) PDF
Provisional counts by week of deaths from COVID-19, pneumonia/influenza, and heart disease
- ▶ [Laboratory Testing](#)

Number and type of COVID-19 tests performed

▶ [Mississippi COVID-19 Vaccination Report](#) PDF

Vaccinations distributed and administered as reported to MSDH by vaccination providers

▶ [Statewide data charts](#)

County COVID-19 Data

Race and Ethnicity

▶ [Total COVID-19 cases and deaths by county, race and ethnicity](#) PDF

Current and past data tables, updated daily

Data Snapshots for Individual Counties

▶ [Weekly COVID-19 snapshots for each Mississippi county](#)

High Cases and Incidence

▶ [Map of Mississippi counties by 7-day incidence](#)

▶ [Table of counties ranked by weekly cases and incidence](#)

Cumulative Cases and Deaths by County

Totals of all reported COVID-19 cases, including those in long-term care (LTC) facilities.

The numbers in this table are provisional. County case numbers and deaths may change as investigation finds new or additional information. The data provided below is the most current available.

County	Total Cases	Total Deaths	Total LTC Facility Cases	Total LTC Facility Deaths
Adams	2310	74	72	15
Alcorn	2891	60	130	20
Amite	1097	32	54	7
Attala	2056	69	174	36
Benton	923	24	45	10
Bolivar	4530	119	231	31
Calhoun	1549	26	35	4
Carroll	1169	23	51	9
Chickasaw	1996	50	58	15
Choctaw	693	16	1	0
Claiborne	973	29	45	9
Clarke	1664	69	123	30
Total	289,398	6,524	10,362	1,936

County	Total Cases	Total Deaths	Total LTC Facility Cases	Total LTC Facility Deaths
Clay	1765	48	38	5
Coahoma	2712	65	129	11
Copiah	2721	57	81	11
Covington	2440	76	136	39
De Soto	19331	226	113	24
Forrest	6926	135	225	50
Franklin	750	19	39	4
George	2275	45	59	7
Greene	1243	32	52	6
Grenada	2437	75	155	32
Hancock	3354	73	68	14
Harrison	16232	266	482	65
Hinds	18514	380	805	128
Holmes	1801	69	104	20
Humphreys	908	26	34	8
Issaquena	167	6	0	0
Itawamba	2876	71	134	23
Jackson	12300	215	233	33
Jasper	2080	41	43	2
Jefferson	607	27	40	7
Jefferson Davis	991	31	8	1
Jones	7747	142	218	41
Kemper	887	22	44	9
Lafayette	5670	113	187	55
Lamar	5684	77	53	13
Lauderdale	6701	220	441	99
Lawrence	1176	20	27	2
Leake	2504	69	88	15
Lee	9601	159	222	41
Leflore	3328	117	237	52
Lincoln	3412	99	183	38
Lowndes	5949	137	256	62
Total	289,398	6,524	10,362	1,936

County	Total Cases	Total Deaths	Total LTC Facility Cases	Total LTC Facility Deaths
Madison	9324	189	365	69
Marion	2485	77	158	24
Marshall	3940	92	64	15
Monroe	3961	125	190	55
Montgomery	1198	37	54	9
Neshoba	3726	165	202	58
Newton	2200	51	87	15
Noxubee	1217	29	35	6
Oktibbeha	4368	90	221	36
Panola	4219	90	102	13
Pearl River	4004	126	186	34
Perry	1166	33	21	7
Pike	2955	91	127	34
Pontotoc	4045	66	86	10
Prentiss	2668	58	99	15
Quitman	764	14	0	0
Rankin	12467	257	390	61
Scott	2898	66	115	17
Sharkey	488	17	43	8
Simpson	2639	78	158	20
Smith	1487	29	65	8
Stone	1695	28	84	14
Sunflower	3144	84	121	19
Tallahatchie	1684	39	50	7
Tate	2974	72	80	19
Tippah	2738	64	120	13
Tishomingo	2097	65	102	27
Tunica	969	23	18	2
Union	3892	72	131	23
Walthall	1228	40	69	13
Warren	4080	113	169	37
Washington	5122	128	191	39
Wayne	2488	40	69	11
Total	289,398	6,524	10,362	1,936

County	Total Cases	Total Deaths	Total LTC Facility Cases	Total LTC Facility Deaths
Webster	1079	29	61	11
Wilkinson	618	26	25	5
Winston	2194	74	130	39
Yalobusha	1416	36	82	22
Yazoo	2821	62	139	18
Total	289,398	6,524	10,362	1,936

Case Classifications

Mississippi investigates and reports both probable and confirmed cases and deaths according to the [CSTE case definition](#).

	Confirmed	Probable	Total
Cases	180,331	109,067	289,398
Deaths	4,600	1,924	6,524

Confirmed cases and deaths are generally determined by positive PCR tests, which detect the presence of ongoing coronavirus infection.

Probable cases are those who test positive by other testing methods such as antibody or antigen, and have recent symptoms consistent with COVID-19, indicating a recent infection.

Probable deaths are those individuals with a designation of COVID-19 as a cause of death on the death certificate, but where no confirmatory testing was performed.

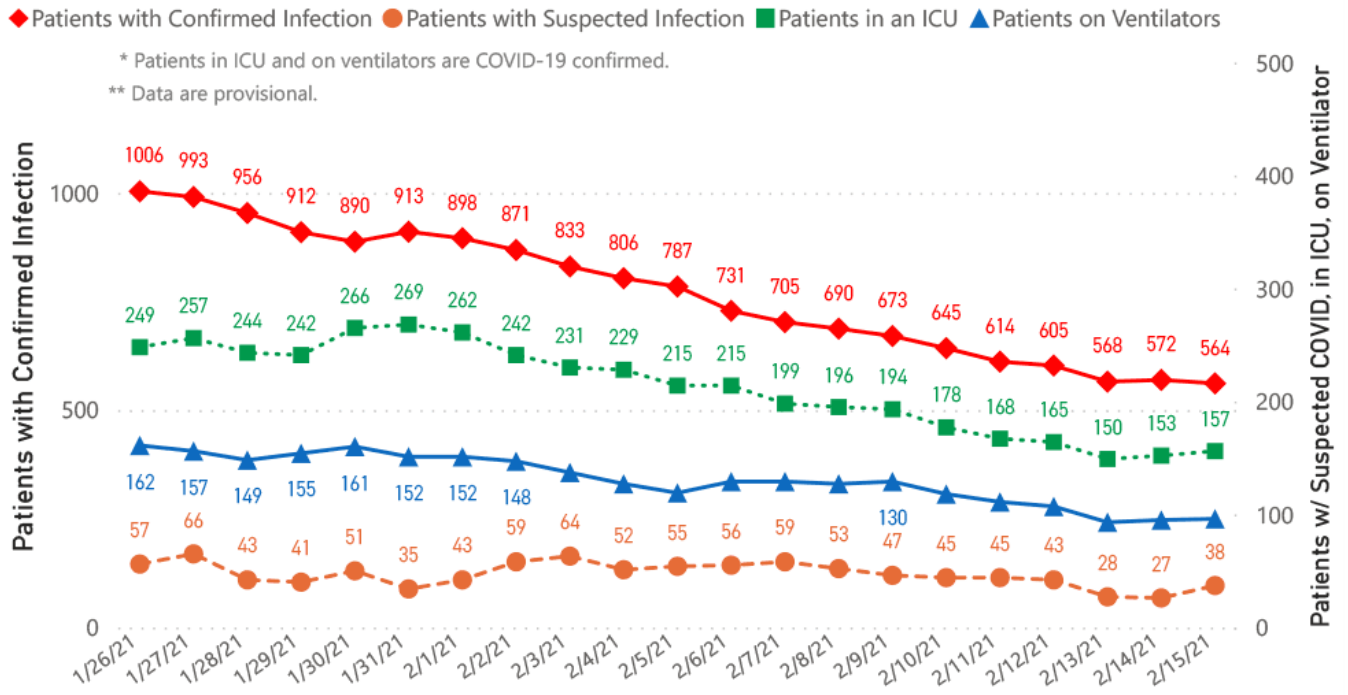
Mississippi COVID-19 Data Charts and Maps

All data reports below are updated as they become available.

Hospitalizations and Bed Availability

▶ [View interactive hospitalization charts](#)

COVID-19 Hospitalizations Reported by MS Hospitals, 1/26/21-2/15/21 *,**



Hospitalization and ICU Use to Date

Updated weekly

COVID-19 Hospitalizations Trends, Reported by MS Hospitals as of 2/14/21 *,**

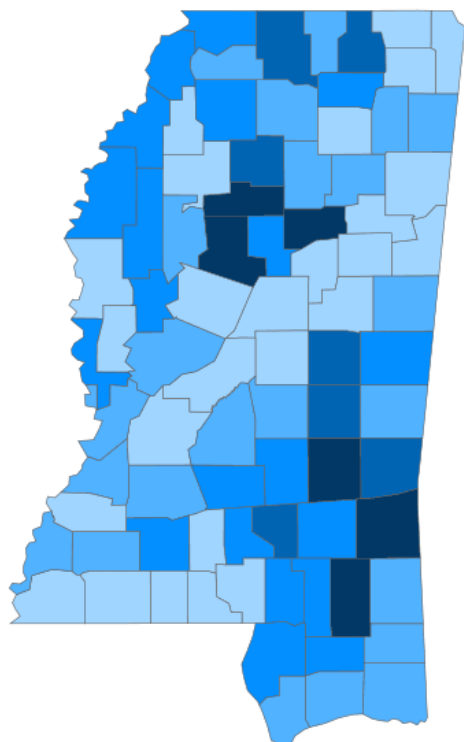


Daily Case Maps

Recent COVID-19 Activity

The chart below shows counties according to COVID-19 incidence (cases by population) over the last 7 days. Also see [weekly county incidence tables](#)

Mississippi COVID-19 Cases Incidence Rate * as of February 16, 2021



Mississippi

7 Day Average
New Cases

806.4

7 Day Average
Incidence Rate *

28.5

Cumulative Cases

289,398

2019 Estimated Population

2,976,148

County	Incidence Rate	New Cases (7-Day Avg)	2019 Est. Population	Mask Mandate Status	Mask Mandate Started	Mask Mandate Ended
Wayne	71.5	14.4	20,183	None		
Jasper	66.3	10.9	16,383	None		
Carroll	63.2	6.3	9,947	Active	10/26/20	
Perry	58.5	7.0	11,973	Active	11/24/20	
Grenada	51.6	10.7	20,758	None		
Webster	51.6	5.0	9,689	None		
Covington	46.8	8.7	18,636	Active	11/11/20	
Yalobusha	43.7	5.3	12,108	Active	11/10/20	
Newton	43.5	9.1	21,018	None		
Clarke	43.2	6.7	15,541	None		

● <20.0 ● 20.0 to 30.0 ● 30.0 to 40.0 ● 40.0 to 50.0 ● >50.0

* Based on average daily new cases of past 7 days per 100,000 population.

Cumulative COVID-19 Cases

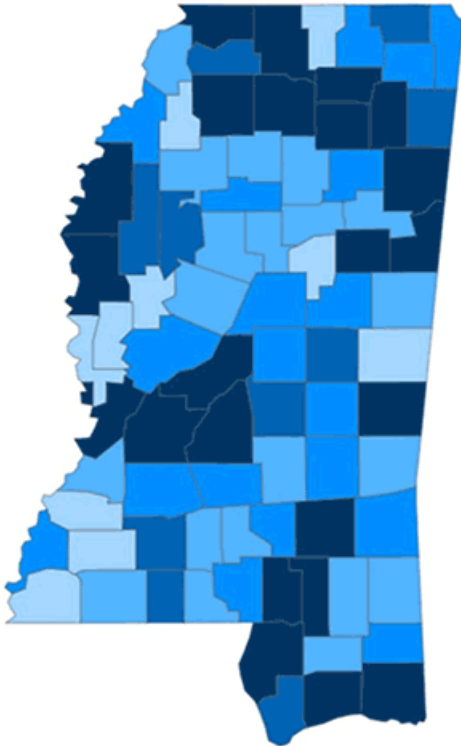
Total cases and deaths by county since the start of the pandemic. Also see [weekly estimate of recoveries](#)

Mississippi COVID-19
Cases and Deaths by Race with Ethnicity
as of 3 pm CT, February 16, 2021

Mississippi

Total Cases

289,398



	American Indian or Alaska Native	Asian	Black	White	Other	Unknown
Non Hispanic	1,164	1,037	78,146	110,388	2,853	2,393
Hispanic	56	33	391	1,852	3,326	667
Unknown Ethnicity	995	325	17,309	26,240	7,025	35,198

Total Deaths

6,524

	American Indian or Alaska Native	Asian	Black	White	Other	Unknown
Non Hispanic	83	10	2,225	2,980	38	15
Hispanic	1	0	7	28	18	2
Unknown Ethnicity	25	7	345	532	60	148

● 1 to 950 ● 951 to 1900 ● 1901 to 2850 ● 2851 to 3800 ● >3800

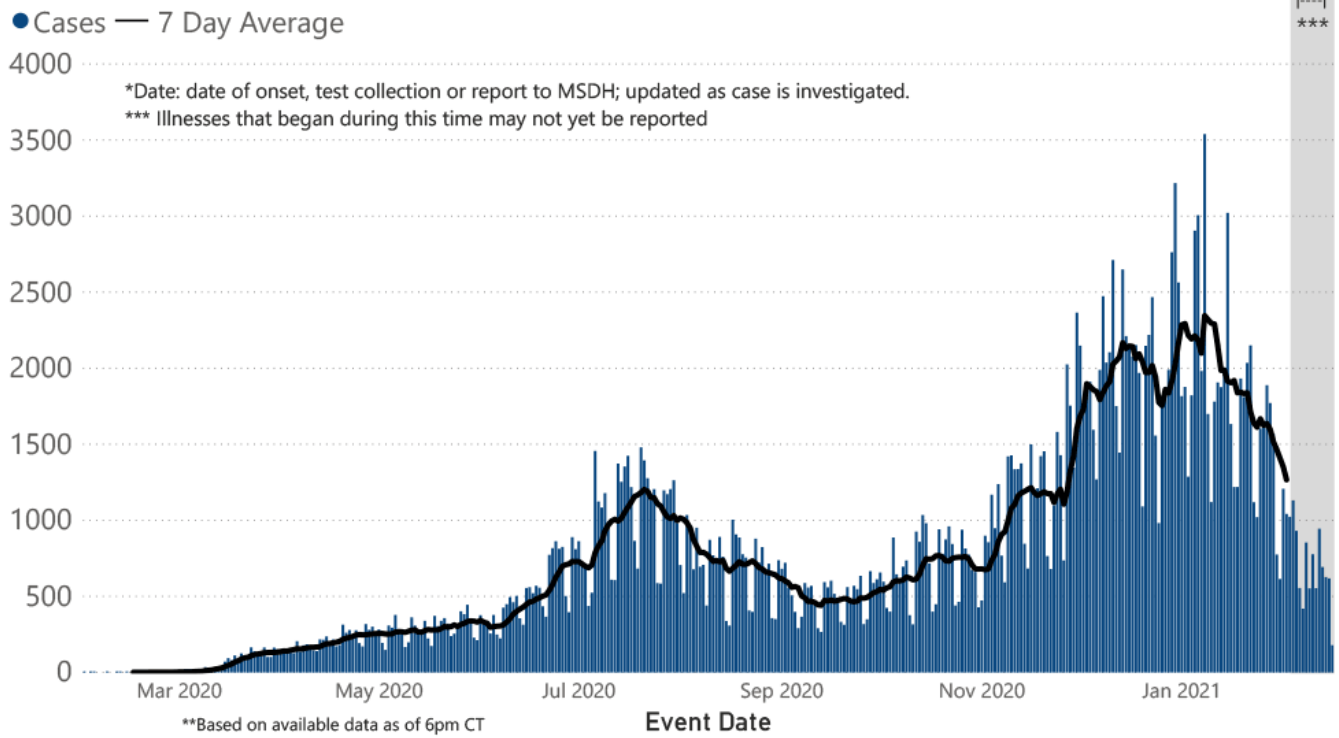
Daily Statewide Data Charts

Our state case map and other data charts are also available in interactive form.

▶ [View interactive epidemiological and surveillance charts](#)

The charts below are based on available data at the time of publication. Charts do **not** include cases where insufficient details of the case are known.

COVID-19 Cases by Date* through February 16, 2021**, Mississippi

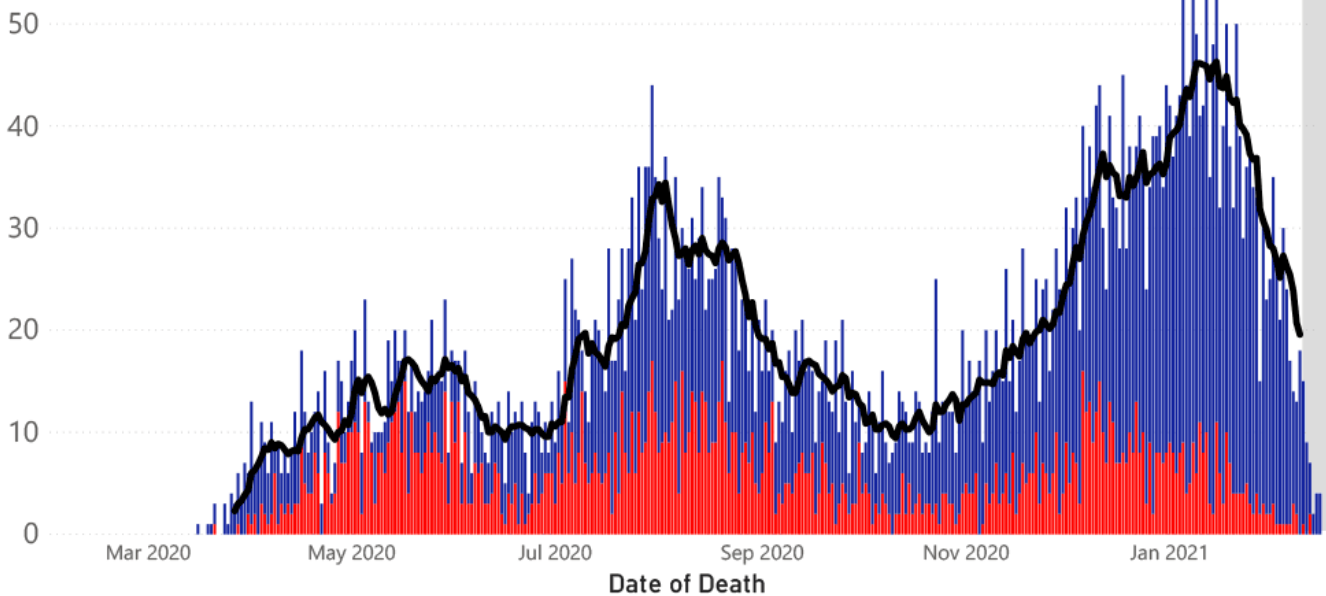


Note: Values up to two weeks in the past on the chart of Cases by Date above can change as we update it with new information from disease investigation.

COVID-19 LTCF* and Non-LTCF Deaths by Date of Death through February 16, 2021**, Mississippi

● Resident of LTCF Deaths ● Non-Resident of LTCF Deaths — 7 Day Average

60 *LTCF is Long Term Care Facility and includes Nursing Homes, ICF-IID, Assisted Living, and Personal Care Homes
**based on available data as of 3pm CT
***7 day average not included for this time period due to possible delays in reporting



Weekly Statewide Data Charts

Includes:

- Cases, deaths and hospitalizations, analyzed by age, race/ethnicity, gender and other factors

- MIS-C cases and deaths
- Counties with high COVID-19 cases and incidence
- Syndromic surveillance

▶ [All weekly charts](#)

Estimated Recoveries

Presumed COVID-19 cases recovered, estimated weekly (does not include cases still under investigation).

COVID-19 Presumed Recovered Cases through February 15, 2021, Mississippi

264,456
Presumed Recovered*

*Reflects Provisional Estimates. Presumed Recovered if:

- 1) It has been 14 days or more since the case tested positive, if they were not hospitalized
- 2) It has been 21 days or more since the case tested positive, if they were hospitalized or hospitalization was unknown.

All deaths excluded. Presumed recovered counts will be updated weekly.

U.S. and World Cases

- ▶ [COVID-19 cases in the United States \(CDC\)](#)
- ▶ [U.S. COVID-19 Tracker \(CDC\)](#)
- ▶ [COVID-19 Global Case Map \(Johns Hopkins University\)](#)

COVID-19 Testing

Statewide Combined Testing as of February 14

COVID-19 testing providers around the state include commercial laboratories, hospital labs and the MSDH Public Health Laboratory. Results from all these sources are combined in the table below. (Updated weekly) **NOTE:** MSDH Public Health Lab data is no longer reported separately.

PCR testing detects current, active COVID-19 infection in an individual.

Antibody (serology) testing identifies individuals with past COVID-19 infection based on antibodies they develop one to three weeks after infection.

Antigen testing is another way to identify current COVID-19 infection.

PCR tests	1,573,265
Serology (antibody) tests	79,693
Antigen tests	712,107
Total tests	2,365,065

▶ [Getting tested for COVID-19](#)

Prevention and Guidance for Individuals and the Community

▶ [Preventive steps to take, recommendations, guidance and general information on COVID-19](#)

Get COVID-19 e-mail updates daily with our free newsletter:



Last reviewed on Mar 5,

2020

[error on this](#)

[email page](#)

[print](#)

Related resources

- ▶ [IT IS REAL: COVID-19 as Told by Survivors](#)
- ▶ [Free COVID-19 Testing and Local Testing Providers](#)
- ▶ [COVID-19 Guidance and Prevention for Individuals and the Community](#)

Updated December 22, 2020

More topics

- ▶ [\[Espanol, Tieng Viet, ASL \]](#)
- ▶ [County Data](#)
- ▶ [Diagnostic Testing EUA](#)
- ▶ [Handouts and Posters](#)
- ▶ [Healthcare Professionals](#)
- ▶ [Interactive Maps and Charts](#)
- ▶ [Prevention and Safety Guidance](#)
- ▶ [School Cases and Outbreaks](#)
- ▶ [Statewide COVID-19 Data](#)
- ▶ [Testing for COVID-19](#)
- ▶ [Vaccination Against COVID-19](#)

Free COVID-19 Rapid Testing

Free drive-through testing open to the public

Available in all counties

No symptoms required for college students and others

[Check our weekly schedule of free testing locations statewide](#)

[FULL INFORMATION](#)

AGENCY

[About Us](#)

[Administration](#)

[Board of Health](#)

[County Offices](#)

[Institutional Review](#)

[Jobs](#)

[Locations](#)

[Public Health Laboratory](#)

[RFPs/Grants](#)

[More »](#)

[Intranet](#)

[OHIT+ER Service Center](#)

[Webmail](#)

INFORMATION

[Apps](#)

[Calendar of Events](#)

[Contact Us](#)

[Meetings](#)

[Health Resources](#)

[Hotlines](#)

[Locations](#)

[News](#)

[Newsletter](#)

[Phone Numbers](#)

[Español](#)

I NEED A ...

[Birth Certificate](#)

[Certificate of Need](#)

[Children's Health Insurance](#)

[Complaint Form](#)

Criminal History Check
Death Certificate
Divorce Record
Food Permit
Immunization Record
J-1 Visa
License Verification
Marriage Record
Professional License
Public Records Request
Wastewater Application

PUBLICATIONS

Annual Report
CON Weekly Reports
Health Facilities Directory
Mississippi Morbidity Reports
Public Health Report
State Health Plan
Strategic Plan
More »

Mississippi State Department of Health • 570 East Woodrow Wilson Dr • Jackson, MS 39216 • 866-HLTHY4U • Contact and information

