

Menu



## Coronavirus Disease 2019 (COVID-19)

Updated February 19, 2021

Mississippi COVID-19 Hotline (7 days a week, 7 a.m.–7 p.m.): **877-978-6453**

## General Information

- ▶ [COVID-19 vaccinations and Mississippi vaccination summary](#)
- ▶ [COVID-19 overview, questions and answers, and other resources](#)
- ▶ [COVID-19 and You: Video Q & A with State Health Officer Dr. Thomas Dobbs](#)
- ▶ [ASL, Spanish and Vietnamese materials](#)

## Healthcare Professionals

Guidance and more →

- ▶ [Healthcare guidance](#)
- ▶ [Electronic reporting](#)
- ▶ [Vaccine providers](#)
- ▶ [Specimens](#)
- ▶ [Lab dropoff](#)
- ▶ [Facilities guidance](#)
- ▶ [MS-HAN Alerts](#)

### [ALL HEALTHCARE](#)

## Current Cases and Statistics

County and state data →

- ▶ [Today's update](#)
- ▶ [State data and reports](#)
- ▶ [County data](#)
- ▶ [Charts and maps](#)
- ▶ [Hospitalizations](#)
- ▶ [Lab testing](#)
- ▶ [Recoveries](#)

## ALL STATISTICS

### Prevention, Testing and Guidance

Personal and community →

- ▶ [Getting tested](#)
- ▶ [Personal protection](#)
- ▶ [Gatherings and events](#)
- ▶ [Business and community](#)
- ▶ [School guidelines](#)
- ▶ [State agencies](#)
- ▶ [Vaccinations](#)

## ALL GUIDANCE

**Home isolation is mandatory if you have tested positive for COVID-19** by [order of the State Health Officer](#). (If you are awaiting results of routine testing *not* related to exposure, you may [return to work](#) and follow the safety guidance of your employer.)

**Quarantine is mandatory for household members** of someone who has COVID-19. Home quarantine permits working under certain circumstances.

[More about isolation and quarantine »](#)

## COVID-19 in Mississippi

### New Cases and Deaths as of February 18

#### NEW CASES

**360**

New COVID-19 positive test results reported to MSDH as of 3 p.m. yesterday.

#### TOTAL MISSISSIPPI CASES

**289,892**

▶ [Totals by county](#)

## NEW DEATHS

3

New COVID-19 related deaths reported to MSDH as of 3 p.m. yesterday.

All deaths occurred between February 11 and February 17 in the counties below.

▶ [County list](#)

## TOTAL MISSISSIPPI DEATHS

6,534

▶ [Totals by county](#)

## LTC OUTBREAKS

105

Current outbreaks in long-term care (LTC) facilities only. (See [LTC facility outbreak definition](#).)

▶ [Cases by county](#)

**About our case counts:** We currently update our case totals each day based on test results from the previous day. Outside laboratories also report positive test results to us, which are included in our totals. Multiple positive tests for the same individual are counted only once. County case numbers and deaths may change as investigation finds new or additional information.

## Statewide COVID-19 Data and Reports

- ▶ [K-12 School Reports](#)  
Weekly COVID-19 cases, outbreaks and exposure reported by Mississippi schools
- ▶ [Long-Term Care Facility and Residential Care Facility COVID-19 Reports](#)  
Data reported directly to MSDH by the facility; cases and deaths in these reports may not yet be included in our totals of lab-reported cases.
- ▶ [Ongoing Outbreaks in Nursing Homes](#)  
A wide variety of data from the Centers for Medicare and Medicaid (CMS)
- ▶ [Deaths from COVID-19 and Other Causes](#) PDF  
Provisional counts by week of deaths from COVID-19, pneumonia/influenza, and heart disease
- ▶ [Laboratory Testing](#)  
Number and type of COVID-19 tests performed
- ▶ [Mississippi COVID-19 Vaccination Report](#) PDF  
Vaccinations distributed and administered as reported to MSDH by vaccination providers
- ▶ [Statewide data charts](#)

# County COVID-19 Data

## Race and Ethnicity

- ▶ [Total COVID-19 cases and deaths by county, race and ethnicity](#) PDF  
Current and past data tables, updated daily

## Data Snapshots for Individual Counties

- ▶ [Weekly COVID-19 snapshots for each Mississippi county](#)

## High Cases and Incidence

- ▶ [Map of Mississippi counties by 7-day incidence](#)
- ▶ [Table of counties ranked by weekly cases and incidence](#)

## Cumulative Cases and Deaths by County

Totals of all reported COVID-19 cases, including those in long-term care (LTC) facilities.

**The numbers in this table are provisional.** County case numbers and deaths may change as investigation finds new or additional information. The data provided below is the most current available.

County	Total Cases	Total Deaths	Total LTC Facility Cases	Total LTC Facility Deaths
<a href="#">Adams</a>	2315	74	72	15
<a href="#">Alcorn</a>	2891	60	130	20
<a href="#">Amite</a>	1098	32	54	7
<a href="#">Attala</a>	2056	69	174	36
<a href="#">Benton</a>	923	24	45	10
<a href="#">Bolivar</a>	4548	119	232	31
<a href="#">Calhoun</a>	1550	26	35	4
<a href="#">Carroll</a>	1169	23	51	9
<a href="#">Chickasaw</a>	2000	50	58	15
<a href="#">Choctaw</a>	693	16	1	0
<a href="#">Claiborne</a>	973	29	45	9
<a href="#">Clarke</a>	1668	70	123	30
<a href="#">Clay</a>	1765	48	38	5
<a href="#">Coahoma</a>	2718	65	129	11
<a href="#">Copiah</a>	2722	57	81	11
<a href="#">Covington</a>	2450	76	136	39
<a href="#">De Soto</a>	19351	226	113	24
<b>Total</b>	<b>289,892</b>	<b>6,534</b>	<b>10,363</b>	<b>1,936</b>

County	Total Cases	Total Deaths	Total LTC Facility Cases	Total LTC Facility Deaths
Forrest	6971	135	225	50
Franklin	750	19	39	4
George	2286	45	59	7
Greene	1252	32	52	6
Grenada	2438	75	155	32
Hancock	3355	73	68	14
Harrison	16291	267	482	65
Hinds	18519	380	805	128
Holmes	1802	69	104	20
Humphreys	909	26	34	8
Issaquena	167	6	0	0
Itawamba	2877	71	134	23
Jackson	12332	215	233	33
Jasper	2091	42	43	2
Jefferson	607	27	40	7
Jefferson Davis	992	31	8	1
Jones	7772	142	218	41
Kemper	887	22	44	9
Lafayette	5675	113	187	55
Lamar	5731	77	53	13
Lauderdale	6715	223	441	99
Lawrence	1178	20	27	2
Leake	2505	69	88	15
Lee	9608	159	222	41
Leflore	3330	117	237	52
Lincoln	3413	99	183	38
Lowndes	5954	137	256	62
Madison	9333	189	365	69
Marion	2490	78	158	24
Marshall	3944	92	64	15
Monroe	3961	125	190	55
Montgomery	1199	37	54	9
Neshoba	3729	165	202	58
<b>Total</b>	<b>289,892</b>	<b>6,534</b>	<b>10,363</b>	<b>1,936</b>

County	Total Cases	Total Deaths	Total LTC Facility Cases	Total LTC Facility Deaths
Newton	2201	51	87	15
Noxubee	1219	29	35	6
Oktibbeha	4371	90	221	36
Panola	4232	91	102	13
Pearl River	4023	126	186	34
Perry	1171	33	21	7
Pike	2958	91	127	34
Pontotoc	4051	66	86	10
Prentiss	2669	58	99	15
Quitman	766	14	0	0
Rankin	12476	258	390	61
Scott	2900	66	115	17
Sharkey	488	17	43	8
Simpson	2641	78	158	20
Smith	1495	29	65	8
Stone	1700	29	84	14
Sunflower	3150	84	121	19
Tallahatchie	1687	39	50	7
Tate	2975	72	80	19
Tippah	2739	64	120	13
Tishomingo	2099	65	102	27
Tunica	969	23	18	2
Union	3899	72	131	23
Walthall	1230	40	69	13
Warren	4083	113	169	37
Washington	5122	128	191	39
Wayne	2492	40	69	11
Webster	1081	29	61	11
Wilkinson	619	26	25	5
Winston	2195	74	130	39
Yalobusha	1416	36	82	22
Yazoo	2822	62	139	18
<b>Total</b>	<b>289,892</b>	<b>6,534</b>	<b>10,363</b>	<b>1,936</b>

## Case Classifications

Mississippi investigates and reports both probable and confirmed cases and deaths according to the [CSTE case definition](#).

	Confirmed	Probable	Total
Cases	180,550	109,342	<b>289,892</b>
Deaths	4,603	1,931	<b>6,534</b>

Confirmed cases and deaths are generally determined by positive PCR tests, which detect the presence of ongoing coronavirus infection.

Probable cases are those who test positive by other testing methods such as antibody or antigen, and have recent symptoms consistent with COVID-19, indicating a recent infection.

Probable deaths are those individuals with a designation of COVID-19 as a cause of death on the death certificate, but where no confirmatory testing was performed.

## Mississippi COVID-19 Data Charts and Maps

All data reports below are updated as they become available.

### Hospitalizations and Bed Availability

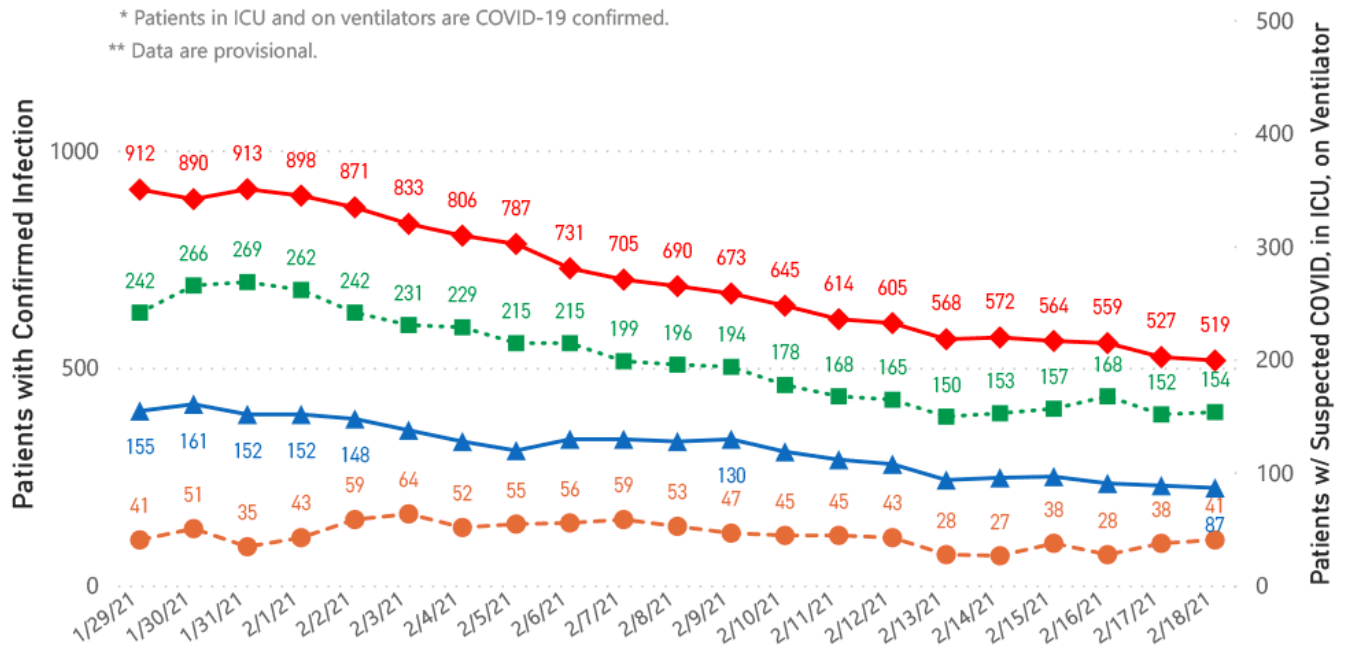
[View interactive hospitalization charts](#)

#### COVID-19 Hospitalizations Reported by MS Hospitals, 1/29/21-2/18/21 \*,\*\*

◆ Patients with Confirmed Infection ● Patients with Suspected Infection ■ Patients in an ICU ▲ Patients on Ventilators

\* Patients in ICU and on ventilators are COVID-19 confirmed.

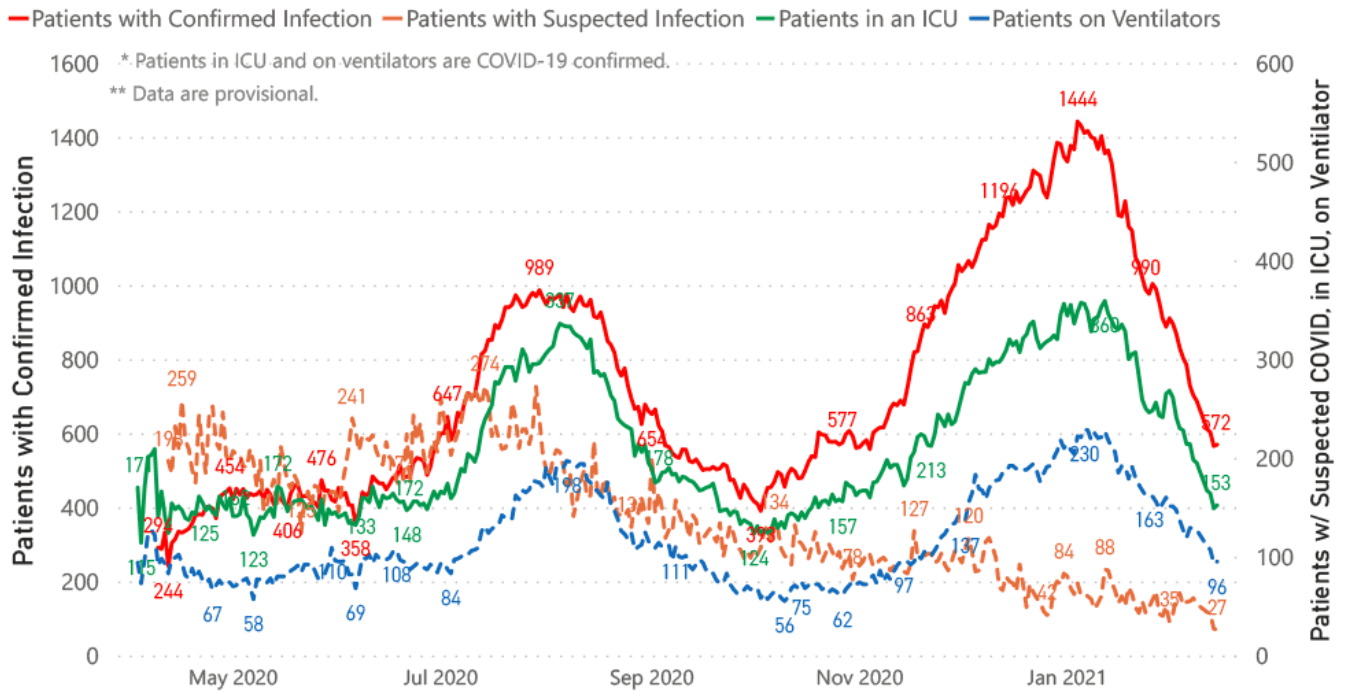
\*\* Data are provisional.



### Hospitalization and ICU Use to Date

Updated weekly

## COVID-19 Hospitalizations Trends, Reported by MS Hospitals as of 2/14/21 \*,\*\*



### Daily Case Maps

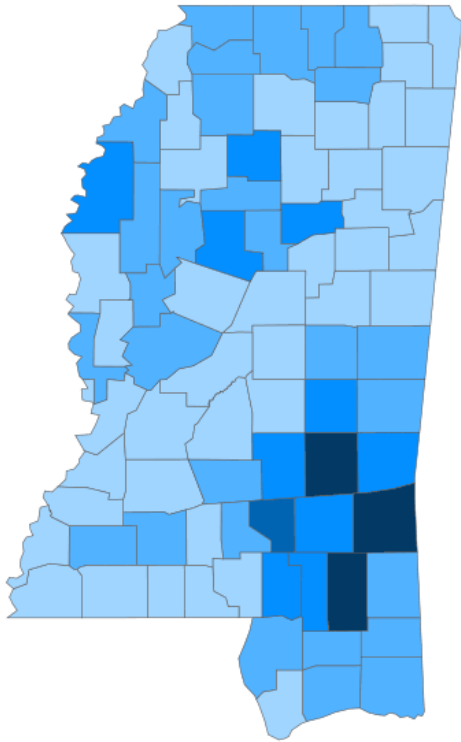
[View all interactive maps](#)

### Recent COVID-19 Activity

The chart below shows counties according to COVID-19 incidence (cases by population) over the last 7 days. Also see [weekly county incidence tables](#)



Mississippi COVID-19 Cases Incidence Rate \*  
as of February 18, 2021



● <20.0 ● 20.0 to 30.0 ● 30.0 to 40.0 ● 40.0 to 50.0 ● >50.0

\* Based on average daily new cases of past 7 days per 100,000 population.

## Mississippi

7 Day Average  
New Cases

**606.3**

7 Day Average  
Incidence Rate \*

**21.3**

Cumulative Cases

**289,892**

2019 Estimated Population

**2,976,148**

County	Incidence Rate	New Cases (7-Day Avg)	2019 Est. Population	Mask Mandate Status	Mask Mandate Started	Mask Mandate Ended
Wayne	67.9	13.7	20,183	None		
Jasper	59.3	9.7	16,383	None		
Perry	53.7	6.4	11,973	Active	11/24/20	
Covington	43.7	8.1	18,636	Active	11/11/20	
Webster	39.8	3.9	9,689	None		
Carroll	37.3	3.7	9,947	Active	10/26/20	
Clarke	36.8	5.7	15,541	None		
Bolivar	35.9	11.0	30,628	Active	11/24/20	
Lamar	35.6	22.6	63,343	Active	10/19/20	
Forrest	33.0	24.7	74,896	Active	10/19/20	

### Cumulative COVID-19 Cases

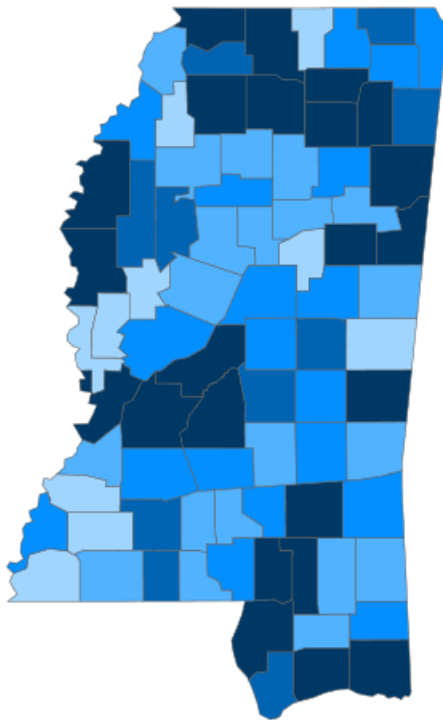
Total cases and deaths by county since the start of the pandemic. Also see [weekly estimate of recoveries](#)

Mississippi COVID-19  
Cases and Deaths by Race with Ethnicity  
as of 3 pm CT, February 18, 2021

# Mississippi

## Total Cases

**289,892**



● 1 to 950 ● 951 to 1900 ● 1901 to 2850 ● 2851 to 3800 ● >3800

	American Indian or Alaska Native	Asian	Black	White	Other	Unknown
Non Hispanic	1,165	1,037	78,226	110,624	2,855	2,395
Hispanic	56	33	391	1,853	3,330	668
Unknown Ethnicity	996	326	17,327	26,305	7,033	35,272

## Total Deaths

**6,534**

	American Indian or Alaska Native	Asian	Black	White	Other	Unknown
Non Hispanic	83	10	2,229	2,985	38	15
Hispanic	1	0	7	28	18	2
Unknown Ethnicity	25	7	345	531	62	148

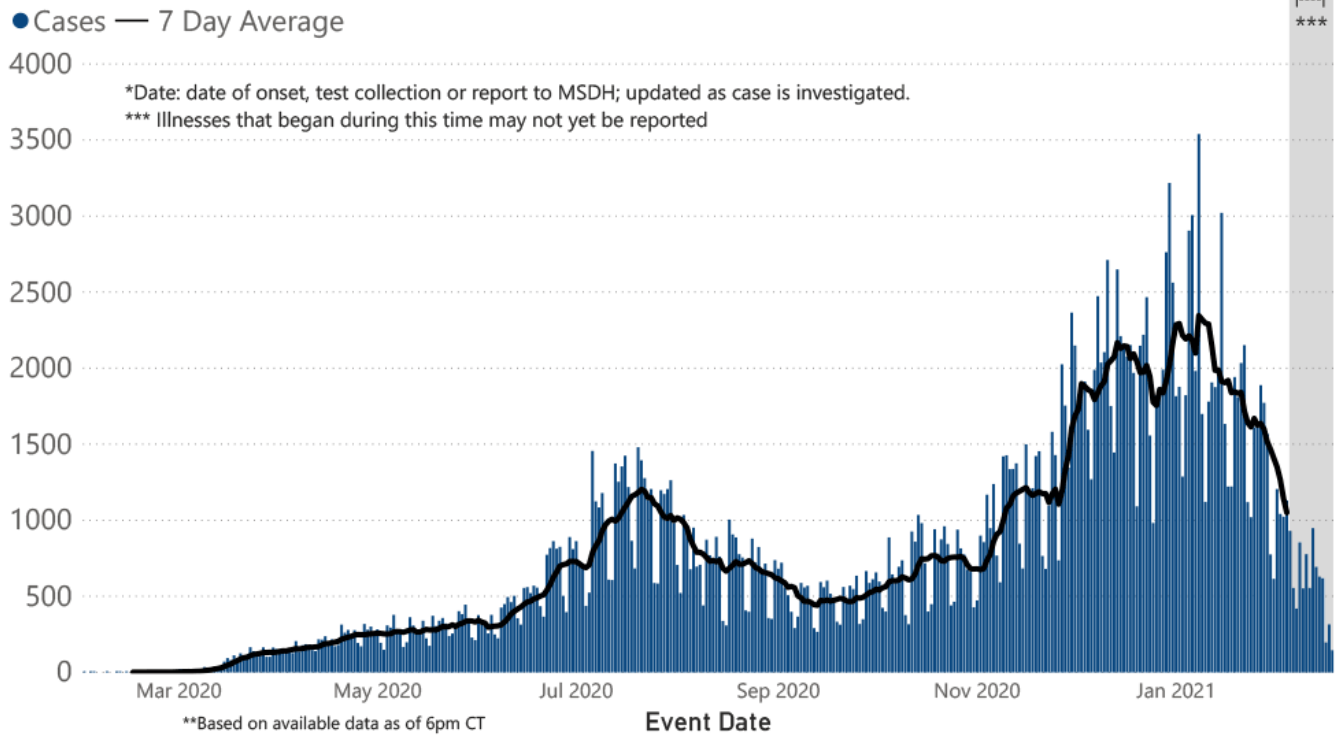
## Daily Statewide Data Charts

Our state case map and other data charts are also available in interactive form.

▶ [View interactive epidemiological and surveillance charts](#)

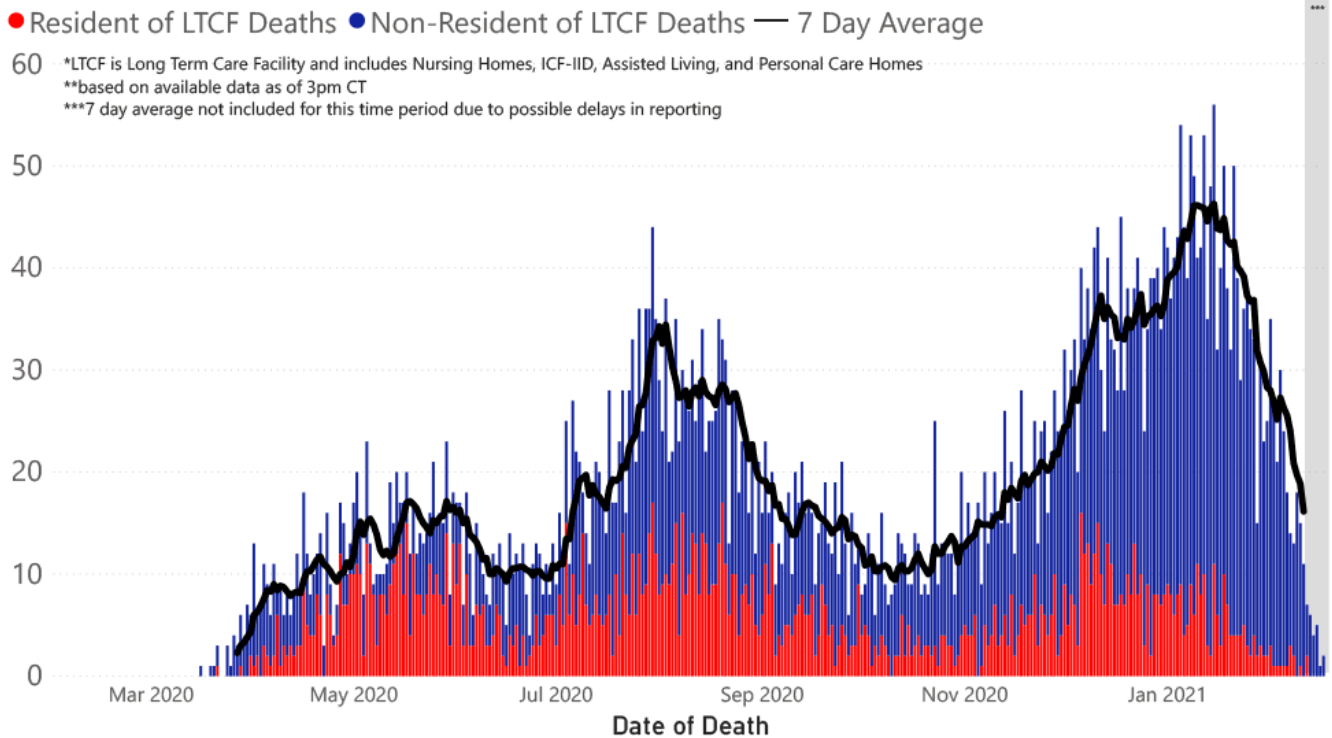
The charts below are based on available data at the time of publication. Charts do **not** include cases where insufficient details of the case are known.

## COVID-19 Cases by Date\* through February 18, 2021\*\*, Mississippi



**Note:** Values up to two weeks in the past on the chart of Cases by Date above can change as we update it with new information from disease investigation.

## COVID-19 LTCF\* and Non-LTCF Deaths by Date of Death through February 18, 2021\*\*, Mississippi



## Weekly Statewide Data Charts

Includes:

- Cases, deaths and hospitalizations, analyzed by age, race/ethnicity, gender and other factors

- MIS-C cases and deaths
- Counties with high COVID-19 cases and incidence
- Syndromic surveillance

▶ [All weekly charts](#)

## Estimated Recoveries

Presumed COVID-19 cases recovered, estimated weekly (does not include cases still under investigation).

### COVID-19 Presumed Recovered Cases through February 15, 2021, Mississippi

264,456  
Presumed Recovered\*

\*Reflects Provisional Estimates. Presumed Recovered if:

- 1) It has been 14 days or more since the case tested positive, if they were not hospitalized
- 2) It has been 21 days or more since the case tested positive, if they were hospitalized or hospitalization was unknown.

All deaths excluded. Presumed recovered counts will be updated weekly.

## U.S. and World Cases

- ▶ [COVID-19 cases in the United States \(CDC\)](#)
- ▶ [U.S. COVID-19 Tracker \(CDC\)](#)
- ▶ [COVID-19 Global Case Map \(Johns Hopkins University\)](#)

## COVID-19 Testing

### Statewide Combined Testing as of February 14

COVID-19 testing providers around the state include commercial laboratories, hospital labs and the MSDH Public Health Laboratory. Results from all these sources are combined in the table below. (Updated weekly) **NOTE:** MSDH Public Health Lab data is no longer reported separately.

**PCR** testing detects current, active COVID-19 infection in an individual.

**Antibody** (serology) testing identifies individuals with past COVID-19 infection based on antibodies they develop one to three weeks after infection.

**Antigen** testing is another way to identify current COVID-19 infection.

PCR tests	1,573,265
Serology (antibody) tests	79,693
Antigen tests	712,107
<b>Total tests</b>	<b>2,365,065</b>

▶ [Getting tested for COVID-19](#)

---

## Prevention and Guidance for Individuals and the Community

▶ [Preventive steps to take, recommendations, guidance and general information on COVID-19](#)

Get COVID-19 e-mail updates daily with our free newsletter:



Last reviewed on Mar 5,

2020

[error on this](#)

[email page](#)

[print](#)

### *Related resources*

- ▶ [IT IS REAL: COVID-19 as Told by Survivors](#)
- ▶ [Free COVID-19 Testing and Local Testing Providers](#)
- ▶ [COVID-19 Guidance and Prevention for Individuals and the Community](#)

Updated December 22, 2020

### *More topics*

- ▶ [\[ Espanol, Tieng Viet, ASL \]](#)
- ▶ [County Data](#)
- ▶ [Diagnostic Testing EUA](#)
- ▶ [Handouts and Posters](#)
- ▶ [Healthcare Professionals](#)
- ▶ [Interactive Maps and Charts](#)
- ▶ [Prevention and Safety Guidance](#)
- ▶ [School Cases and Outbreaks](#)
- ▶ [Statewide COVID-19 Data](#)
- ▶ [Testing for COVID-19](#)
- ▶ [Vaccination Against COVID-19](#)

BRUSH AND CLEAN  
**In Between**  
TO BUILD A HEALTHY  
**Smile!**

See how!



#### AGENCY

[About Us](#)

[Administration](#)

[Board of Health](#)

[County Offices](#)

[Institutional Review](#)

[Jobs](#)

[Locations](#)

[Public Health Laboratory](#)

[RFPs/Grants](#)

[More »](#)

---

[Intranet](#)

[OHIT+ER Service Center](#)

[Webmail](#)

#### INFORMATION

[Apps](#)

[Calendar of Events](#)

[Contact Us](#)

[Meetings](#)

[Health Resources](#)

[Hotlines](#)

[Locations](#)

[News](#)

[Newsletter](#)

[Phone Numbers](#)

[Español](#)

#### I NEED A ...

[Birth Certificate](#)

[Certificate of Need](#)

[Children's Health Insurance](#)

[Complaint Form](#)

Criminal History Check  
Death Certificate  
Divorce Record  
Food Permit  
Immunization Record  
J-1 Visa  
License Verification  
Marriage Record  
Professional License  
Public Records Request  
Wastewater Application

#### **PUBLICATIONS**

Annual Report  
CON Weekly Reports  
Health Facilities Directory  
Mississippi Morbidity Reports  
Public Health Report  
State Health Plan  
Strategic Plan  
*More »*

Mississippi State Department of Health • 570 East Woodrow Wilson Dr • Jackson, MS 39216 • 866-HLTHY4U • Contact and information

