

Menu



## Coronavirus Disease 2019 (COVID-19)

Updated February 20, 2021

Mississippi COVID-19 Hotline (7 days a week, 7 a.m.–7 p.m.): **877-978-6453**

## General Information

- ▶ [COVID-19 vaccinations and Mississippi vaccination summary](#)
- ▶ [COVID-19 overview, questions and answers, and other resources](#)
- ▶ [COVID-19 and You: Video Q & A with State Health Officer Dr. Thomas Dobbs](#)
- ▶ [ASL, Spanish and Vietnamese materials](#)

## Healthcare Professionals

Guidance and more →

- ▶ [Healthcare guidance](#)
- ▶ [Electronic reporting](#)
- ▶ [Vaccine providers](#)
- ▶ [Specimens](#)
- ▶ [Lab dropoff](#)
- ▶ [Facilities guidance](#)
- ▶ [MS-HAN Alerts](#)

### [ALL HEALTHCARE](#)

## Current Cases and Statistics

County and state data →

- ▶ [Today's update](#)
- ▶ [State data and reports](#)
- ▶ [County data](#)
- ▶ [Charts and maps](#)
- ▶ [Hospitalizations](#)
- ▶ [Lab testing](#)
- ▶ [Recoveries](#)

## ALL STATISTICS

### Prevention, Testing and Guidance

Personal and community →

- ▶ [Getting tested](#)
- ▶ [Personal protection](#)
- ▶ [Gatherings and events](#)
- ▶ [Business and community](#)
- ▶ [School guidelines](#)
- ▶ [State agencies](#)
- ▶ [Vaccinations](#)

## ALL GUIDANCE

**Home isolation is mandatory if you have tested positive for COVID-19** by [order of the State Health Officer](#). (If you are awaiting results of routine testing *not* related to exposure, you may [return to work](#) and follow the safety guidance of your employer.)

**Quarantine is mandatory for household members** of someone who has COVID-19. Home quarantine permits working under certain circumstances.

[More about isolation and quarantine »](#)

## COVID-19 in Mississippi

### New Cases and Deaths as of February 19

#### NEW CASES

**350**

New COVID-19 positive test results reported to MSDH as of 3 p.m. yesterday.

#### TOTAL MISSISSIPPI CASES

**290,242**

▶ [Totals by county](#)

## NEW DEATHS

19

New COVID-19 related deaths reported to MSDH as of 3 p.m. yesterday.

Four deaths occurred between February 16 and February 19 in the counties below.

▶ [County list](#)

Fifteen COVID-19 related deaths occurred between December 15 and February 13, identified from death certificate reports.

▶ [County list](#)

## TOTAL MISSISSIPPI DEATHS

6,553

▶ [Totals by county](#)

## LTC OUTBREAKS

93

Current outbreaks in long-term care (LTC) facilities only. (See [LTC facility outbreak definition](#).)

▶ [Cases by county](#)

**About our case counts:** We currently update our case totals each day based on test results from the previous day. Outside laboratories also report positive test results to us, which are included in our totals. Multiple positive tests for the same individual are counted only once. County case numbers and deaths may change as investigation finds new or additional information.

## Statewide COVID-19 Data and Reports

- ▶ [K-12 School Reports](#)  
Weekly COVID-19 cases, outbreaks and exposure reported by Mississippi schools
- ▶ [Long-Term Care Facility and Residential Care Facility COVID-19 Reports](#)  
Data reported directly to MSDH by the facility; cases and deaths in these reports may not yet be included in our totals of lab-reported cases.
- ▶ [Ongoing Outbreaks in Nursing Homes](#)  
A wide variety of data from the Centers for Medicare and Medicaid (CMS)
- ▶ [Deaths from COVID-19 and Other Causes](#) PDF  
Provisional counts by week of deaths from COVID-19, pneumonia/influenza, and heart disease
- ▶ [Laboratory Testing](#)

Number and type of COVID-19 tests performed

▶ [Mississippi COVID-19 Vaccination Report](#) PDF

Vaccinations distributed and administered as reported to MSDH by vaccination providers

▶ [Statewide data charts](#)

## County COVID-19 Data

### Race and Ethnicity

▶ [Total COVID-19 cases and deaths by county, race and ethnicity](#) PDF

Current and past data tables, updated daily

### Data Snapshots for Individual Counties

▶ [Weekly COVID-19 snapshots for each Mississippi county](#)

### High Cases and Incidence

▶ [Map of Mississippi counties by 7-day incidence](#)

▶ [Table of counties ranked by weekly cases and incidence](#)

### Cumulative Cases and Deaths by County

Totals of all reported COVID-19 cases, including those in long-term care (LTC) facilities.

**The numbers in this table are provisional.** County case numbers and deaths may change as investigation finds new or additional information. The data provided below is the most current available.

County	Total Cases	Total Deaths	Total LTC Facility Cases	Total LTC Facility Deaths
<a href="#">Adams</a>	2316	74	72	15
<a href="#">Alcorn</a>	2894	60	130	20
<a href="#">Amite</a>	1099	32	54	7
<a href="#">Attala</a>	2056	69	174	36
<a href="#">Benton</a>	923	24	45	10
<a href="#">Bolivar</a>	4550	120	232	31
<a href="#">Calhoun</a>	1551	27	36	4
<a href="#">Carroll</a>	1169	23	51	9
<a href="#">Chickasaw</a>	2001	50	58	15
<a href="#">Choctaw</a>	693	16	1	0
<a href="#">Claiborne</a>	973	29	45	9
<a href="#">Clarke</a>	1670	70	123	30
<b>Total</b>	<b>290,242</b>	<b>6,553</b>	<b>10,364</b>	<b>1,937</b>

County	Total Cases	Total Deaths	Total LTC Facility Cases	Total LTC Facility Deaths
Clay	1768	48	38	5
Coahoma	2722	65	129	11
Copiah	2727	57	81	11
Covington	2452	77	136	39
De Soto	19389	226	113	24
Forrest	6989	135	225	50
Franklin	750	19	39	4
George	2293	45	59	7
Greene	1259	33	52	6
Grenada	2439	75	155	32
Hancock	3363	73	68	14
Harrison	16315	269	482	65
Hinds	18528	382	805	128
Holmes	1803	69	104	20
Humphreys	909	26	34	8
Issaquena	167	6	0	0
Itawamba	2879	71	134	23
Jackson	12353	216	233	33
Jasper	2099	42	43	2
Jefferson	607	27	40	7
Jefferson Davis	993	31	8	1
Jones	7790	142	218	41
Kemper	888	22	44	9
Lafayette	5679	113	187	55
Lamar	5762	79	53	13
Lauderdale	6725	224	441	99
Lawrence	1180	20	27	2
Leake	2505	70	88	15
Lee	9618	160	222	41
Leflore	3333	117	237	52
Lincoln	3416	99	183	38
Lowndes	5963	137	256	62
<b>Total</b>	<b>290,242</b>	<b>6,553</b>	<b>10,364</b>	<b>1,937</b>

County	Total Cases	Total Deaths	Total LTC Facility Cases	Total LTC Facility Deaths
Madison	9336	190	365	69
Marion	2493	78	158	24
Marshall	3953	92	64	15
Monroe	3963	125	190	55
Montgomery	1201	37	54	9
Neshoba	3734	165	202	58
Newton	2207	51	87	15
Noxubee	1220	29	35	6
Oktibbeha	4374	90	221	36
Panola	4232	92	102	13
Pearl River	4036	127	186	34
Perry	1176	33	21	7
Pike	2963	91	127	34
Pontotoc	4051	66	86	10
Prentiss	2670	58	99	15
Quitman	766	14	0	0
Rankin	12478	258	390	61
Scott	2900	66	115	17
Sharkey	488	17	43	8
Simpson	2647	78	158	20
Smith	1498	30	65	8
Stone	1702	29	84	14
Sunflower	3150	85	121	20
Tallahatchie	1687	39	50	7
Tate	2977	72	80	19
Tippah	2740	64	120	13
Tishomingo	2100	65	102	27
Tunica	971	23	18	2
Union	3901	72	131	23
Walthall	1230	40	69	13
Warren	4083	113	169	37
Washington	5122	128	191	39
Wayne	2497	40	69	11
<b>Total</b>	<b>290,242</b>	<b>6,553</b>	<b>10,364</b>	<b>1,937</b>

County	Total Cases	Total Deaths	Total LTC Facility Cases	Total LTC Facility Deaths
Webster	1081	29	61	11
Wilkinson	619	26	25	5
Winston	2197	74	130	39
Yalobusha	1417	36	82	22
Yazoo	2824	62	139	18
<b>Total</b>	<b>290,242</b>	<b>6,553</b>	<b>10,364</b>	<b>1,937</b>

## Case Classifications

Mississippi investigates and reports both probable and confirmed cases and deaths according to the [CSTE case definition](#).

	Confirmed	Probable	Total
Cases	180,717	109,525	<b>290,242</b>
Deaths	4,610	1,943	<b>6,553</b>

Confirmed cases and deaths are generally determined by positive PCR tests, which detect the presence of ongoing coronavirus infection.

Probable cases are those who test positive by other testing methods such as antibody or antigen, and have recent symptoms consistent with COVID-19, indicating a recent infection.

Probable deaths are those individuals with a designation of COVID-19 as a cause of death on the death certificate, but where no confirmatory testing was performed.

---

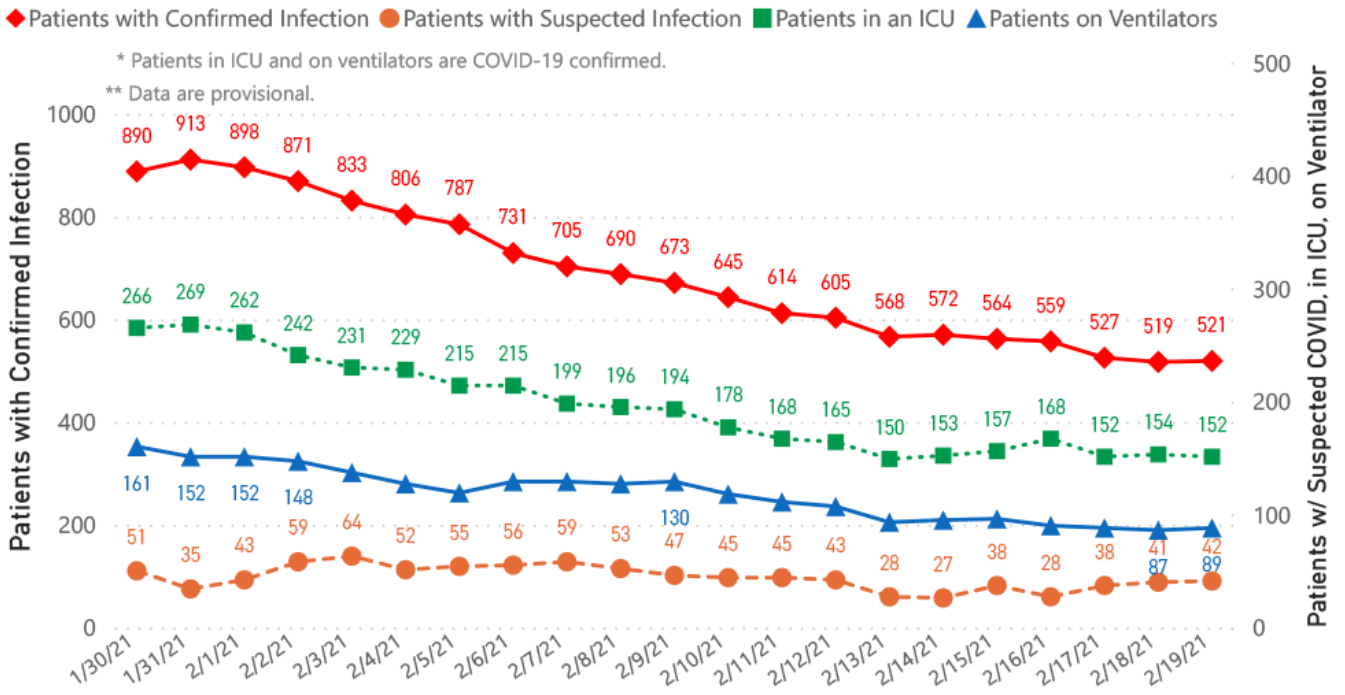
## Mississippi COVID-19 Data Charts and Maps

All data reports below are updated as they become available.

## Hospitalizations and Bed Availability

▶ [View interactive hospitalization charts](#)

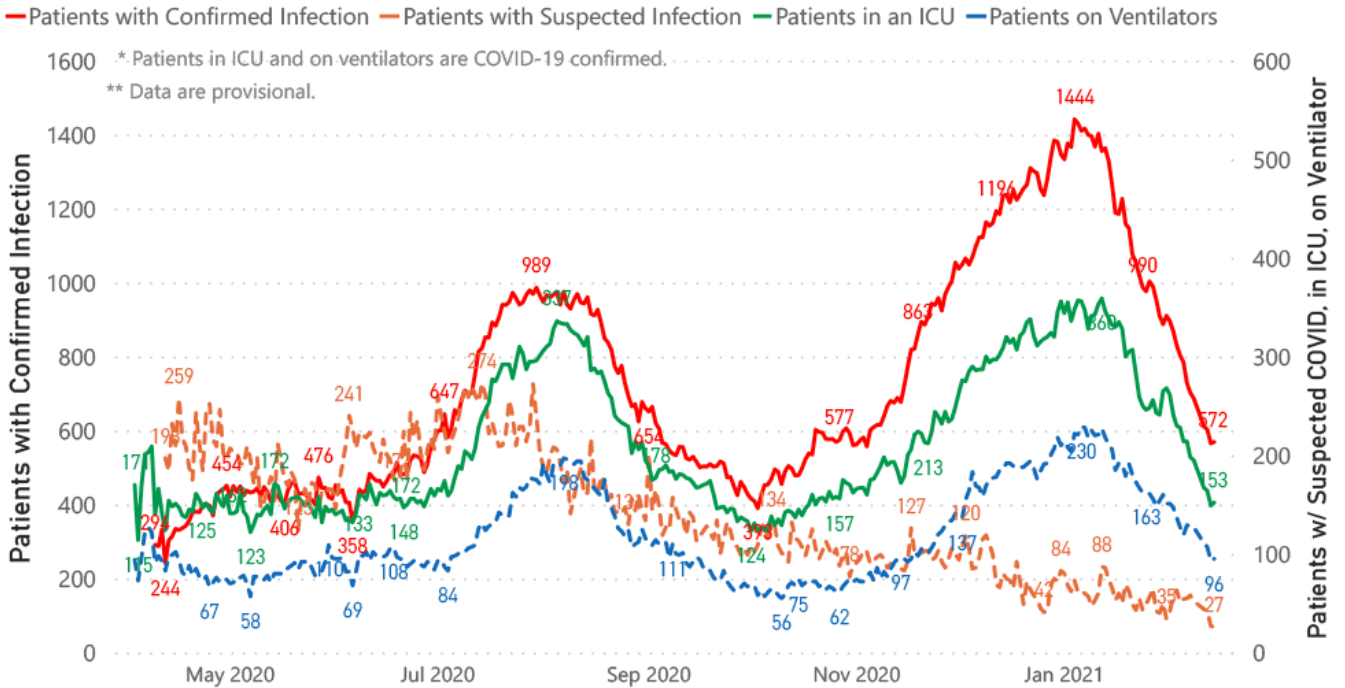
## COVID-19 Hospitalizations Reported by MS Hospitals, 1/30/21-2/19/21 \*,\*\*



### Hospitalization and ICU Use to Date

Updated weekly

## COVID-19 Hospitalizations Trends, Reported by MS Hospitals as of 2/14/21 \*,\*\*



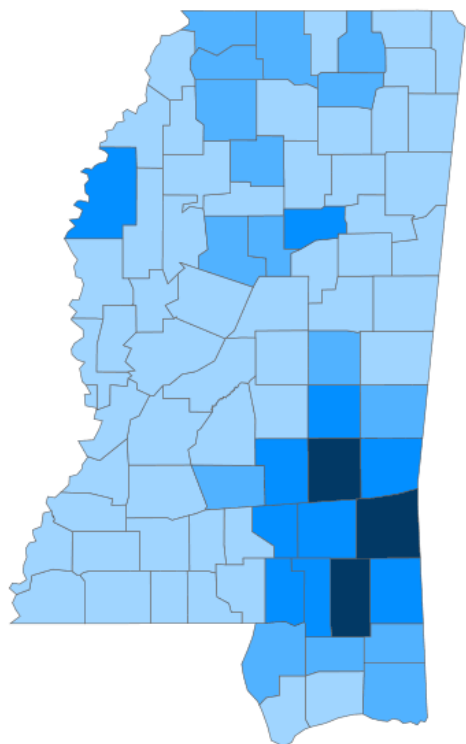
### Daily Case Maps



## Recent COVID-19 Activity

The chart below shows counties according to COVID-19 incidence (cases by population) over the last 7 days. Also see [weekly county incidence tables](#)

### Mississippi COVID-19 Cases Incidence Rate \* as of February 19, 2021



## Mississippi

7 Day Average  
New Cases

**557.0**

7 Day Average  
Incidence Rate \*

**19.1**

Cumulative Cases

**290,242**

2019 Estimated Population

**2,976,148**

County	Incidence Rate	New Cases (7-Day Avg)	2019 Est. Population	Mask Mandate Status	Mask Mandate Started	Mask Mandate Ended
Wayne	60.9	12.3	20,183	None		
Jasper	57.6	9.4	16,383	None		
Perry	54.9	6.6	11,973	Active	11/24/20	
Webster	38.3	3.7	9,689	None		
Covington	38.3	7.1	18,636	Active	11/11/20	
Lamar	38.1	24.1	63,343	Active	10/19/20	
Greene	33.6	4.6	13,586	None		
Clarke	33.1	5.1	15,541	None		
Forrest	32.2	24.1	74,896	Active	10/19/20	
Newton	31.9	6.7	21,018	None		

● <20.0 ● 20.0 to 30.0 ● 30.0 to 40.0 ● >50.0

\* Based on average daily new cases of past 7 days per 100,000 population.

## Cumulative COVID-19 Cases

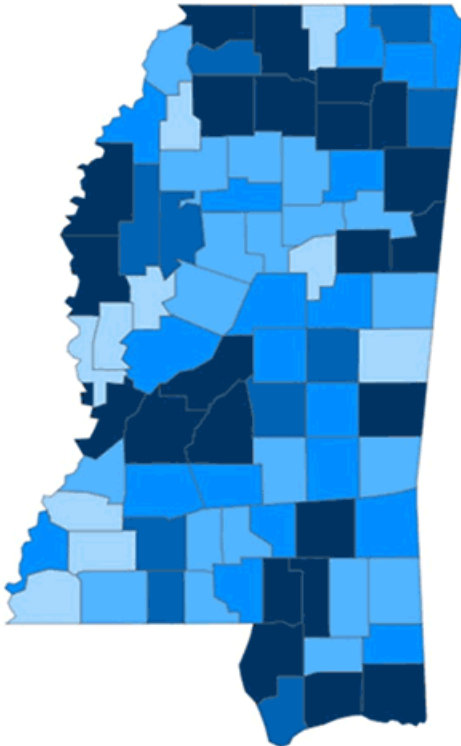
Total cases and deaths by county since the start of the pandemic. Also see [weekly estimate of recoveries](#)

Mississippi COVID-19  
Cases and Deaths by Race with Ethnicity  
as of 3 pm CT, February 19, 2021

# Mississippi

Total Cases

290,242



	American Indian or Alaska Native	Asian	Black	White	Other	Unknown
Non Hispanic	1,167	1,040	78,289	110,760	2,857	2,401
Hispanic	56	33	392	1,855	3,330	668
Unknown Ethnicity	997	326	17,336	26,346	7,041	35,348

Total Deaths

6,553

	American Indian or Alaska Native	Asian	Black	White	Other	Unknown
Non Hispanic	83	10	2,237	2,995	38	15
Hispanic	1	0	7	28	18	2
Unknown Ethnicity	25	7	345	532	62	148

● 1 to 950 ● 951 to 1900 ● 1901 to 2850 ● 2851 to 3800 ● >3800

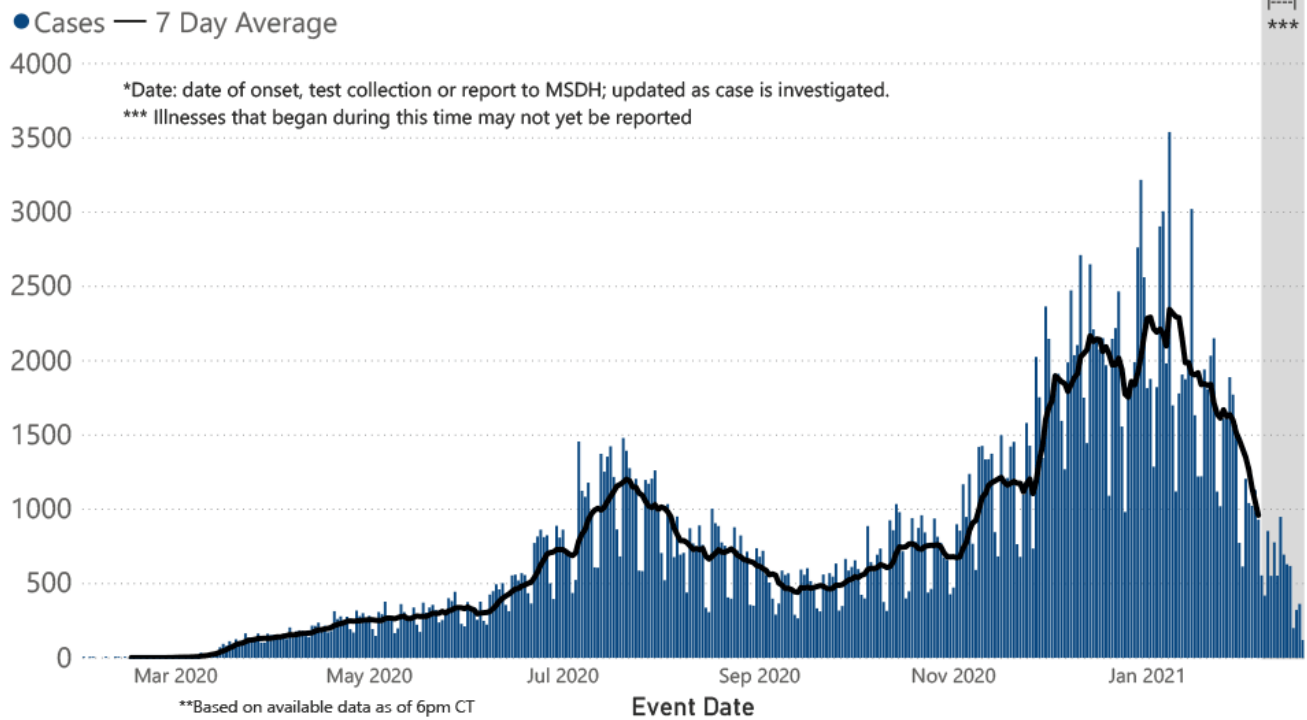
## Daily Statewide Data Charts

Our state case map and other data charts are also available in interactive form.

▶ [View interactive epidemiological and surveillance charts](#)

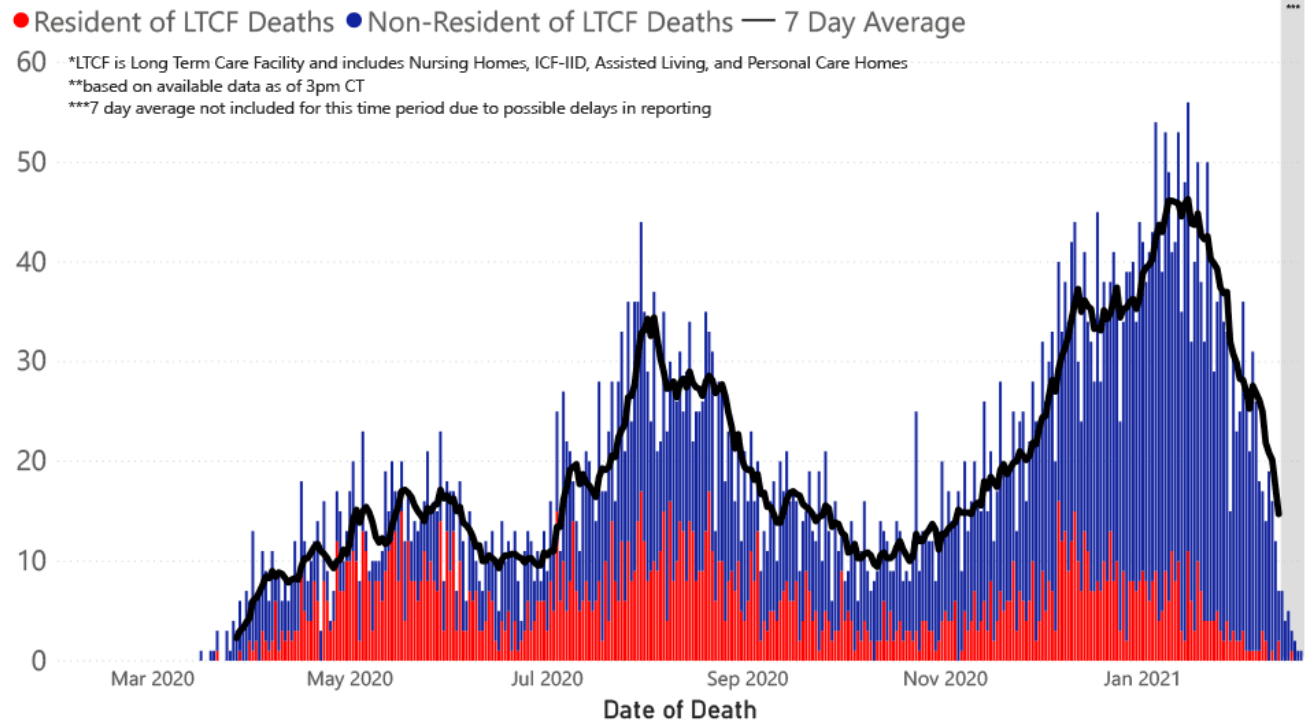
The charts below are based on available data at the time of publication. Charts do **not** include cases where insufficient details of the case are known.

## COVID-19 Cases by Date\* through February 19, 2021\*\*, Mississippi



**Note:** Values up to two weeks in the past on the chart of Cases by Date above can change as we update it with new information from disease investigation.

## COVID-19 LTCF\* and Non-LTCF Deaths by Date of Death through February 19, 2021\*\*, Mississippi



## Weekly Statewide Data Charts

Includes:

- Cases, deaths and hospitalizations, analyzed by age, race/ethnicity, gender and other factors

- MIS-C cases and deaths
- Counties with high COVID-19 cases and incidence
- Syndromic surveillance

▶ [All weekly charts](#)

## Estimated Recoveries

Presumed COVID-19 cases recovered, estimated weekly (does not include cases still under investigation).

### COVID-19 Presumed Recovered Cases through February 15, 2021, Mississippi

**264,456**  
Presumed Recovered\*

\*Reflects Provisional Estimates. Presumed Recovered if:

- 1) It has been 14 days or more since the case tested positive, if they were not hospitalized
- 2) It has been 21 days or more since the case tested positive, if they were hospitalized or hospitalization was unknown.

All deaths excluded. Presumed recovered counts will be updated weekly.

## U.S. and World Cases

- ▶ [COVID-19 cases in the United States \(CDC\)](#)
- ▶ [U.S. COVID-19 Tracker \(CDC\)](#)
- ▶ [COVID-19 Global Case Map \(Johns Hopkins University\)](#)

## COVID-19 Testing

### Statewide Combined Testing as of February 14

COVID-19 testing providers around the state include commercial laboratories, hospital labs and the MSDH Public Health Laboratory. Results from all these sources are combined in the table below. (Updated weekly) **NOTE:** MSDH Public Health Lab data is no longer reported separately.

**PCR** testing detects current, active COVID-19 infection in an individual.

**Antibody** (serology) testing identifies individuals with past COVID-19 infection based on antibodies they develop one to three weeks after infection.

**Antigen** testing is another way to identify current COVID-19 infection.

PCR tests	1,573,265
Serology (antibody) tests	79,693
Antigen tests	712,107
<b>Total tests</b>	<b>2,365,065</b>

▶ [Getting tested for COVID-19](#)

---

## Prevention and Guidance for Individuals and the Community

▶ [Preventive steps to take, recommendations, guidance and general information on COVID-19](#)

Get COVID-19 e-mail updates daily with our free newsletter:



Last reviewed on Mar 5,

2020

[error on this](#)

[email page](#)

[print](#)

### *Related resources*

- ▶ [IT IS REAL: COVID-19 as Told by Survivors](#)
- ▶ [Free COVID-19 Testing and Local Testing Providers](#)
- ▶ [COVID-19 Guidance and Prevention for Individuals and the Community](#)

Updated December 22, 2020

### *More topics*

- ▶ [\[ Espanol, Tieng Viet, ASL \]](#)
- ▶ [County Data](#)
- ▶ [Diagnostic Testing EUA](#)
- ▶ [Handouts and Posters](#)
- ▶ [Healthcare Professionals](#)
- ▶ [Interactive Maps and Charts](#)
- ▶ [Prevention and Safety Guidance](#)
- ▶ [School Cases and Outbreaks](#)
- ▶ [Statewide COVID-19 Data](#)
- ▶ [Testing for COVID-19](#)
- ▶ [Vaccination Against COVID-19](#)

BRUSH AND CLEAN  
**In Between**  
TO BUILD A HEALTHY  
**Smile!**

See how!



#### AGENCY

---

[About Us](#)

[Administration](#)

[Board of Health](#)

[County Offices](#)

[Institutional Review](#)

[Jobs](#)

[Locations](#)

[Public Health Laboratory](#)

[RFPs/Grants](#)

[More »](#)

---

[Intranet](#)

[OHIT+ER Service Center](#)

[Webmail](#)

#### INFORMATION

---

[Apps](#)

[Calendar of Events](#)

[Contact Us](#)

[Meetings](#)

[Health Resources](#)

[Hotlines](#)

[Locations](#)

[News](#)

[Newsletter](#)

[Phone Numbers](#)

[Español](#)

#### I NEED A ...

---

[Birth Certificate](#)

[Certificate of Need](#)

[Children's Health Insurance](#)

[Complaint Form](#)

Criminal History Check  
Death Certificate  
Divorce Record  
Food Permit  
Immunization Record  
J-1 Visa  
License Verification  
Marriage Record  
Professional License  
Public Records Request  
Wastewater Application

#### **PUBLICATIONS**

Annual Report  
CON Weekly Reports  
Health Facilities Directory  
Mississippi Morbidity Reports  
Public Health Report  
State Health Plan  
Strategic Plan  
*More »*

Mississippi State Department of Health • 570 East Woodrow Wilson Dr • Jackson, MS 39216 • 866-HLTHY4U • Contact and information

