

Menu



Coronavirus Disease 2019 (COVID-19)

Updated February 22, 2021

Mississippi COVID-19 Hotline (7 days a week, 7 a.m.–7 p.m.): **877-978-6453**

General Information

- ▶ [COVID-19 vaccinations and Mississippi vaccination summary](#)
- ▶ [COVID-19 overview, questions and answers, and other resources](#)
- ▶ [COVID-19 and You: Video Q & A with State Health Officer Dr. Thomas Dobbs](#)
- ▶ [ASL, Spanish and Vietnamese materials](#)

Healthcare Professionals

Guidance and more →

- ▶ [Healthcare guidance](#)
- ▶ [Electronic reporting](#)
- ▶ [Vaccine providers](#)
- ▶ [Specimens](#)
- ▶ [Lab dropoff](#)
- ▶ [Facilities guidance](#)
- ▶ [MS-HAN Alerts](#)

[ALL HEALTHCARE](#)

Current Cases and Statistics

County and state data →

- ▶ [Today's update](#)
- ▶ [State data and reports](#)
- ▶ [County data](#)
- ▶ [Charts and maps](#)
- ▶ [Hospitalizations](#)
- ▶ [Lab testing](#)
- ▶ [Recoveries](#)

ALL STATISTICS

Prevention, Testing and Guidance

Personal and community →

- ▶ [Getting tested](#)
- ▶ [Personal protection](#)
- ▶ [Gatherings and events](#)
- ▶ [Business and community](#)
- ▶ [School guidelines](#)
- ▶ [State agencies](#)
- ▶ [Vaccinations](#)

ALL GUIDANCE

Home isolation is mandatory if you have tested positive for COVID-19 by [order of the State Health Officer](#). (If you are awaiting results of routine testing *not* related to exposure, you may [return to work](#) and follow the safety guidance of your employer.)

Quarantine is mandatory for household members of someone who has COVID-19. Home quarantine permits working under certain circumstances.

[More about isolation and quarantine »](#)

COVID-19 in Mississippi

New Cases and Deaths as of February 21

NEW CASES

242

New COVID-19 positive test results reported to MSDH as of 3 p.m. yesterday.

TOTAL MISSISSIPPI CASES

290,874

▶ [Totals by county](#)

NEW DEATHS

0

New COVID-19 related deaths reported to MSDH as of 3 p.m. yesterday.

TOTAL MISSISSIPPI DEATHS

6,553

LTC OUTBREAKS

93

Current outbreaks in long-term care (LTC) facilities only. (See [LTC facility outbreak definition](#).)

▶ [Cases by county](#)

About our case counts: We currently update our case totals each day based on test results from the previous day. Outside laboratories also report positive test results to us, which are included in our totals. Multiple positive tests for the same individual are counted only once. County case numbers and deaths may change as investigation finds new or additional information.

Statewide COVID-19 Data and Reports

- ▶ [K-12 School Reports](#)
Weekly COVID-19 cases, outbreaks and exposure reported by Mississippi schools
- ▶ [Long-Term Care Facility and Residential Care Facility COVID-19 Reports](#)
Data reported directly to MSDH by the facility; cases and deaths in these reports may not yet be included in our totals of lab-reported cases.
- ▶ [Ongoing Outbreaks in Nursing Homes](#)
A wide variety of data from the Centers for Medicare and Medicaid (CMS)
- ▶ [Deaths from COVID-19 and Other Causes](#) PDF
Provisional counts by week of deaths from COVID-19, pneumonia/influenza, and heart disease
- ▶ [Laboratory Testing](#)
Number and type of COVID-19 tests performed
- ▶ [Mississippi COVID-19 Vaccination Report](#) PDF
Vaccinations distributed and administered as reported to MSDH by vaccination providers
- ▶ [Statewide data charts](#)

County COVID-19 Data

Race and Ethnicity

- ▶ [Total COVID-19 cases and deaths by county, race and ethnicity](#) PDF

Data Snapshots for Individual Counties

- ▶ [Weekly COVID-19 snapshots for each Mississippi county](#)

High Cases and Incidence

- ▶ [Map of Mississippi counties by 7-day incidence](#)
- ▶ [Table of counties ranked by weekly cases and incidence](#)

Cumulative Cases and Deaths by County

Totals of all reported COVID-19 cases, including those in long-term care (LTC) facilities.

The numbers in this table are provisional. County case numbers and deaths may change as investigation finds new or additional information. The data provided below is the most current available.

Long-term care cases and death totals will resume on Tuesday.

County	Total Cases	Total Deaths
Adams	2319	74
Alcorn	2897	60
Amite	1104	32
Attala	2056	69
Benton	924	24
Bolivar	4566	120
Calhoun	1552	27
Carroll	1169	23
Chickasaw	2002	50
Choctaw	693	16
Claiborne	973	29
Clarke	1673	70
Clay	1772	48
Coahoma	2722	65
Copiah	2727	57
Covington	2461	77
De Soto	19441	226
Forrest	7048	135
Total	290,874	6,553

County	Total Cases	Total Deaths
Franklin	750	19
George	2293	45
Greene	1262	33
Grenada	2443	75
Hancock	3371	73
Harrison	16363	269
Hinds	18542	382
Holmes	1809	69
Humphreys	911	26
Issaquena	167	6
Itawamba	2884	71
Jackson	12382	216
Jasper	2101	42
Jefferson	607	27
Jefferson Davis	997	31
Jones	7825	142
Kemper	891	22
Lafayette	5681	113
Lamar	5781	79
Lauderdale	6728	224
Lawrence	1181	20
Leake	2505	70
Lee	9627	160
Leflore	3341	117
Lincoln	3428	99
Lowndes	5970	137
Madison	9343	190
Marion	2493	78
Marshall	3963	92
Monroe	3967	125
Montgomery	1202	37
Neshoba	3742	165
Total	290,874	6,553

County	Total Cases	Total Deaths
Newton	2218	51
Noxubee	1224	29
Oktibbeha	4377	90
Panola	4237	92
Pearl River	4057	127
Perry	1197	33
Pike	2973	91
Pontotoc	4059	66
Prentiss	2670	58
Quitman	766	14
Rankin	12490	258
Scott	2912	66
Sharkey	488	17
Simpson	2684	78
Smith	1510	30
Stone	1704	29
Sunflower	3155	85
Tallahatchie	1688	39
Tate	2985	72
Tippah	2747	64
Tishomingo	2106	65
Tunica	979	23
Union	3909	72
Walthall	1230	40
Warren	4090	113
Washington	5124	128
Wayne	2499	40
Webster	1086	29
Wilkinson	621	26
Winston	2199	74
Yalobusha	1417	36
Yazoo	2824	62
Total	290,874	6,553

Case Classifications

Mississippi investigates and reports both probable and confirmed cases and deaths according to the [CSTE case definition](#).

	Confirmed	Probable	Total
Cases	180,994	109,880	290,874
Deaths	4,610	1,943	6,553

Confirmed cases and deaths are generally determined by positive PCR tests, which detect the presence of ongoing coronavirus infection.

Probable cases are those who test positive by other testing methods such as antibody or antigen, and have recent symptoms consistent with COVID-19, indicating a recent infection.

Probable deaths are those individuals with a designation of COVID-19 as a cause of death on the death certificate, but where no confirmatory testing was performed.

Mississippi COVID-19 Data Charts and Maps

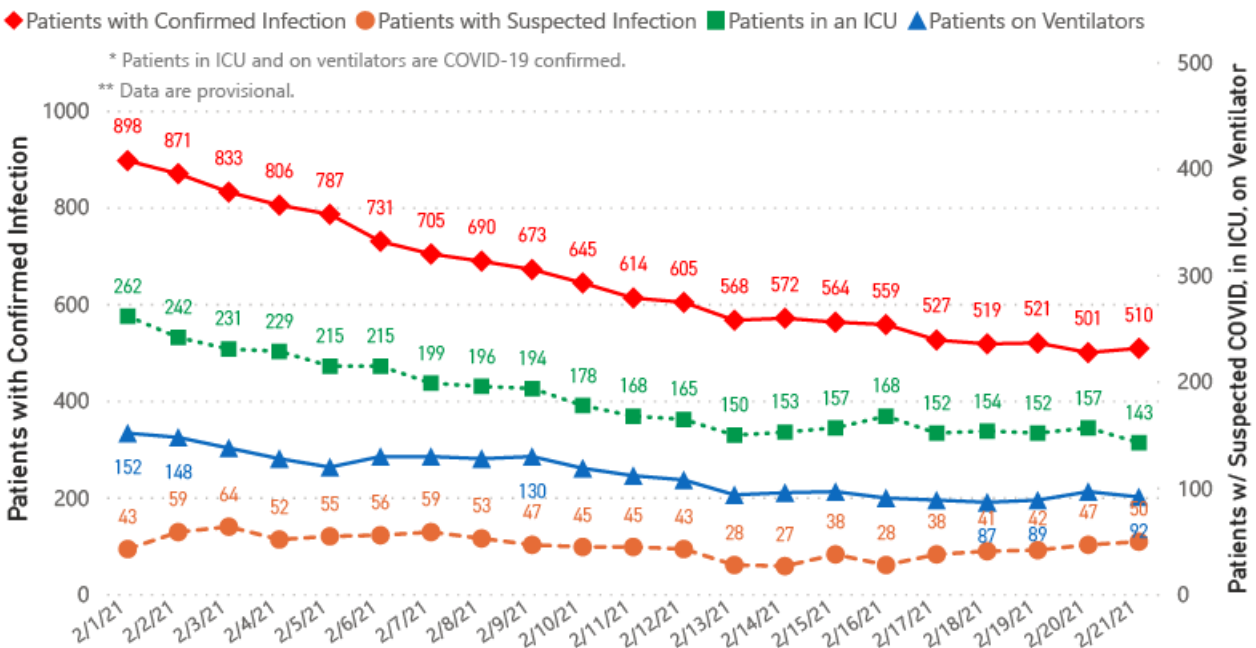
Detailed charts of COVID-19 cases, deaths and hospitalizations will resume on Tuesday.

All data reports below are updated as they become available.

Hospitalizations and Bed Availability

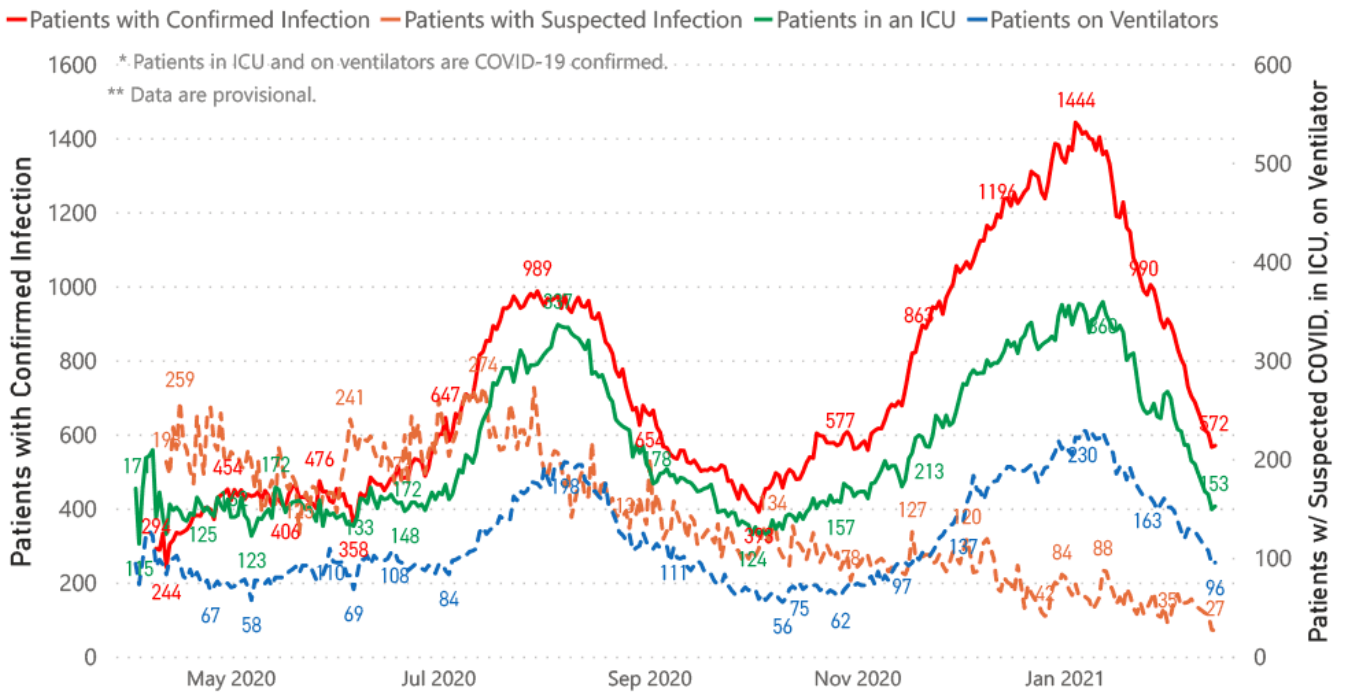
[View interactive hospitalization charts](#)

COVID-19 Hospitalizations Reported by MS Hospitals, 2/1/21-2/21/21 **



Hospitalization and ICU Use to Date

COVID-19 Hospitalizations Trends, Reported by MS Hospitals as of 2/14/21 **, **



Daily Case Maps

▶ [View all interactive maps](#)

Recent COVID-19 Activity

The chart below shows counties according to COVID-19 incidence (cases by population) over the last 7 days. Also see [weekly county incidence tables](#)

Mississippi COVID-19 Cases Incidence Rate *
as of February 21, 2021

Mississippi

7 Day Average
New Cases

413.4

7 Day Average
Incidence Rate *

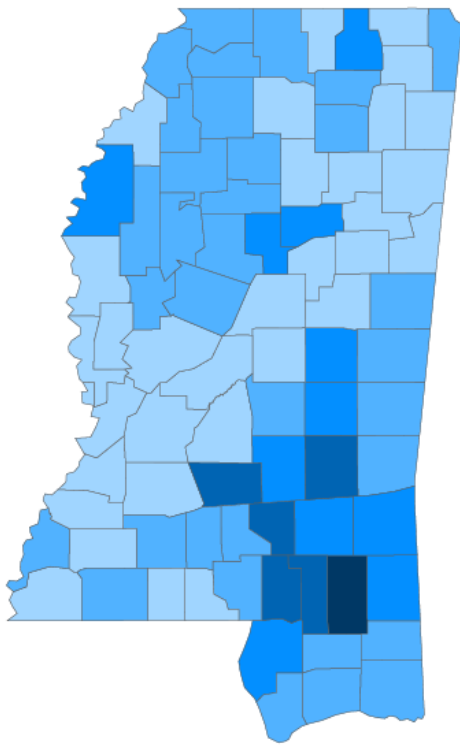
14.2

Cumulative Cases

290,874

2019 Estimated Population

2,976,148



● <10.0 ● 10.0 to 20.0 ● 20.0 to 30.0 ● 30.0 to 40.0 ● >40.0

* Based on average daily new cases of past 7 days per 100,000 population.

County	Incidence Rate	New Cases (7-Day Avg)	2019 Est. Population	Mask Mandate Status	Mask Mandate Started	Mask Mandate Ended
Perry	50.1	6.0	11,973	Active	11/24/20	
Jasper	35.8	5.9	16,383	None		
Forrest	34.0	25.4	74,896	Active	10/19/20	
Simpson	33.8	9.0	26,658	None		
Covington	33.7	6.3	18,636	Active	11/11/20	
Lamar	32.3	20.4	63,343	Active	10/19/20	
Webster	29.5	2.9	9,689	None		
Greene	29.4	4.0	13,586	None		
Jones	28.1	19.1	68,098	Active	11/24/20	
Newton	27.2	5.7	21,018	None		

Cumulative COVID-19 Cases

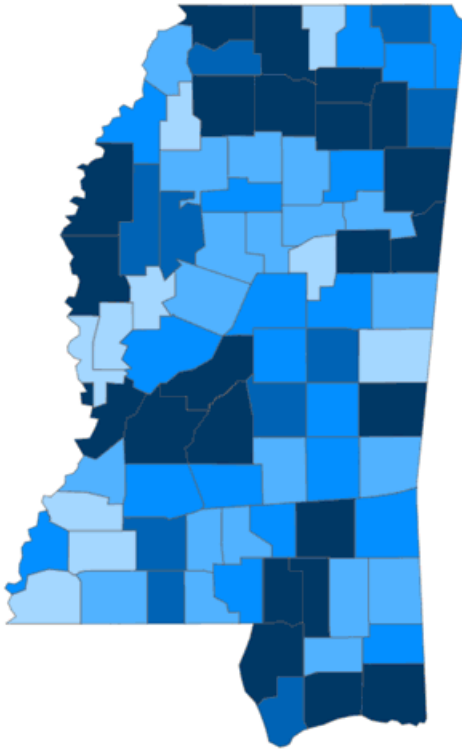
Total cases and deaths by county since the start of the pandemic. Also see [weekly estimate of recoveries](#)

Mississippi COVID-19
Cases and Deaths by Race with Ethnicity
as of 3 pm CT, February 21, 2021

Mississippi

Total Cases

290,874



	American Indian or Alaska Native	Asian	Black	White	Other	Unknown
Non Hispanic	1,168	1,040	78,403	111,014	2,859	2,411
Hispanic	57	33	395	1,858	3,335	669
Unknown Ethnicity	998	327	17,349	26,382	7,040	35,536

Total Deaths

6,553

	American Indian or Alaska Native	Asian	Black	White	Other	Unknown
Non Hispanic	83	10	2,237	2,995	38	15
Hispanic	1	0	7	28	18	2
Unknown Ethnicity	25	7	345	532	62	148

● 1 to 950 ● 951 to 1900 ● 1901 to 2850 ● 2851 to 3800 ● >3800

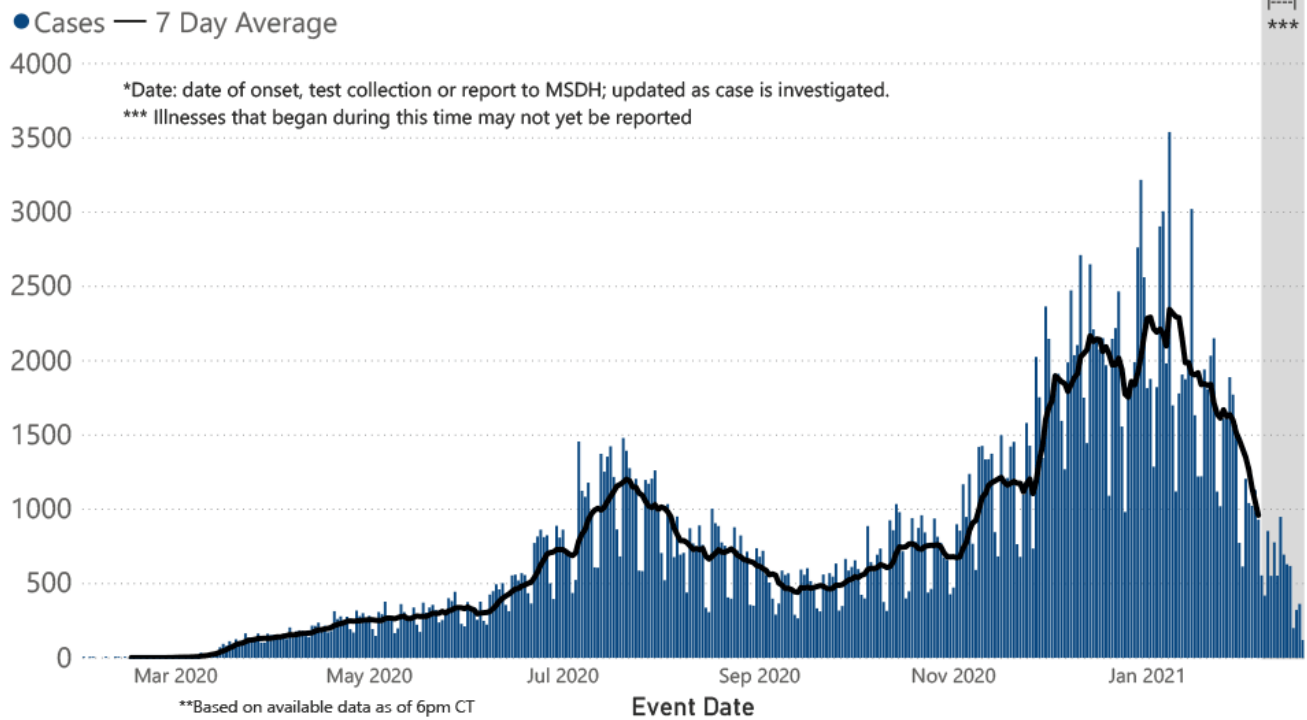
Daily Statewide Data Charts

Our state case map and other data charts are also available in interactive form.

▶ [View interactive epidemiological and surveillance charts](#)

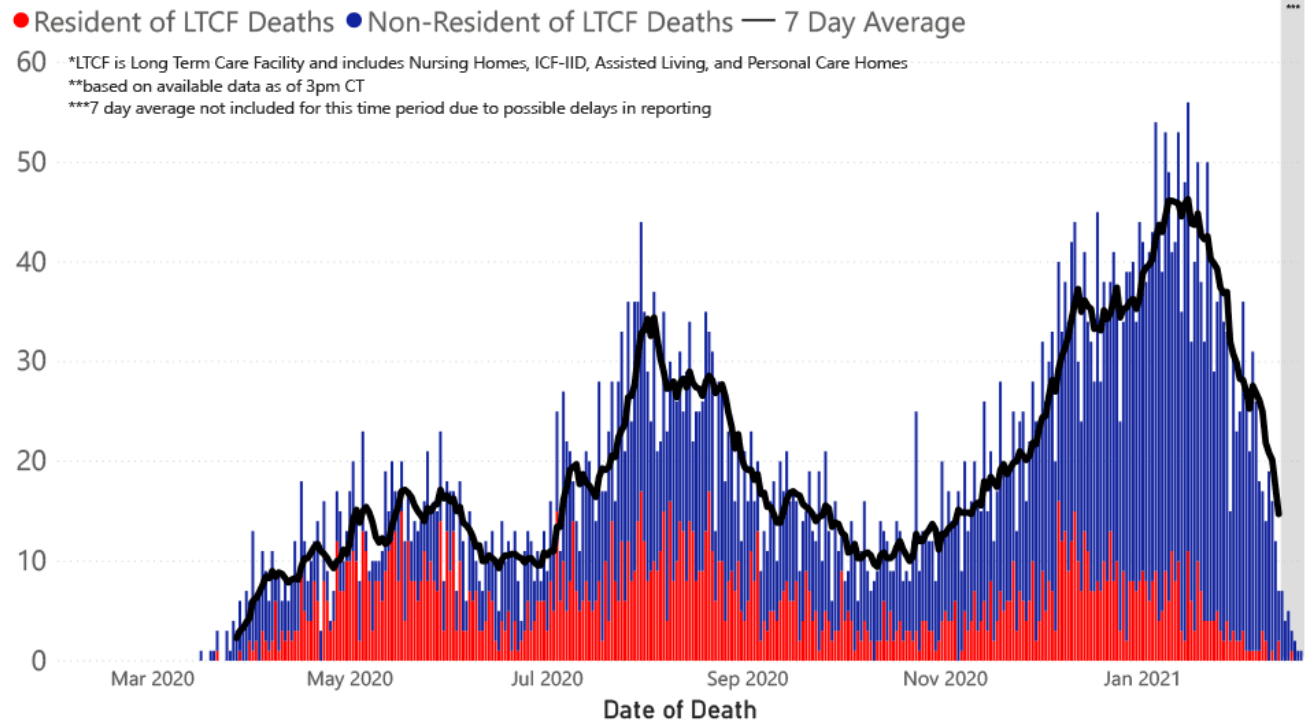
The charts below are based on available data at the time of publication. Charts do **not** include cases where insufficient details of the case are known.

COVID-19 Cases by Date* through February 19, 2021**, Mississippi



Note: Values up to two weeks in the past on the chart of Cases by Date above can change as we update it with new information from disease investigation.

COVID-19 LTCF* and Non-LTCF Deaths by Date of Death through February 19, 2021**, Mississippi



Weekly Statewide Data Charts

Includes:

- Cases, deaths and hospitalizations, analyzed by age, race/ethnicity, gender and other factors

- MIS-C cases and deaths
- Counties with high COVID-19 cases and incidence
- Syndromic surveillance

▶ [All weekly charts](#)

Estimated Recoveries

Presumed COVID-19 cases recovered, estimated weekly (does not include cases still under investigation).

COVID-19 Presumed Recovered Cases through February 15, 2021, Mississippi

264,456
Presumed Recovered*

*Reflects Provisional Estimates. Presumed Recovered if:

- 1) It has been 14 days or more since the case tested positive, if they were not hospitalized
- 2) It has been 21 days or more since the case tested positive, if they were hospitalized or hospitalization was unknown.

All deaths excluded. Presumed recovered counts will be updated weekly.

U.S. and World Cases

- ▶ [COVID-19 cases in the United States \(CDC\)](#)
- ▶ [U.S. COVID-19 Tracker \(CDC\)](#)
- ▶ [COVID-19 Global Case Map \(Johns Hopkins University\)](#)

COVID-19 Testing

Statewide Combined Testing as of February 21

COVID-19 testing providers around the state include commercial laboratories, hospital labs and the MSDH Public Health Laboratory results from all these sources are combined in the table below. (Updated weekly) **NOTE:** MSDH Public Health Lab data is no longer reported separately.

PCR testing detects current, active COVID-19 infection in an individual.

Antibody (serology) testing identifies individuals with past COVID-19 infection based on antibodies they develop one to three weeks after infection.

Antigen testing is another way to identify current COVID-19 infection.

PCR tests	1,617,180
Serology (antibody) tests	80,525
Antigen tests	728,148
Total tests	2,425,853

▶ [Getting tested for COVID-19](#)

Prevention and Guidance for Individuals and the Community

▶ [Preventive steps to take, recommendations, guidance and general information on COVID-19](#)

Get COVID-19 e-mail updates daily with our free newsletter:



Last reviewed on Mar 5,

2020

[error on this](#)

[email page](#)

[print](#)

Related resources

- ▶ [IT IS REAL: COVID-19 as Told by Survivors](#)
- ▶ [Free COVID-19 Testing and Local Testing Providers](#)
- ▶ [COVID-19 Guidance and Prevention for Individuals and the Community](#)

Updated December 22, 2020

More topics

- ▶ [\[Espanol, Tieng Viet, ASL \]](#)
- ▶ [County Data](#)
- ▶ [Diagnostic Testing EUA](#)
- ▶ [Handouts and Posters](#)
- ▶ [Healthcare Professionals](#)
- ▶ [Interactive Maps and Charts](#)
- ▶ [Prevention and Safety Guidance](#)
- ▶ [School Cases and Outbreaks](#)
- ▶ [Statewide COVID-19 Data](#)
- ▶ [Testing for COVID-19](#)
- ▶ [Vaccination Against COVID-19](#)

COVID-19 Vaccinations

Latest information

Questions and answers

Mississippi Vaccination Report

Now vaccination Mississippians with chronic health conditions,
adults 65 and over, and healthcare workers.

[FULL INFORMATION](#)

AGENCY

[About Us](#)

[Administration](#)

[Board of Health](#)

[County Offices](#)

[Institutional Review](#)

[Jobs](#)

[Locations](#)

[Public Health Laboratory](#)

[RFPs/Grants](#)

[More »](#)

[Intranet](#)

[OHIT+ER Service Center](#)

[Webmail](#)

INFORMATION

[Apps](#)

[Calendar of Events](#)

[Contact Us](#)

[Meetings](#)

[Health Resources](#)

[Hotlines](#)

[Locations](#)

[News](#)

[Newsletter](#)

[Phone Numbers](#)

[Español](#)

I NEED A ...

[Birth Certificate](#)

[Certificate of Need](#)

[Children's Health Insurance](#)

[Complaint Form](#)

Criminal History Check
Death Certificate
Divorce Record
Food Permit
Immunization Record
J-1 Visa
License Verification
Marriage Record
Professional License
Public Records Request
Wastewater Application

PUBLICATIONS

Annual Report
CON Weekly Reports
Health Facilities Directory
Mississippi Morbidity Reports
Public Health Report
State Health Plan
Strategic Plan
More »

Mississippi State Department of Health • 570 East Woodrow Wilson Dr • Jackson, MS 39216 • 866-HLTHY4U • Contact and information

