

Menu



## Coronavirus Disease 2019 (COVID-19)

Updated February 24, 2021

Mississippi COVID-19 Hotline (7 days a week, 7 a.m.–7 p.m.): **877-978-6453**

## New

Starting Monday, March 1st, COVID-19 vaccination eligibility will be expanded to include **teachers**, staff and employees in K-12, preschool or childcare settings as well as to first responders and personnel in law enforcement, public safety, fire services and emergency management. [Learn more »](#)

## General Information

- ▶ [COVID-19 vaccinations and Mississippi vaccination summary](#)
- ▶ [COVID-19 overview, questions and answers, and other resources](#)
- ▶ [COVID-19 and You: Video Q & A with State Health Officer Dr. Thomas Dobbs](#)
- ▶ [ASL, Spanish and Vietnamese materials](#)

### Healthcare Professionals

Guidance and more →

- ▶ [Healthcare guidance](#)
- ▶ [Electronic reporting](#)
- ▶ [Vaccine providers](#)
- ▶ [Specimens](#)
- ▶ [Lab dropoff](#)
- ▶ [Facilities guidance](#)
- ▶ [MS-HAN Alerts](#)

### ALL HEALTHCARE

### Current Cases and Statistics

County and state data →

- ▶ [Today's update](#)

- ▶ [State data and reports](#)
- ▶ [County data](#)
- ▶ [Charts and maps](#)
- ▶ [Hospitalizations](#)
- ▶ [Lab testing](#)
- ▶ [Recoveries](#)

---

### [ALL STATISTICS](#)

## Prevention, Testing and Guidance

Personal and community →

- ▶ [Getting tested](#)
- ▶ [Personal protection](#)
- ▶ [Gatherings and events](#)
- ▶ [Business and community](#)
- ▶ [School guidelines](#)
- ▶ [State agencies](#)
- ▶ [Vaccinations](#)

---

### [ALL GUIDANCE](#)

**Home isolation is mandatory if you have tested positive for COVID-19** by [order of the State Health Officer](#). (If you are awaiting results of routine testing *not* related to exposure, you may [return to work](#) and follow the safety guidance of your employer.)

**Quarantine is mandatory for household members** of someone who has COVID-19. Home quarantine permits working under certain circumstances.

[More about isolation and quarantine »](#)

---

## COVID-19 in Mississippi

### New Cases and Deaths as of February 23

#### NEW CASES

---

**669**

New COVID-19 positive test results reported to MSDH as of 3 p.m. yesterday.

## TOTAL MISSISSIPPI CASES

291,891

▶ [Totals by county](#)

## NEW DEATHS

28

New COVID-19 related deaths reported to MSDH as of 3 p.m. yesterday.

Sixteen deaths occurred between February 13 and February 22 in the counties below.

▶ [County list](#)

Twelve COVID-19 related deaths occurred between January 14 and February 16, identified from death certificate reports.

▶ [County list](#)

## TOTAL MISSISSIPPI DEATHS

6,605

## LTC OUTBREAKS

86

Current outbreaks in long-term care (LTC) facilities only. (See [LTC facility outbreak definition.](#))

▶ [Cases by county](#)

**About our case counts:** We currently update our case totals each day based on test results from the previous day. Outside laboratories also report positive test results to us, which are included in our totals. Multiple positive tests for the same individual are counted only once. County case numbers and deaths may change as investigation finds new or additional information.

## Statewide COVID-19 Data and Reports

▶ [K-12 School Reports](#)

Weekly COVID-19 cases, outbreaks and exposure reported by Mississippi schools

▶ [Long-Term Care Facility and Residential Care Facility COVID-19 Reports](#)

Data reported directly to MSDH by the facility; cases and deaths in these reports may not yet be included in our totals of lab-reported cases.

▶ [Ongoing Outbreaks in Nursing Homes](#)

A wide variety of data from the Centers for Medicare and Medicaid (CMS)

- ▶ [Deaths from COVID-19 and Other Causes](#) PDF

Provisional counts by week of deaths from COVID-19, pneumonia/influenza, and heart disease

- ▶ [Laboratory Testing](#)

Number and type of COVID-19 tests performed

- ▶ [Mississippi COVID-19 Vaccination Report](#) PDF

Vaccinations distributed and administered as reported to MSDH by vaccination providers

- ▶ [Statewide data charts](#)

## County COVID-19 Data

### Race and Ethnicity

- ▶ [Total COVID-19 cases and deaths by county, race and ethnicity](#) PDF

Current and past data tables, updated daily

### Data Snapshots for Individual Counties

- ▶ [Weekly COVID-19 snapshots for each Mississippi county](#)

### High Cases and Incidence

- ▶ [Map of Mississippi counties by 7-day incidence](#)
- ▶ [Table of counties ranked by weekly cases and incidence](#)

### Cumulative Cases and Deaths by County

Totals of all reported COVID-19 cases, including those in long-term care (LTC) facilities.

**The numbers in this table are provisional.** County case numbers and deaths may change as investigation finds new or additional information. The data provided below is the most current available.

County	Total Cases	Total Deaths	Total LTC Facility Cases	Total LTC Facility Deaths
<a href="#">Adams</a>	2328	77	72	15
<a href="#">Alcorn</a>	2896	60	130	20
<a href="#">Amite</a>	1107	32	54	7
<a href="#">Attala</a>	2059	69	175	36
<a href="#">Benton</a>	925	24	45	10
<a href="#">Bolivar</a>	4580	120	232	31
<a href="#">Calhoun</a>	1555	27	36	4
<a href="#">Carroll</a>	1172	23	51	9
<a href="#">Chickasaw</a>	2005	50	58	15
<a href="#">Choctaw</a>	694	16	1	0
<b>Total</b>	<b>291,891</b>	<b>6,605</b>	<b>10,372</b>	<b>1,945</b>

County	Total Cases	Total Deaths	Total LTC Facility Cases	Total LTC Facility Deaths
Claiborne	973	29	45	9
Clarke	1682	71	123	31
Clay	1778	48	38	5
Coahoma	2726	66	129	11
Copiah	2739	57	81	11
Covington	2471	78	136	39
De Soto	19515	228	113	24
Forrest	7094	136	226	51
Franklin	754	19	39	4
George	2298	45	59	7
Greene	1265	33	52	6
Grenada	2446	76	155	32
Hancock	3386	73	68	14
Harrison	16431	275	482	65
Hinds	18611	385	806	130
Holmes	1814	70	104	20
Humphreys	913	26	34	8
Issaquena	167	6	0	0
Itawamba	2885	71	134	23
Jackson	12419	216	235	33
Jasper	2112	44	43	2
Jefferson	610	27	40	7
Jefferson Davis	999	31	8	1
Jones	7857	145	218	41
Kemper	894	22	44	9
Lafayette	5698	113	187	55
Lamar	5811	80	53	13
Lauderdale	6760	225	442	99
Lawrence	1190	21	27	2
Leake	2513	70	88	15
Lee	9641	160	222	41
Leflore	3349	118	237	52
Lincoln	3447	100	183	38
<b>Total</b>	<b>291,891</b>	<b>6,605</b>	<b>10,372</b>	<b>1,945</b>

County	Total Cases	Total Deaths	Total LTC Facility Cases	Total LTC Facility Deaths
Lowndes	5998	137	256	62
Madison	9378	194	365	69
Marion	2498	78	158	24
Marshall	3983	92	64	15
Monroe	3977	126	190	55
Montgomery	1205	37	54	9
Neshoba	3758	166	203	58
Newton	2231	51	87	15
Noxubee	1226	29	35	6
Oktibbeha	4386	91	222	36
Panola	4249	92	102	13
Pearl River	4083	128	186	35
Perry	1209	34	21	7
Pike	2982	93	128	34
Pontotoc	4066	68	86	12
Prentiss	2676	58	99	15
Quitman	766	14	0	0
Rankin	12543	261	390	61
Scott	2918	67	115	18
Sharkey	488	17	43	8
Simpson	2707	78	158	20
Smith	1515	31	65	8
Stone	1711	29	84	14
Sunflower	3166	85	121	20
Tallahatchie	1692	39	50	7
Tate	2998	74	80	19
Tippah	2754	65	119	13
Tishomingo	2114	65	102	27
Tunica	980	23	18	2
Union	3921	73	131	23
Walthall	1233	40	69	13
Warren	4101	113	169	37
Washington	5135	128	191	39
<b>Total</b>	<b>291,891</b>	<b>6,605</b>	<b>10,372</b>	<b>1,945</b>

County	Total Cases	Total Deaths	Total LTC Facility Cases	Total LTC Facility Deaths
Wayne	2505	40	69	11
Webster	1092	29	61	11
Wilkinson	622	26	25	5
Winston	2202	74	130	39
Yalobusha	1422	36	82	22
Yazoo	2832	62	139	18
<b>Total</b>	<b>291,891</b>	<b>6,605</b>	<b>10,372</b>	<b>1,945</b>

## Case Classifications

Mississippi investigates and reports both probable and confirmed cases and deaths according to the [CSTE case definition](#).

	Confirmed	Probable	Total
Cases	181,549	110,342	<b>291,891</b>
Deaths	4,633	1,972	<b>6,605</b>

Confirmed cases and deaths are generally determined by positive PCR tests, which detect the presence of ongoing coronavirus infection.

Probable cases are those who test positive by other testing methods such as antibody or antigen, and have recent symptoms consistent with COVID-19, indicating a recent infection.

Probable deaths are those individuals with a designation of COVID-19 as a cause of death on the death certificate, but where no confirmatory testing was performed.

---

## Mississippi COVID-19 Data Charts and Maps

All data reports below are updated as they become available.

### Hospitalizations and Bed Availability

▶ [View interactive hospitalization charts](#)

0

### Hospitalization and ICU Use to Date

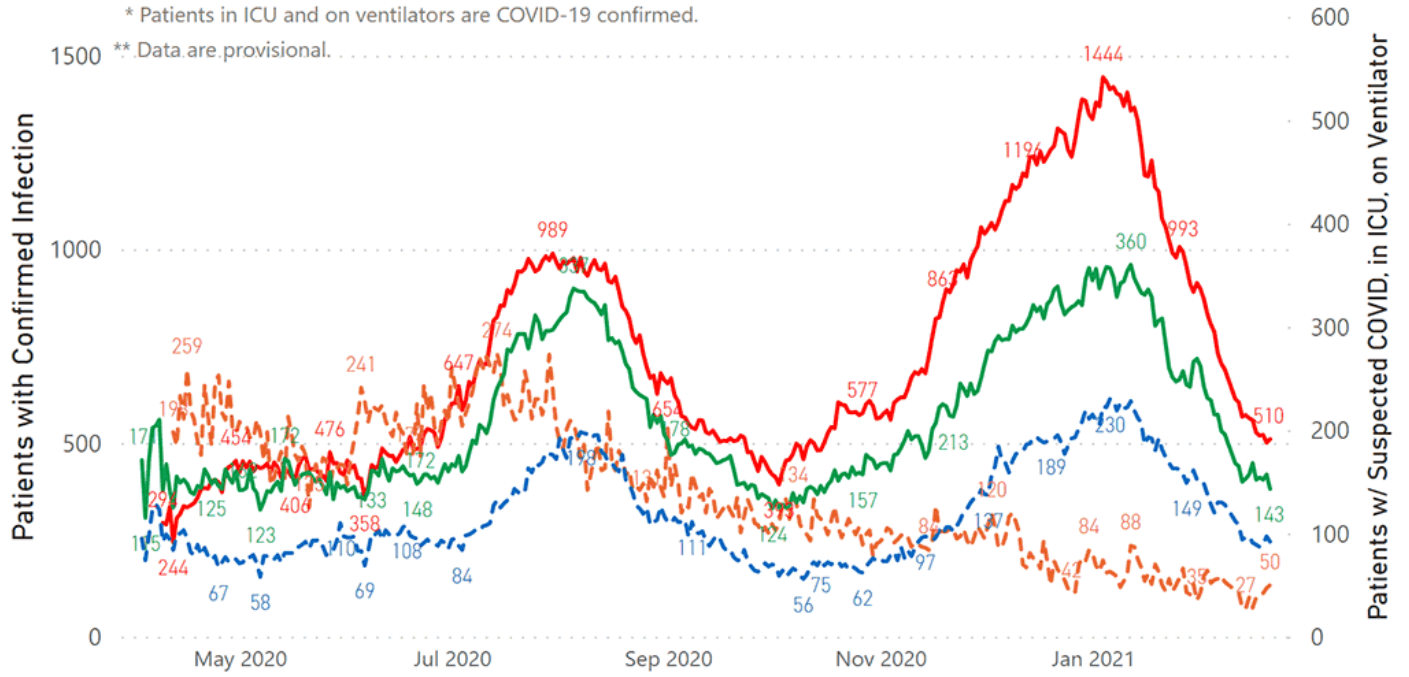
*Updated weekly*

# COVID-19 Hospitalizations Trends, Reported by MS Hospitals as of 2/21/21 \*\*, \*\*

— Patients with Confirmed Infection — Patients with Suspected Infection — Patients in an ICU — Patients on Ventilators

\* Patients in ICU and on ventilators are COVID-19 confirmed.

\*\* Data are provisional.



## Daily Case Maps

► [View all interactive maps](#)

## Recent COVID-19 Activity

The chart below shows counties according to COVID-19 incidence (cases by population) over the last 7 days. Also see [weekly county incidence tables](#)



Mississippi COVID-19 Cases Incidence Rate \*  
as of February 23, 2021

## Mississippi

7 Day Average  
New Cases

**356.1**

7 Day Average  
Incidence Rate \*

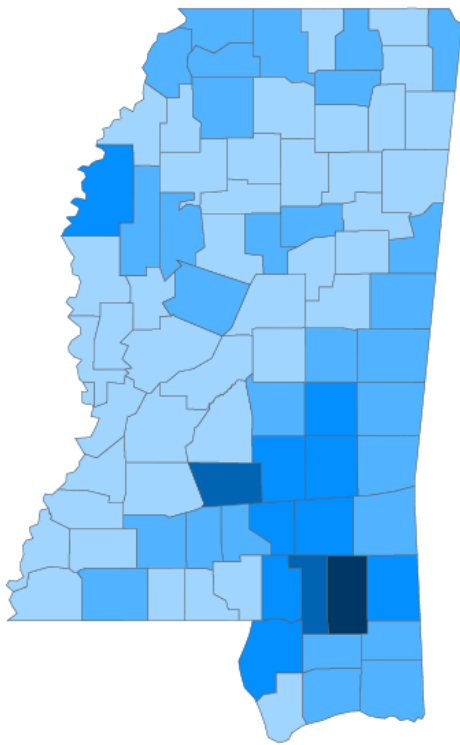
**11.7**

Cumulative Cases

**291,892**

2019 Estimated Population

**2,976,148**



● <10.0 ● 10.0 to 20.0 ● 20.0 to 30.0 ● 30.0 to 40.0 ● >40.0

\* Based on average daily new cases of past 7 days per 100,000 population.

County	Incidence Rate	New Cases (7-Day Avg)	2019 Est. Population	Mask Mandate Status	Mask Mandate Started	Mask Mandate Ended
Perry	51.3	6.1	11,973	Active	11/24/20	
Simpson	36.4	9.7	26,658	None		
Forrest	32.0	24.0	74,896	Active	10/19/20	
Lamar	28.6	18.1	63,343	Active	10/19/20	
Jasper	27.9	4.6	16,383	None		
Smith	25.1	4.0	15,916	None		
Covington	23.8	4.4	18,636	Active	11/11/20	
Bolivar	23.3	7.1	30,628	Active	11/24/20	
Greene	23.1	3.1	13,586	None		
Jones	23.1	15.7	68,098	Active	11/24/20	

### Cumulative COVID-19 Cases

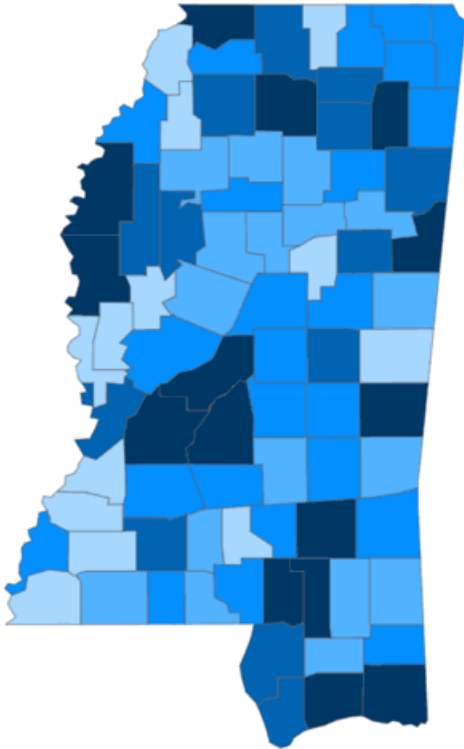
Total cases and deaths by county since the start of the pandemic. Also see [weekly estimate of recoveries](#)

Mississippi COVID-19  
Cases and Deaths by Race with Ethnicity  
as of 3 pm CT, February 23, 2021

# Mississippi

Total Cases

291,891



● 1 to 1000 ● 1001 to 2000 ● 2001 to 3000 ● 3001 to 4500 ● >4500

	American Indian or Alaska Native	Asian	Black	White	Other	Unknown
Non Hispanic	1,177	1,048	78,737	111,541	2,869	2,415
Hispanic	57	33	397	1,861	3,346	670
Unknown Ethnicity	1,000	327	17,358	26,400	7,058	35,597

Total Deaths

6,605

	American Indian or Alaska Native	Asian	Black	White	Other	Unknown
Non Hispanic	83	10	2,261	3,019	39	15
Hispanic	1	0	7	28	18	2
Unknown Ethnicity	25	7	346	533	62	149

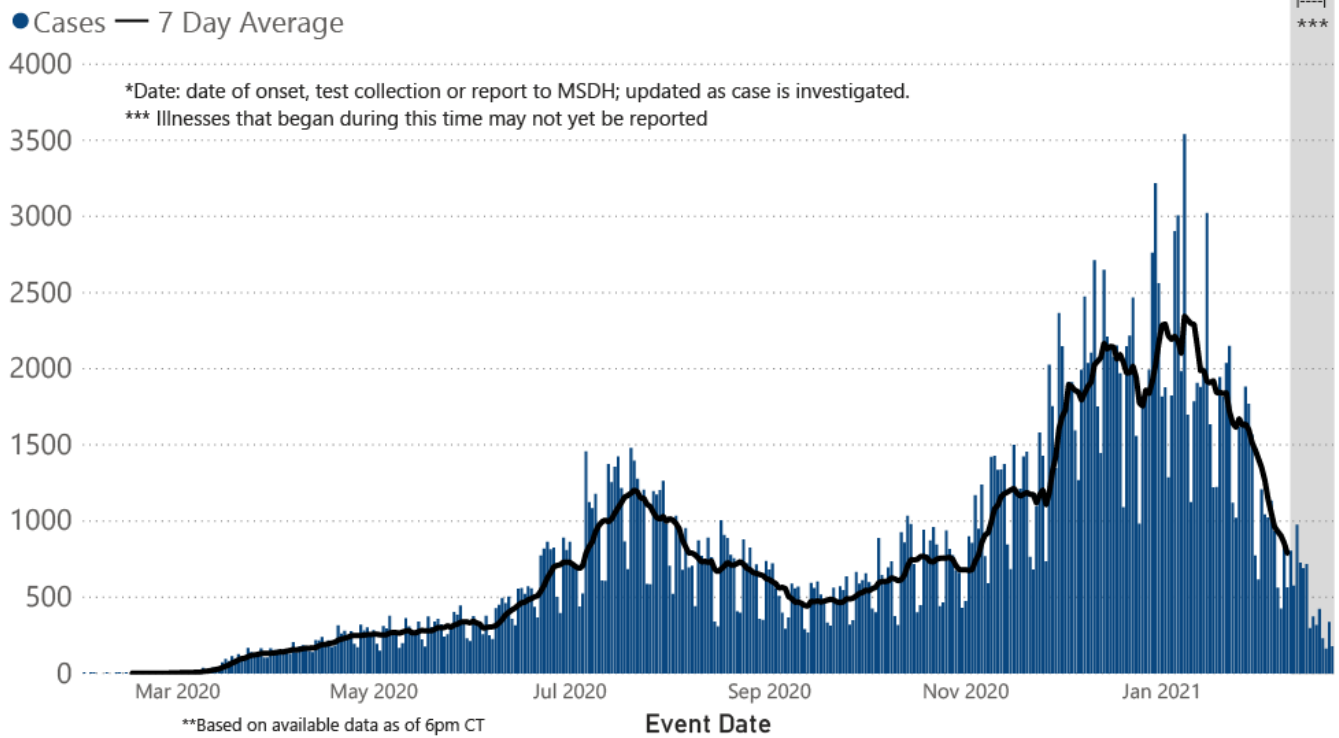
## Daily Statewide Data Charts

Our state case map and other data charts are also available in interactive form.

▶ [View interactive epidemiological and surveillance charts](#)

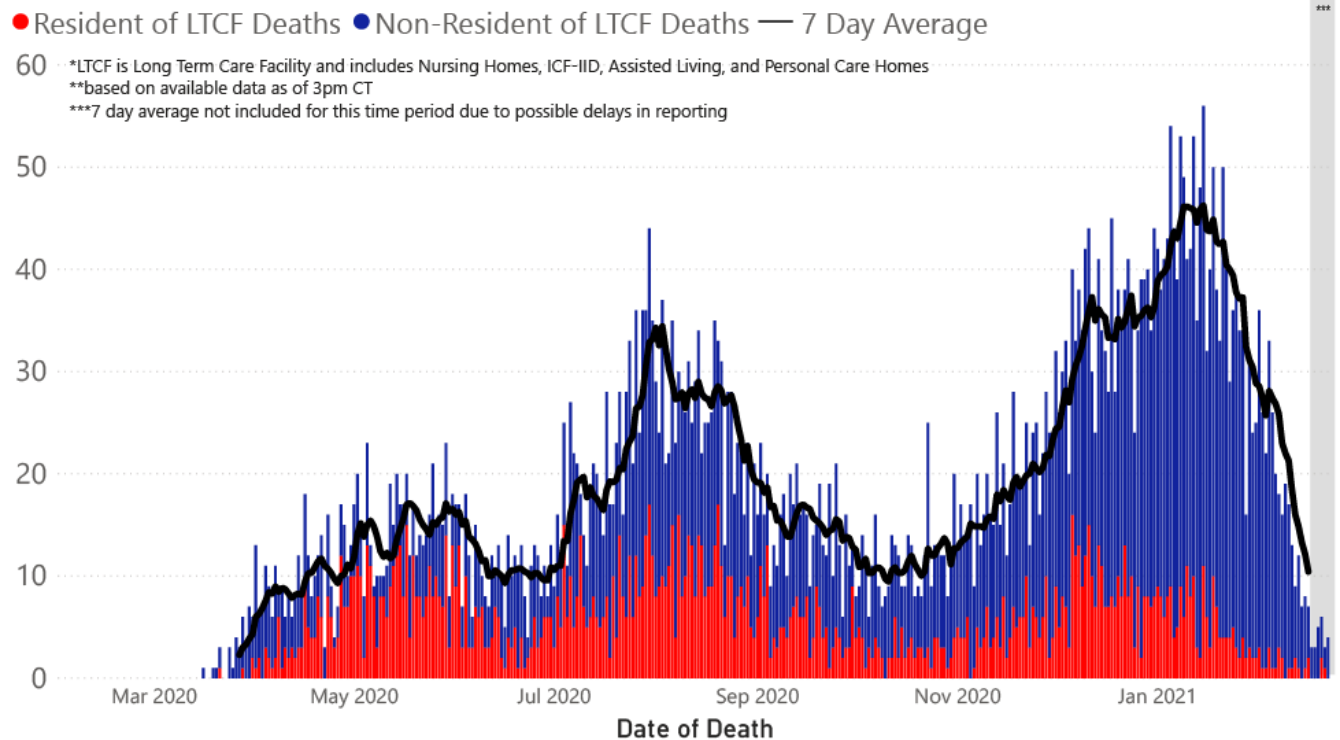
The charts below are based on available data at the time of publication. Charts do **not** include cases where insufficient details of the case are known.

## COVID-19 Cases by Date\* through February 23, 2021\*\*, Mississippi



**Note:** Values up to two weeks in the past on the chart of Cases by Date above can change as we update it with new information from disease investigation.

## COVID-19 LTCF\* and Non-LTCF Deaths by Date of Death through February 23, 2021\*\*, Mississippi



## Weekly Statewide Data Charts

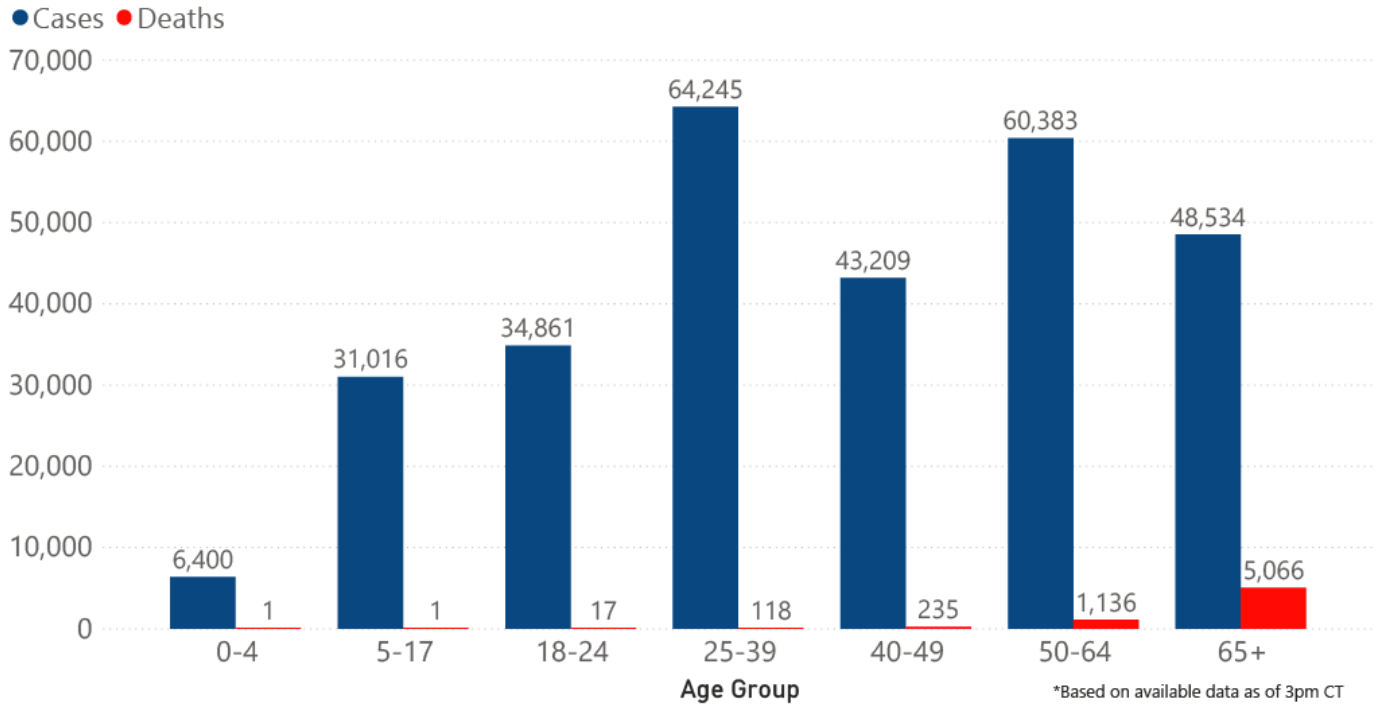
Includes:

- Cases, deaths and hospitalizations, analyzed by age, race/ethnicity, gender and other factors

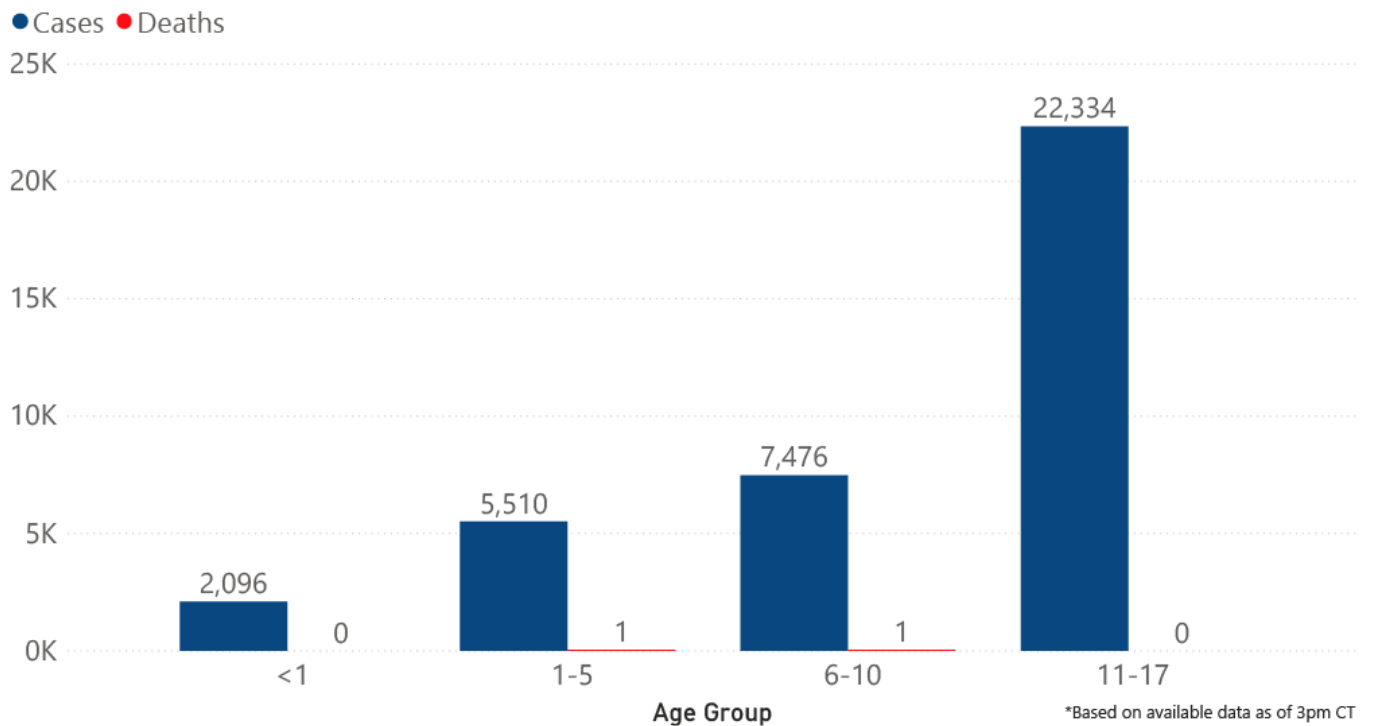
- MIS-C cases and deaths
- Counties with high COVID-19 cases and incidence
- Syndromic surveillance

▼ All weekly charts

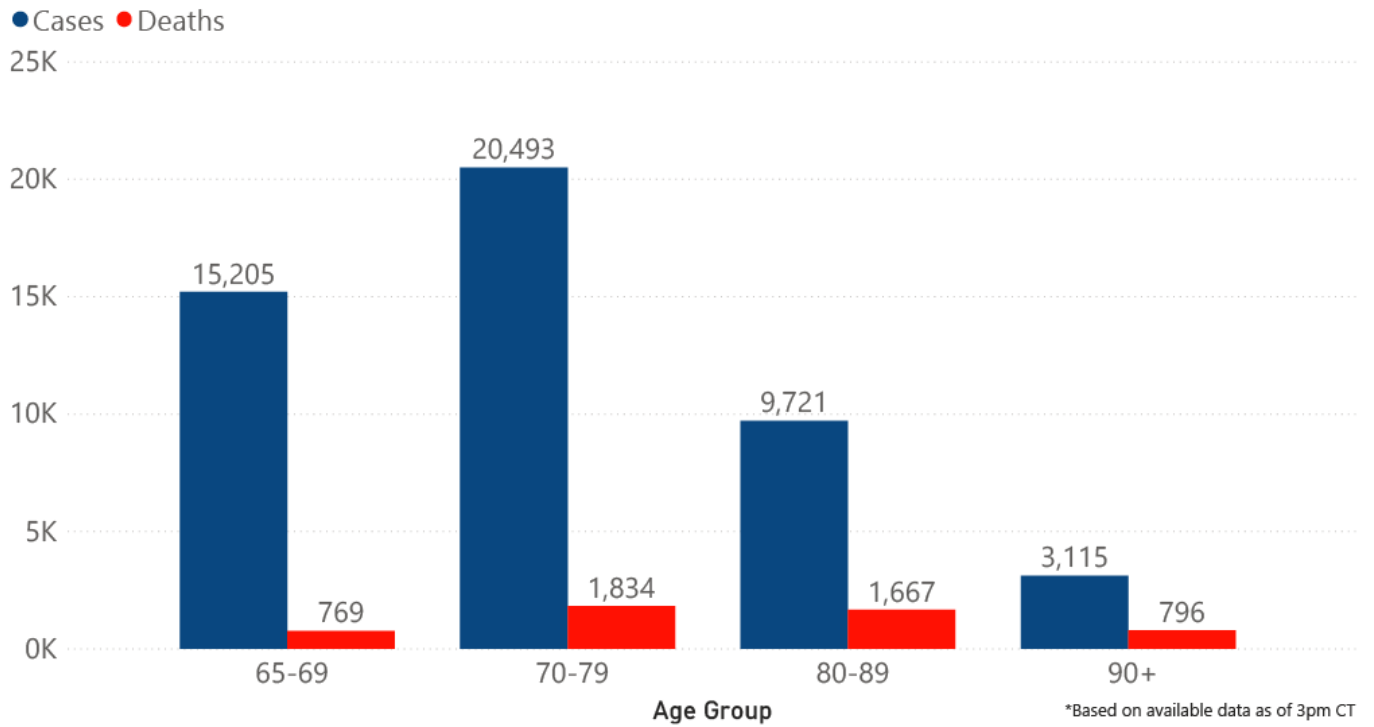
**COVID-19 Cases and Deaths by Age Group through February 22, 2021\*, Mississippi**



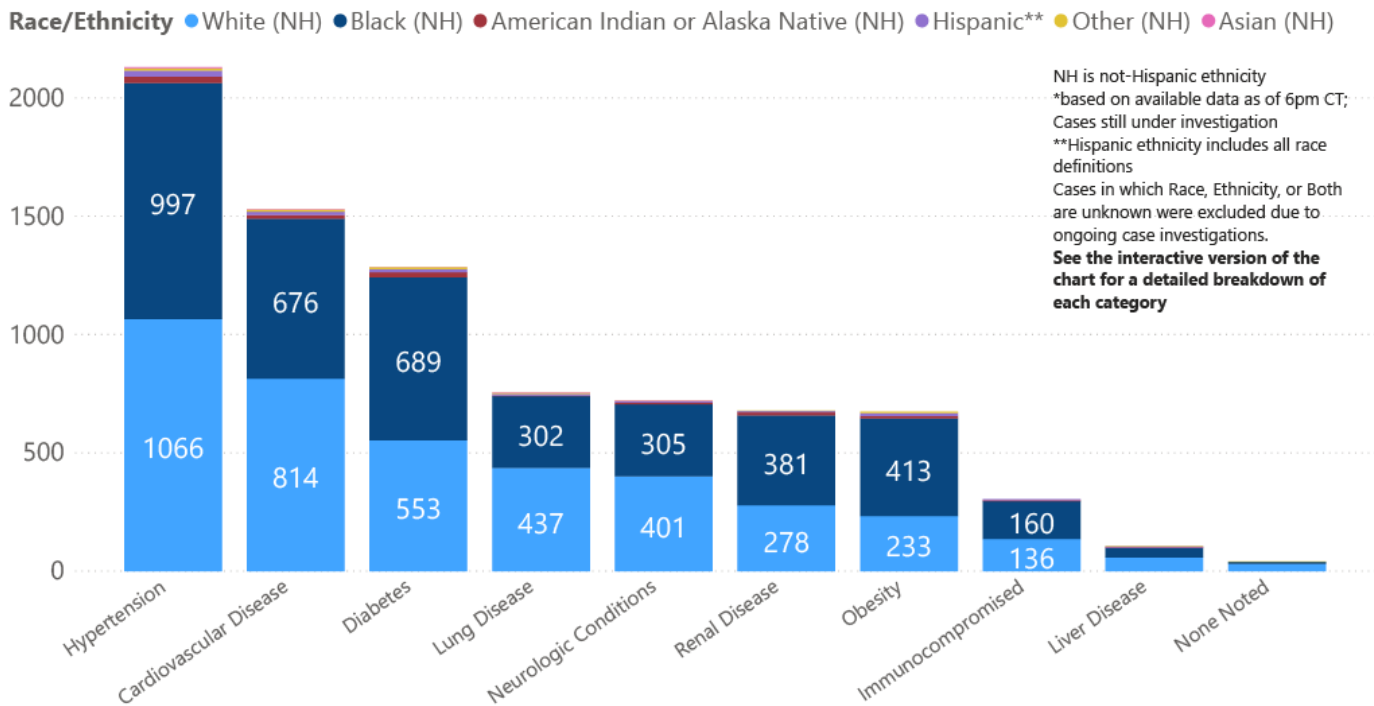
**COVID-19 Pediatric Cases and Deaths by Age Group through February 22, 2021\*, Mississippi**



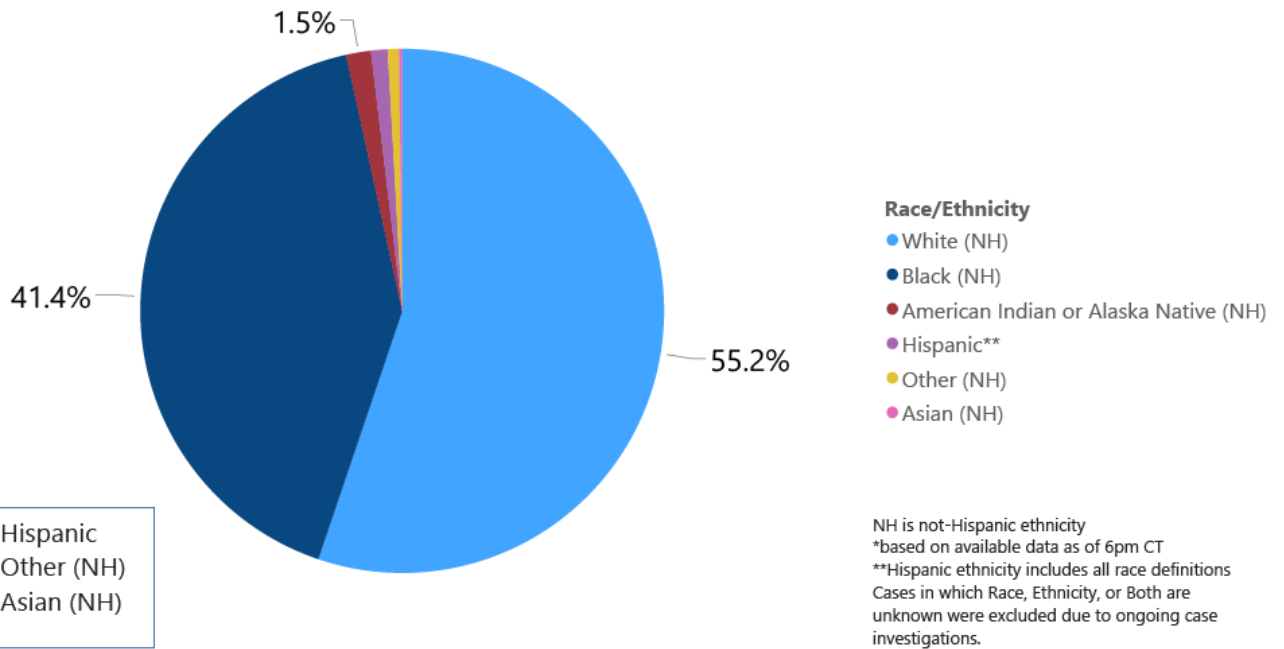
## COVID-19 Geriatric Cases and Deaths by Age Group through February 22, 2021\*, Mississippi



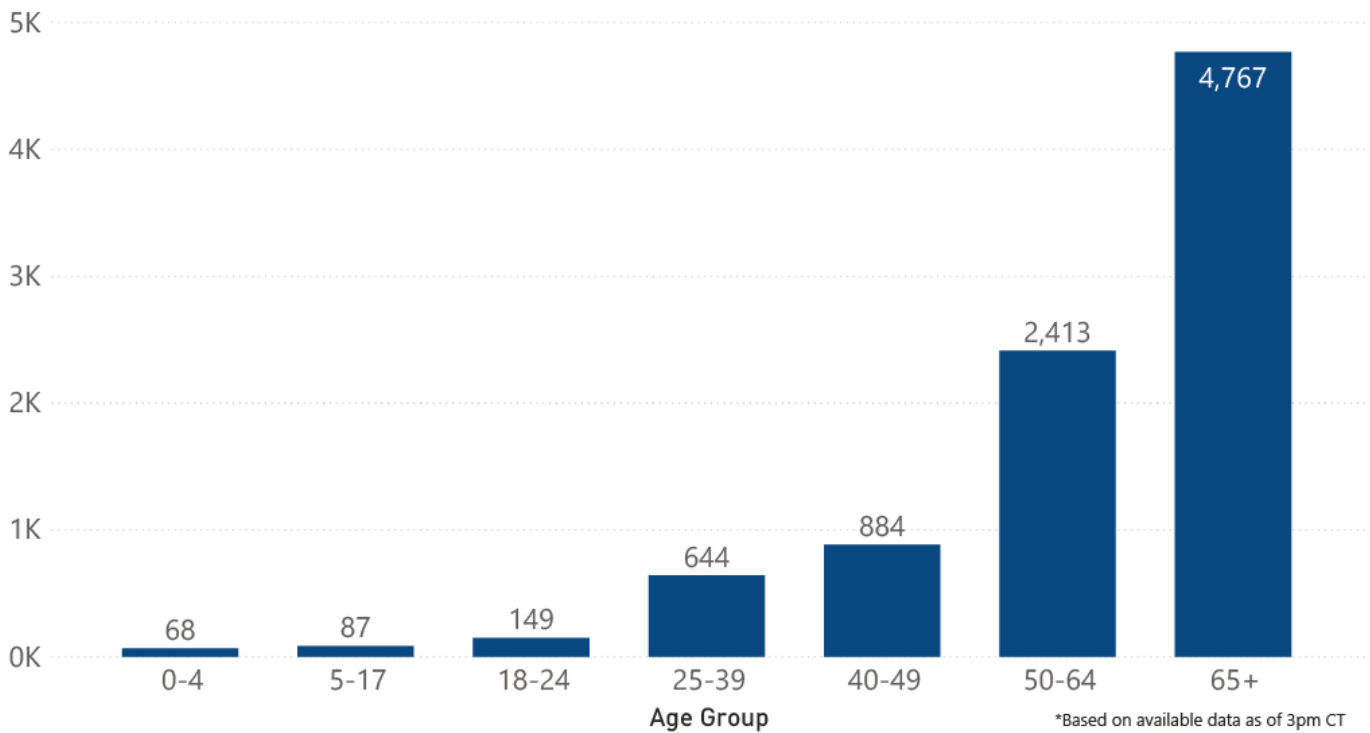
## COVID-19 Underlying Conditions in Deaths by Race/Ethnicity through February 22, 2021\*, Mississippi



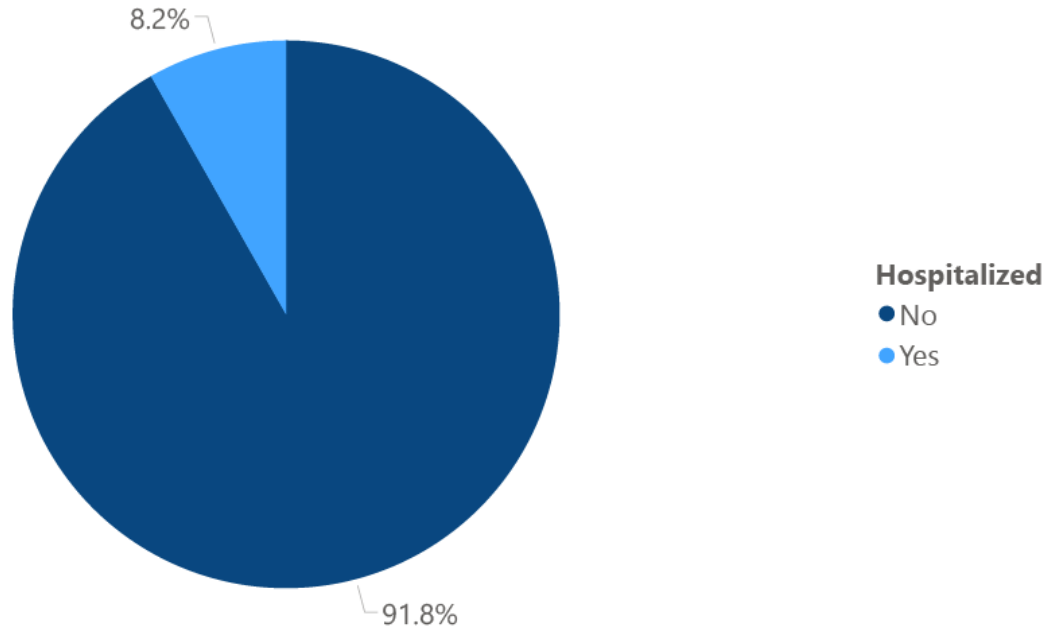
**COVID-19 Deaths by Race/Ethnicity through February 22, 2021\*, Mississippi**



**COVID-19 Hospitalized Cases by Age through February 22, 2021\*, Mississippi**



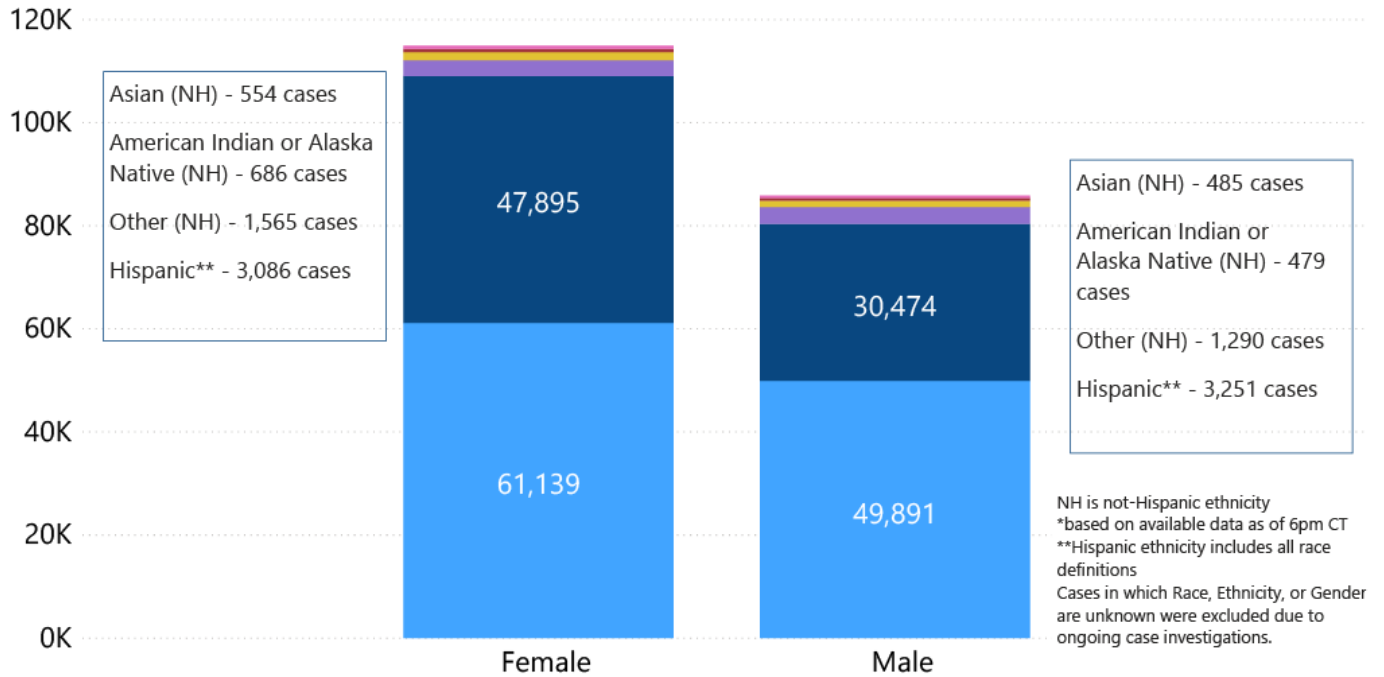
**COVID-19 Cumulative Hospitalizations-Invstigated Cases February 22, 2021 \***



\* Cases in which hospitalization is unknown were excluded due to ongoing case investigations; based on available data as of 3pm CT

**COVID-19 Cases by Race/Ethnicity and Gender through February 22, 2021\*, Mississippi**

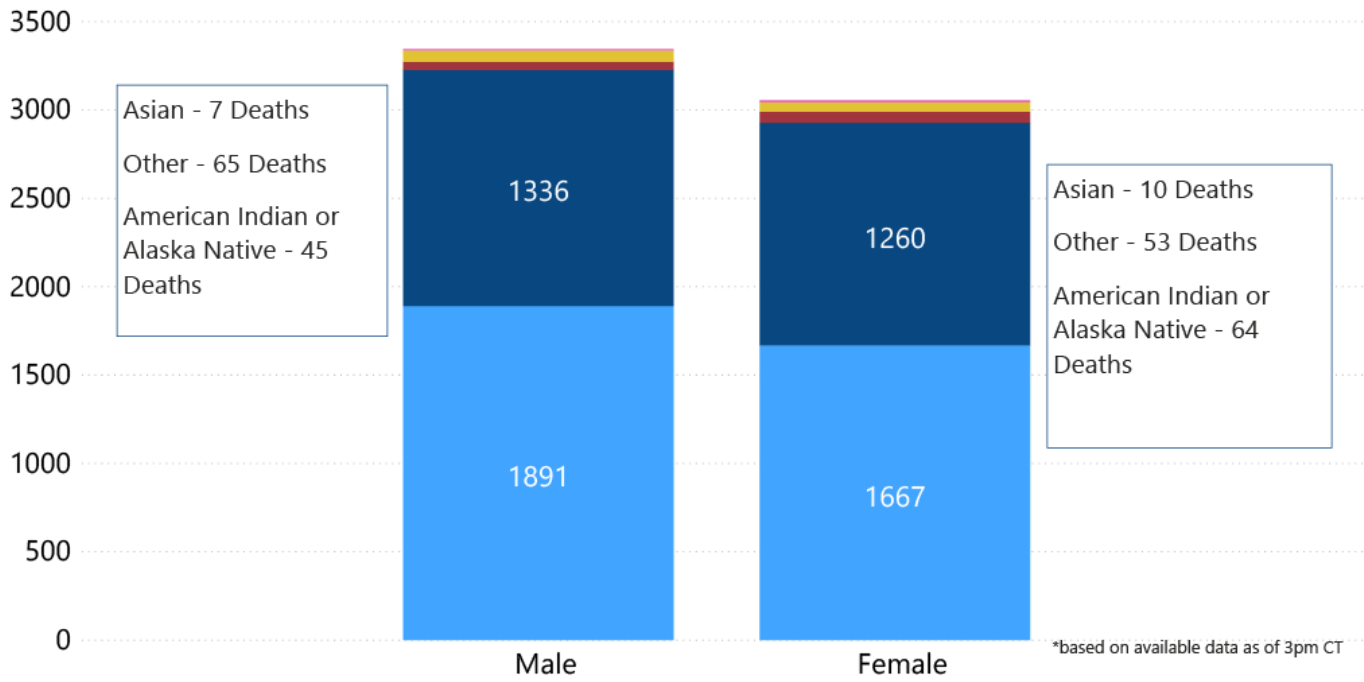
**Race/Ethnicity** ● White (NH) ● Black (NH) ● Hispanic\*\* ● Other (NH) ● American Indian or Alaska Native (NH) ● Asian (NH)



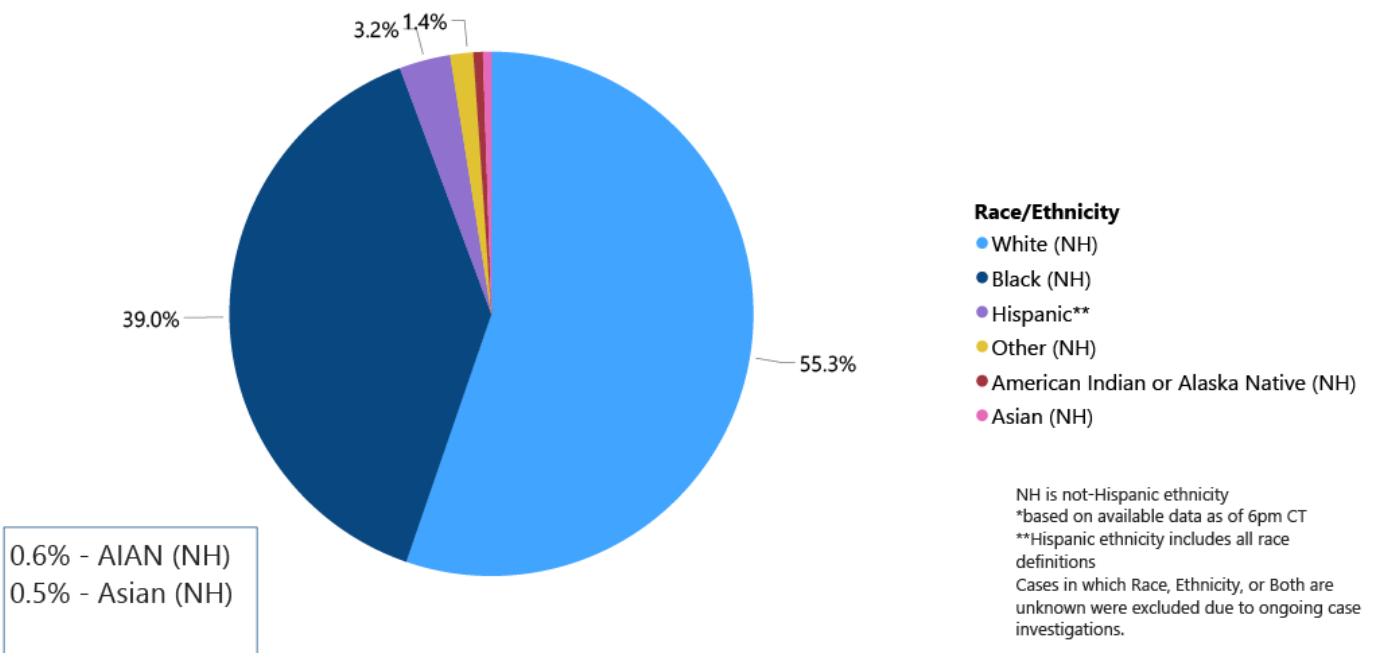
NH is not-Hispanic ethnicity  
 \*based on available data as of 6pm CT  
 \*\*Hispanic ethnicity includes all race definitions  
 Cases in which Race, Ethnicity, or Gender are unknown were excluded due to ongoing case investigations.

## COVID-19 Deaths by Race and Gender through February 22, 2021\*, Mississippi

**Race** ● White ● Black ● American Indian or Alaska Native ● Other ● Asian

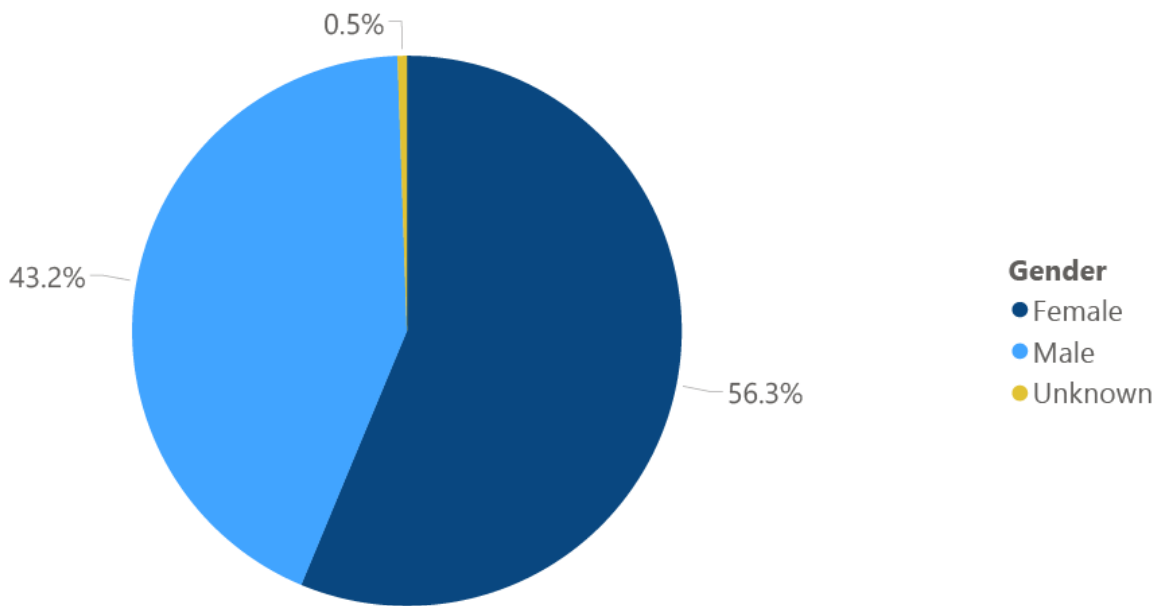


## COVID-19 Cases by Race/Ethnicity through February 22, 2021\*, Mississippi





**COVID-19 Cases by Gender through February 22, 2021\*, Mississippi**

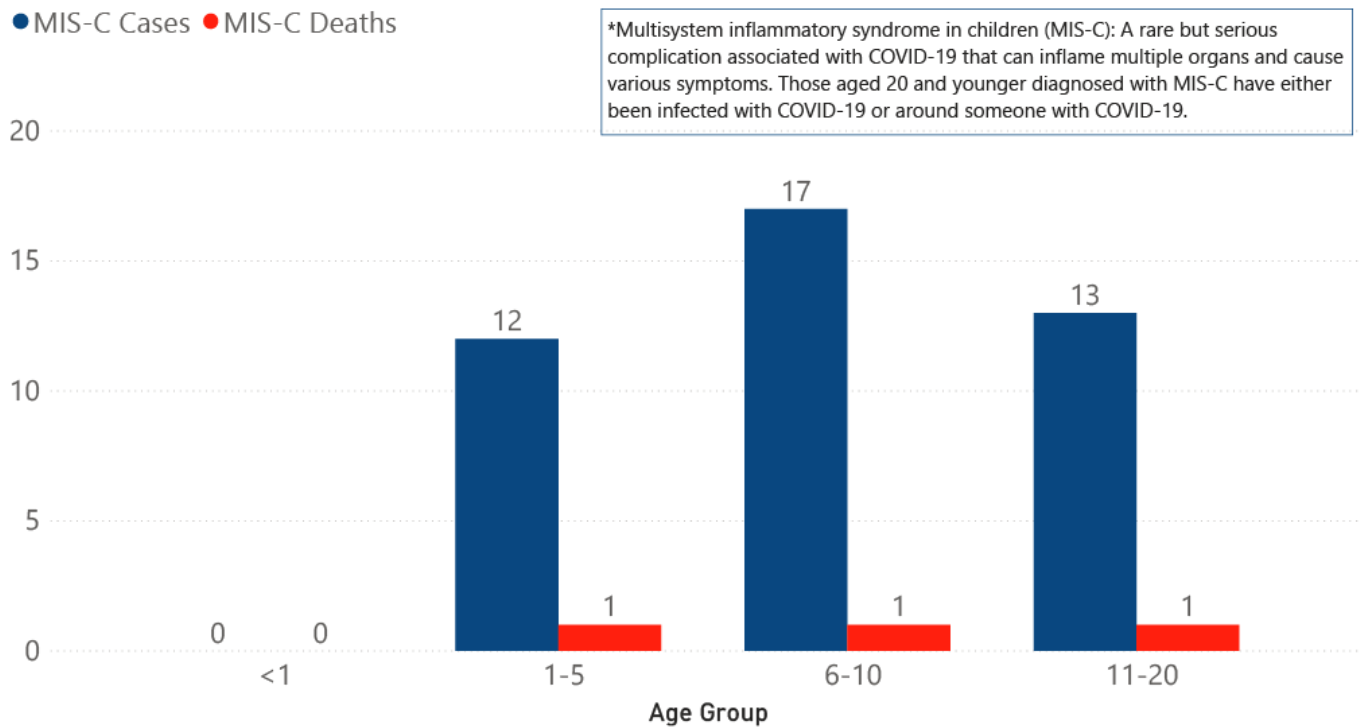


\*Based on available data as of 3pm CT

**Weekly Pediatric MIS-C Cases and Deaths**

[Multisystem inflammatory syndrome in children \(MIS-C\)](#) is a rare but serious condition associated with COVID-19 that causes inflammation in many body parts, including the heart and other vital organs.

**MIS-C\* Cases and Deaths by Age Group through February 22, 2021, Mississippi**



**Weekly High Case and High Incidence Counties**

Tracking counties with recent high numbers of COVID-19 cases, adjusted for population, provides insight on where local outbreaks are most serious, and where protective measures should be increased. For more accurate reporting, these weekly charts include sample collection dates only up to seven days in the past to allow for case investigation and delays in lab test reports.

Cases counts in these charts is based on the date of illness onset. If the date of illness is not known, the date the test sample was taken, or the date of test result reporting is used instead. Counts are adjusted as cases are investigated.

Counties are ranked by highest weekly case counts, and by weekly incidence (cases proportional to population). A separate table ranking all counties is also available. **All tables updated weekly.**

► [Full tables of counties ranked by weekly incidence and cases](#) PDF

COVID-19 High Incidence MS Counties Over 2 Week Period (February 2-15, 2021*)					
County	Cases (February 2-15)	Cases per 100,000 (February 2-15)	Cases to Date (through February 15)	Cases per 100,000 Total	Percent Change
WAYNE	158	782.8	2488	12327.2	7%
JASPER	117	714.2	2076	12671.7	6%
YALOBUSHA	84	693.8	1416	11694.7	6%
PERRY	78	651.5	1170	9772.0	7%
CARROLL	62	623.3	1169	11752.3	6%
JONES	387	568.3	7746	11374.8	5%
UNION	161	558.7	3894	13513.8	4%
GRENADA	114	549.2	2437	11740.1	5%
COVINGTON	102	547.3	2441	13098.3	4%
WEBSTER	52	536.7	1080	11146.7	5%
MARSHALL	186	527.0	3955	11205.9	5%
CLARKE	80	514.8	1665	10713.6	5%

\*based on available data as of 3pm CT  
 Cases based on test date. Cases without test date excluded due to ongoing investigations.  
 Table will be updated weekly. A one week lag is used for reporting.

## COVID-19 High Case MS Counties Over 2 Week Period (February 2-15, 2021\*)

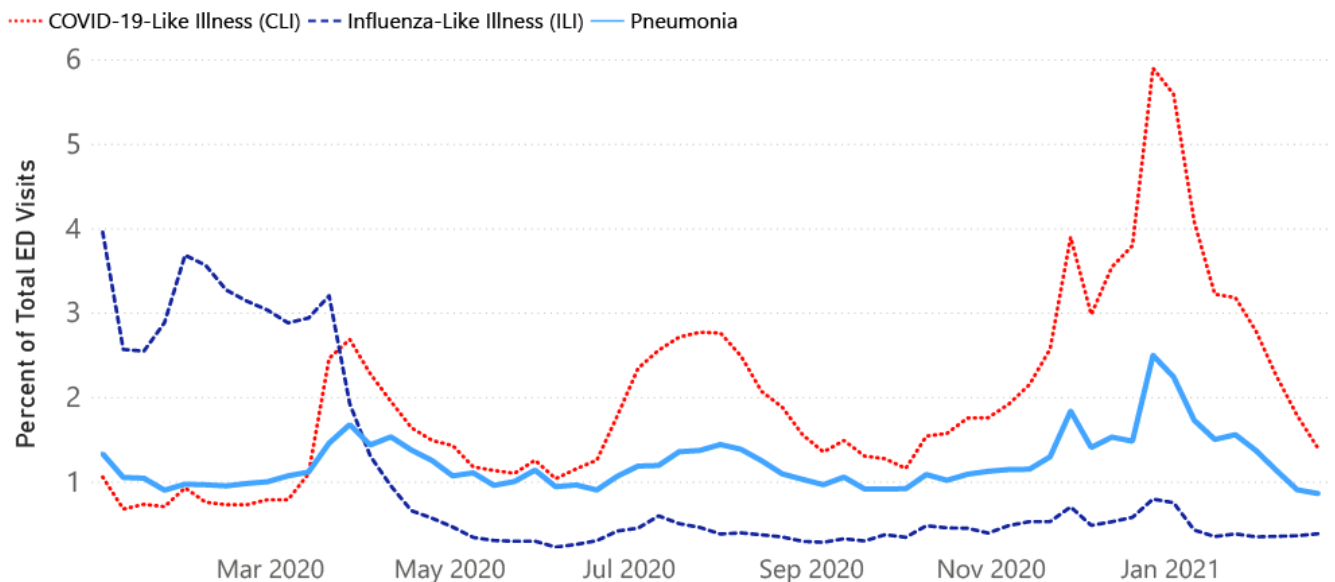
County	Cases (February 2-15)	Cases per 100,000 (February 2-15)	Cases to Date (through February 15)	Cases per 100,000 Total	Percent Change
DESOTO	751	406.1	19334	10453.9	4%
HARRISON	741	356.1	16224	7797.0	5%
HINDS	689	297.2	18514	7985.7	4%
JACKSON	642	447.0	12286	8554.7	6%
RANKIN	613	394.8	12472	8032.4	5%
JONES	387	568.3	7746	11374.8	5%
FORREST	344	459.3	6924	9244.7	5%
LAMAR	317	500.4	5679	8965.5	6%
MADISON	292	274.8	9325	8774.7	3%
LEE	243	284.4	9600	11236.5	3%
LAUDERDALE	236	318.4	6698	9036.1	4%
PEARL RIVER	216	388.9	3999	7200.9	6%

\*based on available data as of 3pm CT  
 Cases based on test date. Cases without test date excluded due to ongoing investigations.  
 Table will be updated weekly. A one week lag is used for reporting.

## Syndromic Surveillance

Emergency department visits by those with symptoms characteristic of COVID-19, influenza and pneumonia, updated weekly.

### Percentage of Emergency Department and Clinic visits for CLI, ILI, and Pneumonia Cases Weekly Statewide Summary, January 4, 2020 - February 20, 2021



\*The graph represents syndromic surveillance data from emergency department visits, reported electronically by hospitals throughout the state, that are consistent with COVID-19-Like Illness (CLI), Influenza-Like Illness (ILI), and Pneumonia.  
 Based on available data as of 6pm CT. Graph will be updated weekly.

## Estimated Recoveries

Presumed COVID-19 cases recovered, estimated weekly (does not include cases still under investigation).

## COVID-19 Presumed Recovered Cases through February 22, 2021, Mississippi

# 273,437

## Presumed Recovered\*

\*Reflects Provisional Estimates. Presumed Recovered if:

- 1) It has been 14 days or more since the case tested positive, if they were not hospitalized
- 2) It has been 21 days or more since the case tested positive, if they were hospitalized or hospitalization was unknown.

All deaths excluded. Presumed recovered counts will be updated weekly.

---

## U.S. and World Cases

- ▶ [COVID-19 cases in the United States \(CDC\)](#)
- ▶ [U.S. COVID-19 Tracker \(CDC\)](#)
- ▶ [COVID-19 Global Case Map \(Johns Hopkins University\)](#)

---

## COVID-19 Testing

### Statewide Combined Testing as of February 21

COVID-19 testing providers around the state include commercial laboratories, hospital labs and the MSDH Public Health Laboratory results from all these sources are combined in the table below. (Updated weekly) **NOTE:** MSDH Public Health Lab data is no longer reported separately.

**PCR** testing detects current, active COVID-19 infection in an individual.

**Antibody** (serology) testing identifies individuals with past COVID-19 infection based on antibodies they develop one to three weeks after infection.

**Antigen** testing is another way to identify current COVID-19 infection.

PCR tests	1,617,180
Serology (antibody) tests	80,525
Antigen tests	728,148

<b>Total tests</b>	<b>2,425,853</b>
--------------------	------------------

▶ [Getting tested for COVID-19](#)

---

## Prevention and Guidance for Individuals and the Community

▶ [Preventive steps to take, recommendations, guidance and general information on COVID-19](#)

Get COVID-19 e-mail updates daily with our free newsletter:

Last reviewed on Mar 5,

2020

[error on this](#)

[email page](#)

[print](#)

### *Related resources*

- ▶ [IT IS REAL: COVID-19 as Told by Survivors](#)
- ▶ [Free COVID-19 Testing and Local Testing Providers](#)
- ▶ [COVID-19 Guidance and Prevention for Individuals and the Community](#)  
Updated December 22, 2020

### *More topics*

- ▶ [\[ Espanol, Tieng Viet, ASL \]](#)
- ▶ [County Data](#)
- ▶ [Diagnostic Testing EUA](#)
- ▶ [Handouts and Posters](#)
- ▶ [Healthcare Professionals](#)
- ▶ [Interactive Maps and Charts](#)
- ▶ [Prevention and Safety Guidance](#)
- ▶ [School Cases and Outbreaks](#)
- ▶ [Statewide COVID-19 Data](#)
- ▶ [Testing for COVID-19](#)
- ▶ [Vaccination Against COVID-19](#)

---

# COVID-19 Vaccinations

Latest information

Questions and answers

Mississippi Vaccination Report

Now vaccination Mississippians with chronic health conditions,  
adults 65 and over, and healthcare workers.

[FULL INFORMATION](#)

#### AGENCY

[About Us](#)

[Administration](#)

[Board of Health](#)

[County Offices](#)

[Institutional Review](#)

[Jobs](#)

[Locations](#)

[Public Health Laboratory](#)

[RFPs/Grants](#)

[More »](#)

---

[Intranet](#)

[OHIT+ER Service Center](#)

[Webmail](#)

## **INFORMATION**

---

[Apps](#)

[Calendar of Events](#)

[Contact Us](#)

[Meetings](#)

[Health Resources](#)

[Hotlines](#)

[Locations](#)

[News](#)

[Newsletter](#)

[Phone Numbers](#)

[Español](#)

## **I NEED A ...**

---

[Birth Certificate](#)

[Certificate of Need](#)

[Children's Health Insurance](#)

[Complaint Form](#)

[Criminal History Check](#)

[Death Certificate](#)

[Divorce Record](#)

[Food Permit](#)

[Immunization Record](#)

[J-1 Visa](#)

[License Verification](#)

[Marriage Record](#)

[Professional License](#)

[Public Records Request](#)

[Wastewater Application](#)

## **PUBLICATIONS**

---

[Annual Report](#)

[CON Weekly Reports](#)

[Health Facilities Directory](#)

[Mississippi Morbidity Reports](#)

[Public Health Report](#)

[State Health Plan](#)

[Strategic Plan](#)

[More »](#)

Mississippi State Department of Health • 570 East Woodrow Wilson Dr • Jackson, MS 39216 • 866-HLTHY4U • [Contact and information](#)

