

Menu



## Coronavirus Disease 2019 (COVID-19)

Updated February 26, 2021

Mississippi COVID-19 Hotline (7 days a week, 7 a.m.–7 p.m.): **877-978-6453**

## General Information

- ▶ [COVID-19 vaccinations and Mississippi vaccination summary](#)
- ▶ [COVID-19 overview, questions and answers, and other resources](#)
- ▶ [COVID-19 and You: Video Q & A with State Health Officer Dr. Thomas Dobbs](#)
- ▶ [ASL, Spanish and Vietnamese materials](#)

## Healthcare Professionals

Guidance and more →

- ▶ [Healthcare guidance](#)
- ▶ [Electronic reporting](#)
- ▶ [Vaccine providers](#)
- ▶ [Specimens](#)
- ▶ [Lab dropoff](#)
- ▶ [Facilities guidance](#)
- ▶ [MS-HAN Alerts](#)

### [ALL HEALTHCARE](#)

## Current Cases and Statistics

County and state data →

- ▶ [Today's update](#)
- ▶ [State data and reports](#)
- ▶ [County data](#)
- ▶ [Charts and maps](#)
- ▶ [Hospitalizations](#)
- ▶ [Lab testing](#)
- ▶ [Recoveries](#)

## ALL STATISTICS

### Prevention, Testing and Guidance

Personal and community →

- ▶ [Getting tested](#)
- ▶ [Personal protection](#)
- ▶ [Gatherings and events](#)
- ▶ [Business and community](#)
- ▶ [School guidelines](#)
- ▶ [State agencies](#)
- ▶ [Vaccinations](#)

## ALL GUIDANCE

**Home isolation is mandatory if you have tested positive for COVID-19** by [order of the State Health Officer](#). (If you are awaiting results of routine testing *not* related to exposure, you may [return to work](#) and follow the safety guidance of your employer.)

**Quarantine is mandatory for household members** of someone who has COVID-19. Home quarantine permits working under certain circumstances.

[More about isolation and quarantine »](#)

## COVID-19 in Mississippi

### New Cases and Deaths as of February 25

#### NEW CASES

**731**

New COVID-19 positive test results reported to MSDH as of 3 p.m. yesterday.

#### TOTAL MISSISSIPPI CASES

**293,542**

▶ [Totals by county](#)

## NEW DEATHS

25

New COVID-19 related deaths reported to MSDH as of 3 p.m. yesterday.

Twelve deaths occurred between February 22 and February 24 in the counties below.

▶ [County list](#)

Thirteen COVID-19 related deaths occurred between December 28 and February 17, identified from death certificate reports.

▶ [County list](#)

## TOTAL MISSISSIPPI DEATHS

6,638

## LTC OUTBREAKS

76

Current outbreaks in long-term care (LTC) facilities only. (See [LTC facility outbreak definition](#).)

▶ [Cases by county](#)

**About our case counts:** We currently update our case totals each day based on test results from the previous day. Outside laboratories also report positive test results to us, which are included in our totals. Multiple positive tests for the same individual are counted only once. County case numbers and deaths may change as investigation finds new or additional information.

## Statewide COVID-19 Data and Reports

▶ [K-12 School Reports](#)

Weekly COVID-19 cases, outbreaks and exposure reported by Mississippi schools

▶ [Long-Term Care Facility and Residential Care Facility COVID-19 Reports](#)

Data reported directly to MSDH by the facility; cases and deaths in these reports may not yet be included in our totals of lab-reported cases.

▶ [Ongoing Outbreaks in Nursing Homes](#)

A wide variety of data from the Centers for Medicare and Medicaid (CMS)

▶ [Deaths from COVID-19 and Other Causes](#) PDF

Provisional counts by week of deaths from COVID-19, pneumonia/influenza, and heart disease

▶ [Laboratory Testing](#)

Number and type of COVID-19 tests performed

▶ [Mississippi COVID-19 Vaccination Report](#) PDF

Vaccinations distributed and administered as reported to MSDH by vaccination providers

▶ [Statewide data charts](#)

## County COVID-19 Data

### Race and Ethnicity

▶ [Total COVID-19 cases and deaths by county, race and ethnicity](#) PDF

Current and past data tables, updated daily

### Data Snapshots for Individual Counties

▶ [Weekly COVID-19 snapshots for each Mississippi county](#)

### High Cases and Incidence

▶ [Map of Mississippi counties by 7-day incidence](#)

▶ [Table of counties ranked by weekly cases and incidence](#)

### Cumulative Cases and Deaths by County

Totals of all reported COVID-19 cases, including those in long-term care (LTC) facilities.

**The numbers in this table are provisional.** County case numbers and deaths may change as investigation finds new or additional information. The data provided below is the most current available.

County	Total Cases	Total Deaths	Total LTC Facility Cases	Total LTC Facility Deaths
<a href="#">Adams</a>	2333	77	72	15
<a href="#">Alcorn</a>	2907	60	130	20
<a href="#">Amite</a>	1109	32	55	7
<a href="#">Attala</a>	2063	69	175	36
<a href="#">Benton</a>	933	24	45	10
<a href="#">Bolivar</a>	4599	121	232	31
<a href="#">Calhoun</a>	1571	28	36	4
<a href="#">Carroll</a>	1179	23	51	9
<a href="#">Chickasaw</a>	2008	51	60	15
<a href="#">Choctaw</a>	695	16	1	0
<a href="#">Claiborne</a>	979	29	45	9
<a href="#">Clarke</a>	1689	71	123	31
<a href="#">Clay</a>	1782	50	38	5
<a href="#">Coahoma</a>	2763	67	129	11
<b>Total</b>	<b>293,542</b>	<b>6,638</b>	<b>10,387</b>	<b>1,946</b>

County	Total Cases	Total Deaths	Total LTC Facility Cases	Total LTC Facility Deaths
Copiah	2760	57	81	11
Covington	2482	78	136	39
De Soto	19601	229	113	24
Forrest	7159	136	226	51
Franklin	756	19	39	4
George	2311	45	59	7
Greene	1272	33	52	6
Grenada	2462	77	155	32
Hancock	3416	74	68	14
Harrison	16569	277	483	65
Hinds	18712	386	806	130
Holmes	1817	70	104	20
Humphreys	924	27	34	8
Issaquena	167	6	0	0
Itawamba	2890	72	134	23
Jackson	12483	219	236	34
Jasper	2127	44	43	2
Jefferson	619	27	40	7
Jefferson Davis	1012	31	8	1
Jones	7914	146	219	41
Kemper	896	23	44	9
Lafayette	5716	113	187	55
Lamar	5858	80	53	13
Lauderdale	6798	226	442	99
Lawrence	1195	21	27	2
Leake	2521	71	88	15
Lee	9671	160	222	41
Leflore	3363	118	237	52
Lincoln	3491	100	185	38
Lowndes	6014	137	256	62
Madison	9420	196	365	69
Marion	2515	78	158	24
Marshall	4003	92	64	15
<b>Total</b>	<b>293,542</b>	<b>6,638</b>	<b>10,387</b>	<b>1,946</b>

County	Total Cases	Total Deaths	Total LTC Facility Cases	Total LTC Facility Deaths
Monroe	3981	126	190	55
Montgomery	1213	38	54	9
Neshoba	3777	167	203	58
Newton	2263	52	87	15
Noxubee	1228	29	35	6
Oktibbeha	4403	91	222	36
Panola	4283	92	102	13
Pearl River	4138	128	187	35
Perry	1214	34	21	7
Pike	2991	93	132	34
Pontotoc	4080	68	86	12
Prentiss	2688	58	99	15
Quitman	771	14	0	0
Rankin	12637	263	392	61
Scott	2928	68	115	18
Sharkey	488	17	43	8
Simpson	2727	78	158	20
Smith	1524	31	65	8
Stone	1718	29	84	14
Sunflower	3173	85	121	20
Tallahatchie	1700	39	50	7
Tate	3015	74	80	19
Tippah	2761	65	119	13
Tishomingo	2119	65	102	27
Tunica	988	23	18	2
Union	3936	73	131	23
Walthall	1236	40	69	13
Warren	4122	113	169	37
Washington	5182	129	191	39
Wayne	2515	41	69	11
Webster	1100	30	61	11
Wilkinson	622	26	25	5
Winston	2213	75	130	39
<b>Total</b>	<b>293,542</b>	<b>6,638</b>	<b>10,387</b>	<b>1,946</b>

County	Total Cases	Total Deaths	Total LTC Facility Cases	Total LTC Facility Deaths
<a href="#">Yalobusha</a>	1435	36	82	22
<a href="#">Yazoo</a>	2849	62	139	18
<b>Total</b>	<b>293,542</b>	<b>6,638</b>	<b>10,387</b>	<b>1,946</b>

## Case Classifications

Mississippi investigates and reports both probable and confirmed cases and deaths according to the [CSTE case definition](#).

	Confirmed	Probable	Total
Cases	182,337	111,205	<b>293,542</b>
Deaths	4,650	1,988	<b>6,638</b>

Confirmed cases and deaths are generally determined by positive PCR tests, which detect the presence of ongoing coronavirus infection.

Probable cases are those who test positive by other testing methods such as antibody or antigen, and have recent symptoms consistent with COVID-19, indicating a recent infection.

Probable deaths are those individuals with a designation of COVID-19 as a cause of death on the death certificate, but where no confirmatory testing was performed.

---

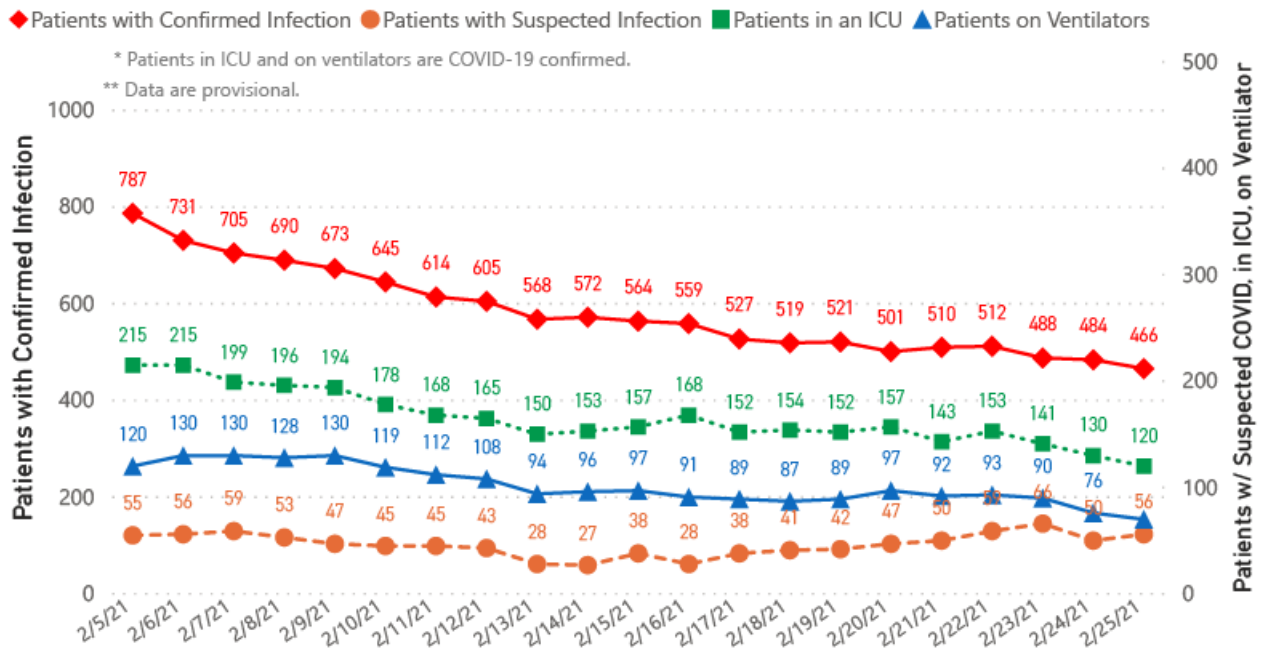
## Mississippi COVID-19 Data Charts and Maps

All data reports below are updated as they become available.

## Hospitalizations and Bed Availability

▶ [View interactive hospitalization charts](#)

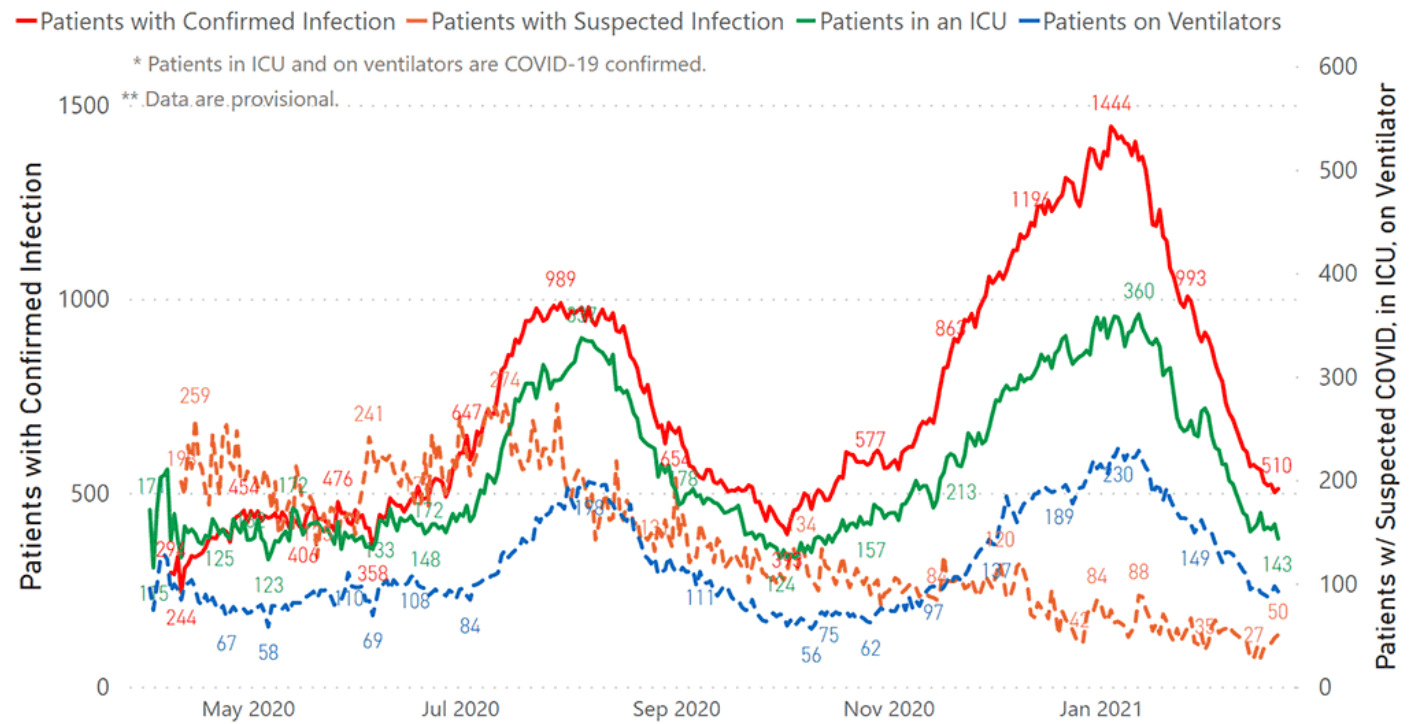
## COVID-19 Hospitalizations Reported by MS Hospitals, 2/5/21 - 2/25/21 \*,\*\*



### Hospitalization and ICU Use to Date

Updated weekly

## COVID-19 Hospitalizations Trends, Reported by MS Hospitals as of 2/21/21 \*,\*\*



### Daily Case Maps

[View all interactive maps](#)

### Recent COVID-19 Activity



The chart below shows counties according to COVID-19 incidence (cases by population) over the last 7 days. Also see [weekly county incidence tables](#)

### Mississippi COVID-19 Cases Incidence Rate \* as of February 25, 2021

## Mississippi

7 Day Average  
New Cases

**521.4**

7 Day Average  
Incidence Rate \*

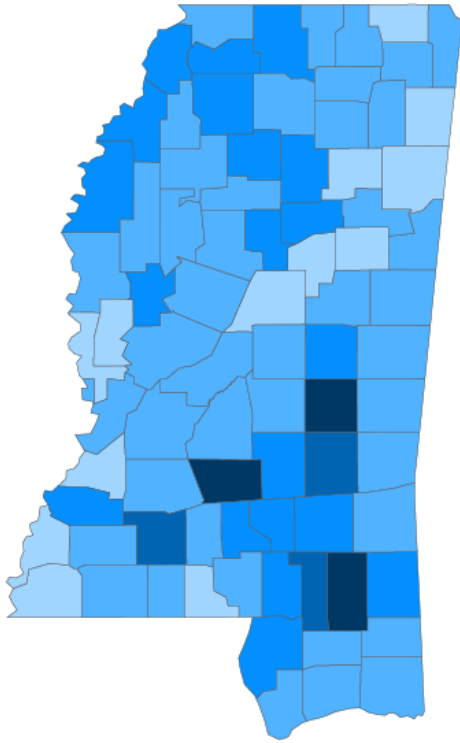
**17.5**

Cumulative Cases

**293,542**

2019 Estimated Population

**2,976,148**



● <10.0 ● 10.0 to 20.0 ● 20.0 to 30.0 ● 30.0 to 40.0 ● >40.0

\* Based on average daily new cases of past 7 days per 100,000 population.

County	Incidence Rate	New Cases (7-Day Avg)	2019 Est. Population	Mask Mandate Status	Mask Mandate Started	Mask Mandate Ended
Perry	51.3	6.1	11,973	Active	11/24/20	
Simpson	46.1	12.3	26,658	None		
Newton	42.1	8.9	21,018	None		
Forrest	35.9	26.9	74,896	Active	10/19/20	
Lincoln	32.6	11.1	34,153	Active	11/24/20	
Jasper	31.4	5.1	16,383	None		
Jones	29.8	20.3	68,098	Active	11/24/20	
Pearl River	29.6	16.4	55,535	None		
Coahoma	29.1	6.4	22,124	None		
Lamar	28.6	18.1	63,343	Active	10/19/20	

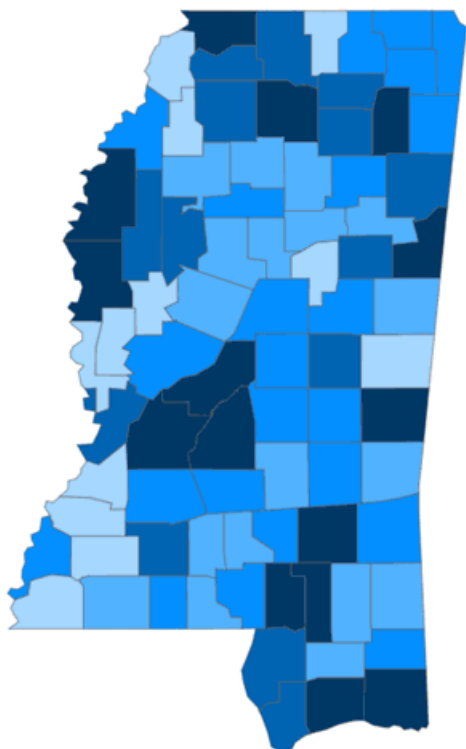
### Cumulative COVID-19 Cases

Total cases and deaths by county since the start of the pandemic. Also see [weekly estimate of recoveries](#)

Mississippi COVID-19  
Cases and Deaths by Race with Ethnicity  
as of 3 pm CT, February 25, 2021

# Mississippi

Total Cases  
**293,542**



● 1 to 1000 ● 1001 to 2000 ● 2001 to 3000 ● 3001 to 4500 ● >4500

	American Indian or Alaska Native	Asian	Black	White	Other	Unknown
Non Hispanic	1,183	1,056	79,184	112,289	2,891	2,437
Hispanic	58	33	404	1,873	3,371	674
Unknown Ethnicity	1,002	329	17,395	26,481	7,074	35,808

Total Deaths  
**6,638**

	American Indian or Alaska Native	Asian	Black	White	Other	Unknown
Non Hispanic	85	11	2,269	3,034	39	15
Hispanic	1	0	7	28	18	2
Unknown Ethnicity	25	7	347	536	63	151

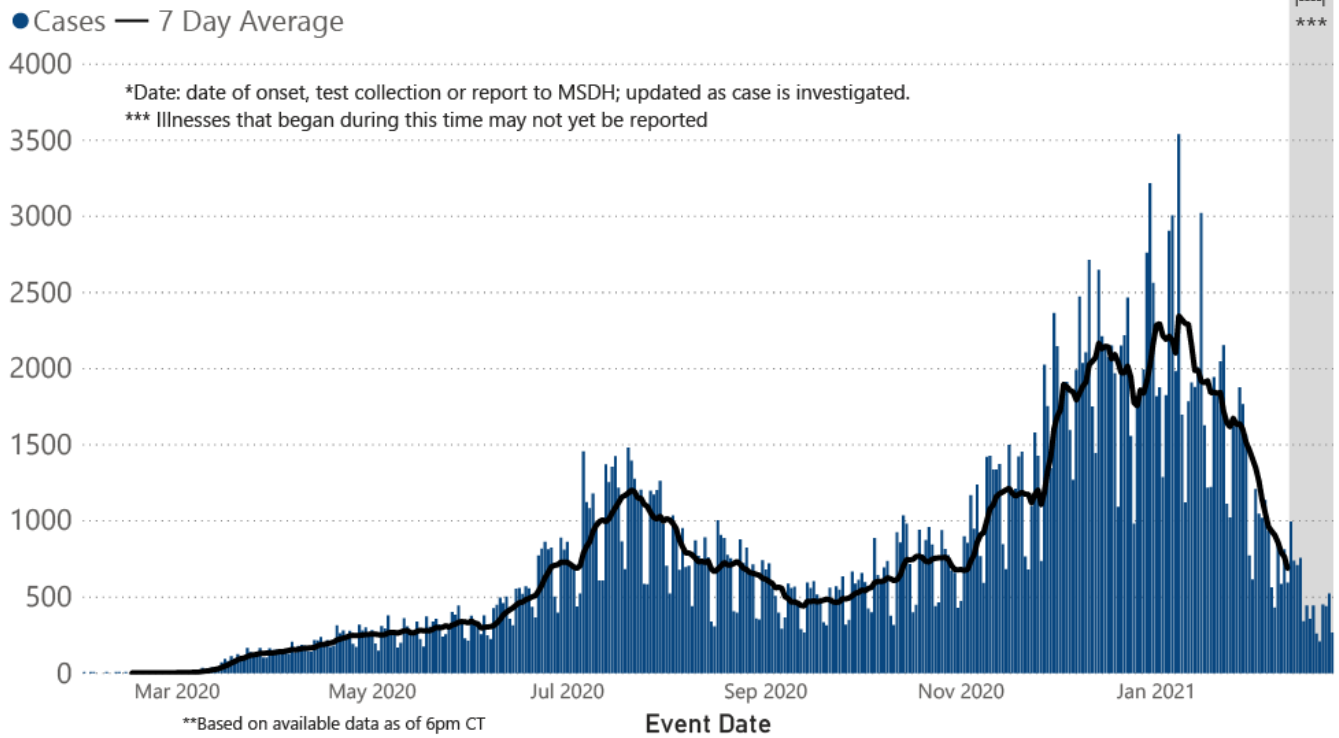
## Daily Statewide Data Charts

Our state case map and other data charts are also available in interactive form.

▶ [View interactive epidemiological and surveillance charts](#)

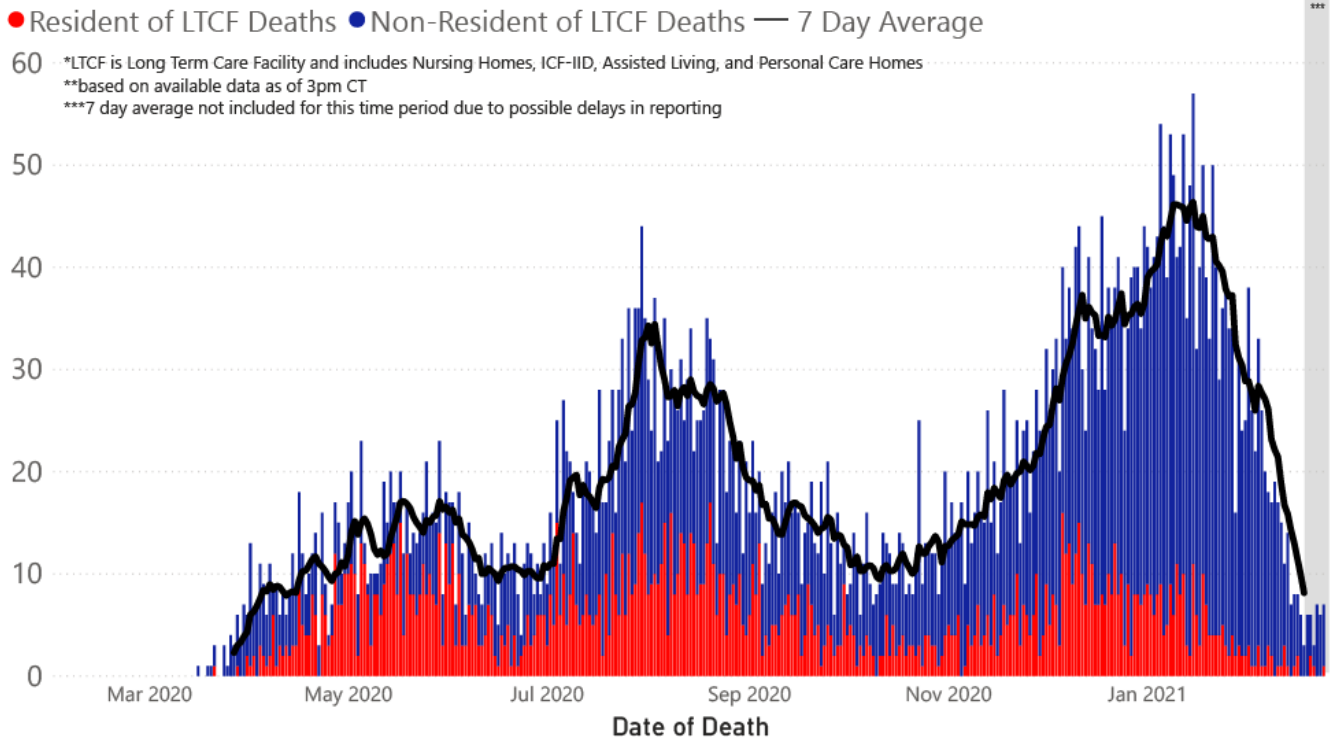
The charts below are based on available data at the time of publication. Charts do **not** include cases where insufficient details of the case are known.

## COVID-19 Cases by Date\* through February 25, 2021\*\*, Mississippi



**Note:** Values up to two weeks in the past on the chart of Cases by Date above can change as we update it with new information from disease investigation.

## COVID-19 LTCF\* and Non-LTCF Deaths by Date of Death through February 25, 2021\*\*, Mississippi



## Weekly Statewide Data Charts

Includes:

- Cases, deaths and hospitalizations, analyzed by age, race/ethnicity, gender and other factors

- MIS-C cases and deaths
- Counties with high COVID-19 cases and incidence
- Syndromic surveillance

▶ [All weekly charts](#)

## Estimated Recoveries

Presumed COVID-19 cases recovered, estimated weekly (does not include cases still under investigation).

### COVID-19 Presumed Recovered Cases through February 22, 2021, Mississippi

**273,437**  
Presumed Recovered\*

\*Reflects Provisional Estimates. Presumed Recovered if:

- 1) It has been 14 days or more since the case tested positive, if they were not hospitalized
- 2) It has been 21 days or more since the case tested positive, if they were hospitalized or hospitalization was unknown.

All deaths excluded. Presumed recovered counts will be updated weekly.

## U.S. and World Cases

- ▶ [COVID-19 cases in the United States \(CDC\)](#)
- ▶ [U.S. COVID-19 Tracker \(CDC\)](#)
- ▶ [COVID-19 Global Case Map \(Johns Hopkins University\)](#)

## COVID-19 Testing

### Statewide Combined Testing as of February 21

COVID-19 testing providers around the state include commercial laboratories, hospital labs and the MSDH Public Health Laboratory results from all these sources are combined in the table below. (Updated weekly) **NOTE:** MSDH Public Health Lab data is no longer reported separately.

**PCR** testing detects current, active COVID-19 infection in an individual.

**Antibody** (serology) testing identifies individuals with past COVID-19 infection based on antibodies they develop one to three weeks after infection.

**Antigen** testing is another way to identify current COVID-19 infection.

PCR tests	1,617,180
Serology (antibody) tests	80,525
Antigen tests	728,148
<b>Total tests</b>	<b>2,425,853</b>

▶ [Getting tested for COVID-19](#)

---

## Prevention and Guidance for Individuals and the Community

▶ [Preventive steps to take, recommendations, guidance and general information on COVID-19](#)

Get COVID-19 e-mail updates daily with our free newsletter:



Last reviewed on Mar 5,

2020

[error on this](#)

[email page](#)

[print](#)

### *Related resources*

- ▶ [IT IS REAL: COVID-19 as Told by Survivors](#)
- ▶ [Free COVID-19 Testing and Local Testing Providers](#)
- ▶ [COVID-19 Guidance and Prevention for Individuals and the Community](#)

Updated December 22, 2020

### *More topics*

- ▶ [\[ Espanol, Tieng Viet, ASL \]](#)
- ▶ [County Data](#)
- ▶ [Diagnostic Testing EUA](#)
- ▶ [Handouts and Posters](#)
- ▶ [Healthcare Professionals](#)
- ▶ [Interactive Maps and Charts](#)
- ▶ [Prevention and Safety Guidance](#)
- ▶ [School Cases and Outbreaks](#)
- ▶ [Statewide COVID-19 Data](#)
- ▶ [Testing for COVID-19](#)
- ▶ [Vaccination Against COVID-19](#)

# COVID-19 Vaccinations

Latest information

Questions and answers

Mississippi Vaccination Report

Now vaccination Mississippians with chronic health conditions,  
adults 65 and over, and healthcare workers.

[FULL INFORMATION](#)

## **AGENCY**

[About Us](#)

[Administration](#)

[Board of Health](#)

[County Offices](#)

[Institutional Review](#)

[Jobs](#)

[Locations](#)

[Public Health Laboratory](#)

[RFPs/Grants](#)

[More »](#)

[Intranet](#)

[OHIT+ER Service Center](#)

[Webmail](#)

## **INFORMATION**

[Apps](#)

[Calendar of Events](#)

[Contact Us](#)

[Meetings](#)

[Health Resources](#)

[Hotlines](#)

[Locations](#)

[News](#)

[Newsletter](#)

[Phone Numbers](#)

[Español](#)

## **I NEED A ...**

[Birth Certificate](#)

[Certificate of Need](#)

[Children's Health Insurance](#)

[Complaint Form](#)

Criminal History Check  
Death Certificate  
Divorce Record  
Food Permit  
Immunization Record  
J-1 Visa  
License Verification  
Marriage Record  
Professional License  
Public Records Request  
Wastewater Application

#### **PUBLICATIONS**

Annual Report  
CON Weekly Reports  
Health Facilities Directory  
Mississippi Morbidity Reports  
Public Health Report  
State Health Plan  
Strategic Plan  
*More »*

Mississippi State Department of Health • 570 East Woodrow Wilson Dr • Jackson, MS 39216 • 866-HLTHY4U • Contact and information

