

Menu



## Coronavirus Disease 2019 (COVID-19)

Updated February 28, 2021

Mississippi COVID-19 Hotline (7 days a week, 7 a.m.–7 p.m.): **877-978-6453**

## General Information

- ▶ [COVID-19 vaccinations and Mississippi vaccination summary](#)
- ▶ [COVID-19 overview, questions and answers, and other resources](#)
- ▶ [COVID-19 and You: Video Q & A with State Health Officer Dr. Thomas Dobbs](#)
- ▶ [ASL, Spanish and Vietnamese materials](#)

## Healthcare Professionals

Guidance and more →

- ▶ [Healthcare guidance](#)
- ▶ [Electronic reporting](#)
- ▶ [Vaccine providers](#)
- ▶ [Specimens](#)
- ▶ [Lab dropoff](#)
- ▶ [Facilities guidance](#)
- ▶ [MS-HAN Alerts](#)

### [ALL HEALTHCARE](#)

## Current Cases and Statistics

County and state data →

- ▶ [Today's update](#)
- ▶ [State data and reports](#)
- ▶ [County data](#)
- ▶ [Charts and maps](#)
- ▶ [Hospitalizations](#)
- ▶ [Lab testing](#)
- ▶ [Recoveries](#)

## ALL STATISTICS

### Prevention, Testing and Guidance

Personal and community →

- ▶ [Getting tested](#)
- ▶ [Personal protection](#)
- ▶ [Gatherings and events](#)
- ▶ [Business and community](#)
- ▶ [School guidelines](#)
- ▶ [State agencies](#)
- ▶ [Vaccinations](#)

## ALL GUIDANCE

**Home isolation is mandatory if you have tested positive for COVID-19** by [order of the State Health Officer](#). (If you are awaiting results of routine testing *not* related to exposure, you may [return to work](#) and follow the safety guidance of your employer.)

**Quarantine is mandatory for household members** of someone who has COVID-19. Home quarantine permits working under certain circumstances.

[More about isolation and quarantine »](#)

## COVID-19 in Mississippi

### New Cases and Deaths as of February 27

#### NEW CASES

**704**

New COVID-19 positive test results reported to MSDH as of 3 p.m. yesterday.

#### TOTAL MISSISSIPPI CASES

**294,795**

▶ [Totals by county](#)

## NEW DEATHS

12

New COVID-19 related deaths reported to MSDH as of 3 p.m. yesterday.

Nine deaths occurred between February 23 and February 27 in the counties below.

▶ [County list](#)

Three COVID-19 related deaths occurred between February 4 and February 22, identified from death certificate reports.

▶ [County list](#)

---

## TOTAL MISSISSIPPI DEATHS

6,681

## LTC OUTBREAKS

70

Current outbreaks in long-term care (LTC) facilities only. (See [LTC facility outbreak definition](#).)

▶ [Cases by county](#)

**About our case counts:** We currently update our case totals each day based on test results from the previous day. Outside laboratories also report positive test results to us, which are included in our totals. Multiple positive tests for the same individual are counted only once. County case numbers and deaths may change as investigation finds new or additional information.

## Statewide COVID-19 Data and Reports

- ▶ [K-12 School Reports](#)  
Weekly COVID-19 cases, outbreaks and exposure reported by Mississippi schools
- ▶ [Long-Term Care Facility and Residential Care Facility COVID-19 Reports](#)  
Data reported directly to MSDH by the facility; cases and deaths in these reports may not yet be included in our totals of lab-reported cases.
- ▶ [Ongoing Outbreaks in Nursing Homes](#)  
A wide variety of data from the Centers for Medicare and Medicaid (CMS)
- ▶ [Deaths from COVID-19 and Other Causes](#) PDF  
Provisional counts by week of deaths from COVID-19, pneumonia/influenza, and heart disease
- ▶ [Laboratory Testing](#)  
Number and type of COVID-19 tests performed
- ▶ [Mississippi COVID-19 Vaccination Report](#) PDF

Vaccinations distributed and administered as reported to MSDH by vaccination providers

▶ [Statewide data charts](#)

## County COVID-19 Data

### Race and Ethnicity

▶ [Total COVID-19 cases and deaths by county, race and ethnicity](#) PDF  
Current and past data tables, updated daily

### Data Snapshots for Individual Counties

▶ [Weekly COVID-19 snapshots for each Mississippi county](#)

### High Cases and Incidence

▶ [Map of Mississippi counties by 7-day incidence](#)  
▶ [Table of counties ranked by weekly cases and incidence](#)

### Cumulative Cases and Deaths by County

Totals of all reported COVID-19 cases, including those in long-term care (LTC) facilities.

**The numbers in this table are provisional.** County case numbers and deaths may change as investigation finds new or additional information. The data provided below is the most current available.

County	Total Cases	Total Deaths
<a href="#">Adams</a>	2342	77
<a href="#">Alcorn</a>	2917	61
<a href="#">Amite</a>	1113	33
<a href="#">Attala</a>	2065	69
<a href="#">Benton</a>	933	24
<a href="#">Bolivar</a>	4608	123
<a href="#">Calhoun</a>	1578	28
<a href="#">Carroll</a>	1181	25
<a href="#">Chickasaw</a>	2011	51
<a href="#">Choctaw</a>	695	16
<a href="#">Claiborne</a>	984	29
<a href="#">Clarke</a>	1693	71
<a href="#">Clay</a>	1791	50
<a href="#">Coahoma</a>	2775	68
<b>Total</b>	<b>294,795</b>	<b>6,681</b>

County	Total Cases	Total Deaths
Copiah	2777	57
Covington	2488	79
De Soto	19660	230
Forrest	7204	136
Franklin	760	19
George	2317	45
Greene	1276	33
Grenada	2473	77
Hancock	3469	74
Harrison	16679	278
Hinds	18785	386
Holmes	1818	70
Humphreys	928	27
Issaquena	167	6
Itawamba	2896	75
Jackson	12575	226
Jasper	2132	45
Jefferson	623	27
Jefferson Davis	1017	31
Jones	7945	146
Kemper	901	23
Lafayette	5730	113
Lamar	5876	80
Lauderdale	6833	226
Lawrence	1202	21
Leake	2524	71
Lee	9683	160
Leflore	3374	118
Lincoln	3539	102
Lowndes	6021	137
Madison	9448	199
Marion	2525	78
<b>Total</b>	<b>294,795</b>	<b>6,681</b>

County	Total Cases	Total Deaths
Marshall	4031	92
Monroe	3988	126
Montgomery	1222	38
Neshoba	3800	168
Newton	2294	52
Noxubee	1228	29
Oktibbeha	4409	93
Panola	4303	94
Pearl River	4159	130
Perry	1216	34
Pike	3000	95
Pontotoc	4087	69
Prentiss	2697	58
Quitman	771	14
Rankin	12675	264
Scott	2936	70
Sharkey	488	17
Simpson	2747	78
Smith	1527	31
Stone	1724	29
Sunflower	3183	86
Tallahatchie	1705	39
Tate	3024	74
Tippah	2785	65
Tishomingo	2121	65
Tunica	990	23
Union	3951	74
Walthall	1241	40
Warren	4126	114
Washington	5218	130
Wayne	2537	41
Webster	1106	30
Wilkinson	624	26
<b>Total</b>	<b>294,795</b>	<b>6,681</b>

County	Total Cases	Total Deaths
Winston	2216	75
Yalobusha	*1448	36
Yazoo	2887	62
<b>Total</b>	<b>294,795</b>	<b>6,681</b>

\* **Note:** One death previously reported in Yalobusha County should have been included in Panola County's total.

## Case Classifications

Mississippi investigates and reports both probable and confirmed cases and deaths according to the [CSTE case definition](#).

	Confirmed	Probable	Total
Cases	182,857	111,938	<b>294,795</b>
Deaths	4,672	2,009	<b>6,681</b>

Confirmed cases and deaths are generally determined by positive PCR tests, which detect the presence of ongoing coronavirus infection.

Probable cases are those who test positive by other testing methods such as antibody or antigen, and have recent symptoms consistent with COVID-19, indicating a recent infection.

Probable deaths are those individuals with a designation of COVID-19 as a cause of death on the death certificate, but where no confirmatory testing was performed.

---

## Mississippi COVID-19 Data Charts and Maps

All data reports below are updated as they become available.

## Hospitalizations and Bed Availability

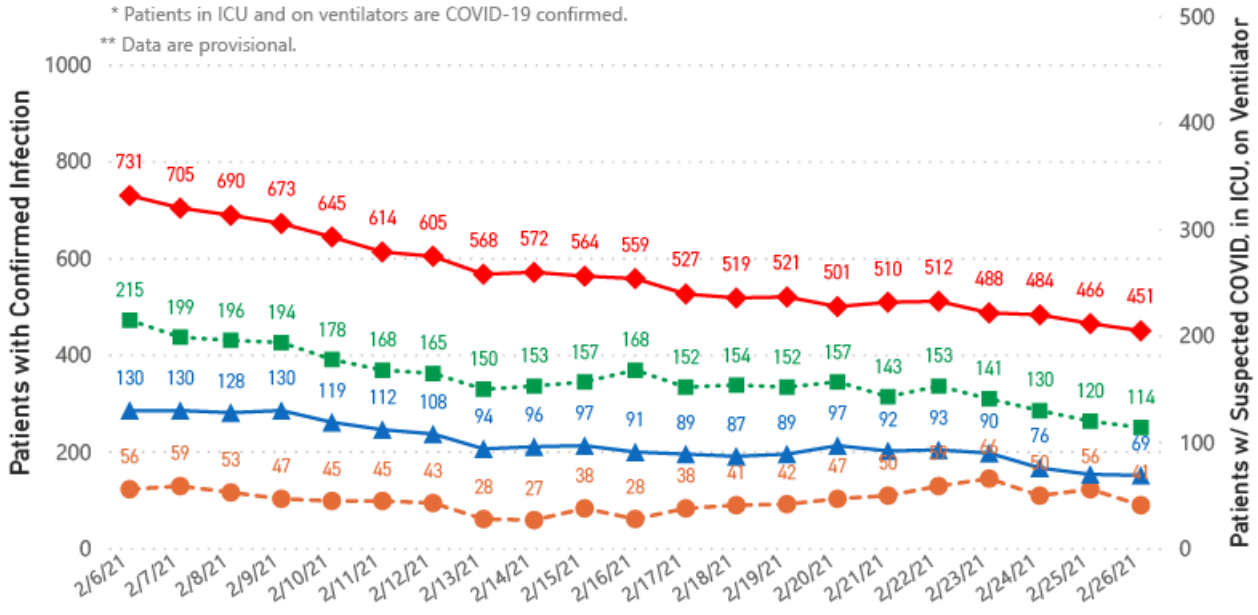
▶ [View interactive hospitalization charts](#)

## COVID-19 Hospitalizations Reported by MS Hospitals, 2/6/21 - 2/26/21 \*,\*\*

◆ Patients with Confirmed Infection ● Patients with Suspected Infection ■ Patients in an ICU ▲ Patients on Ventilators

\* Patients in ICU and on ventilators are COVID-19 confirmed.

\*\* Data are provisional.



## Hospitalization and ICU Use to Date

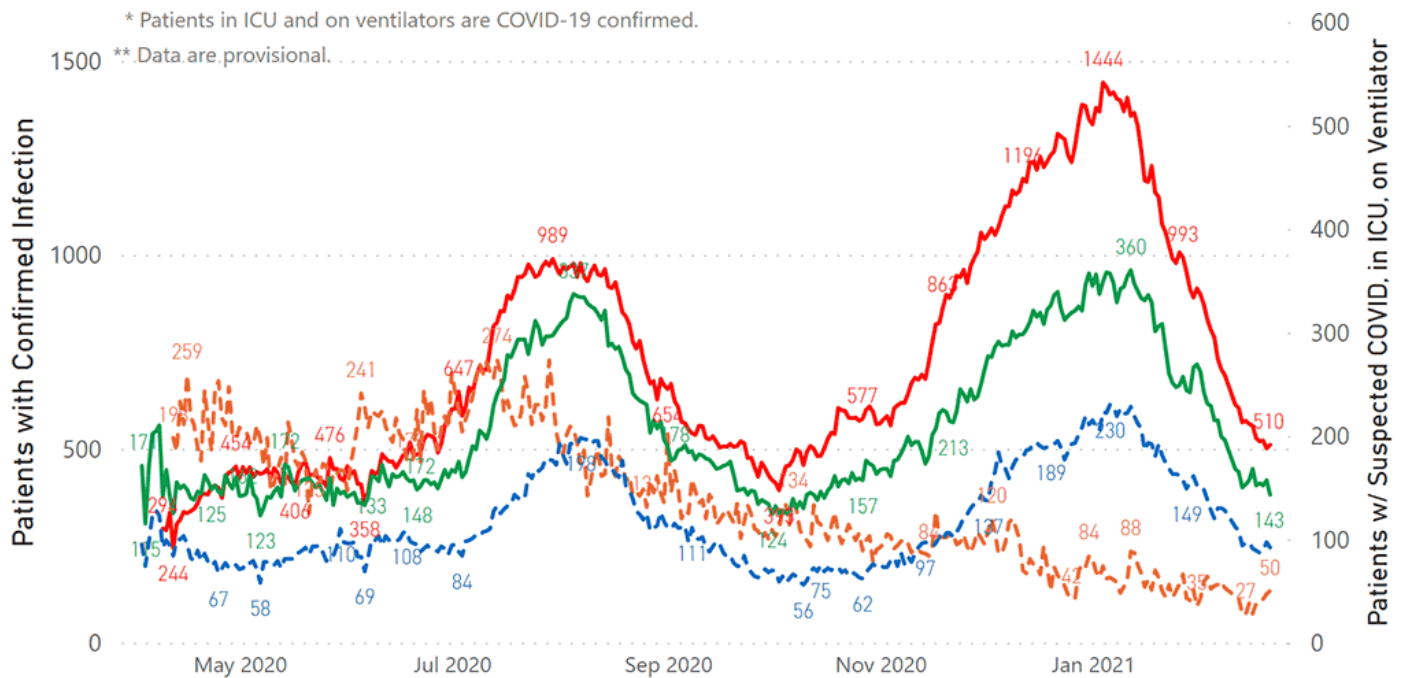
Updated weekly

## COVID-19 Hospitalizations Trends, Reported by MS Hospitals as of 2/21/21 \*,\*\*

— Patients with Confirmed Infection — Patients with Suspected Infection — Patients in an ICU — Patients on Ventilators

\* Patients in ICU and on ventilators are COVID-19 confirmed.

\*\* Data are provisional.



## Daily Case Maps

▶ [View all interactive maps](#)

## Recent COVID-19 Activity



The chart below shows counties according to COVID-19 incidence (cases by population) over the last 7 days. Also see [weekly county incidence tables](#)

### Mississippi COVID-19 Cases Incidence Rate \* as of February 26, 2021

## Mississippi

7 Day Average  
New Cases

**549.9**

7 Day Average  
Incidence Rate \*

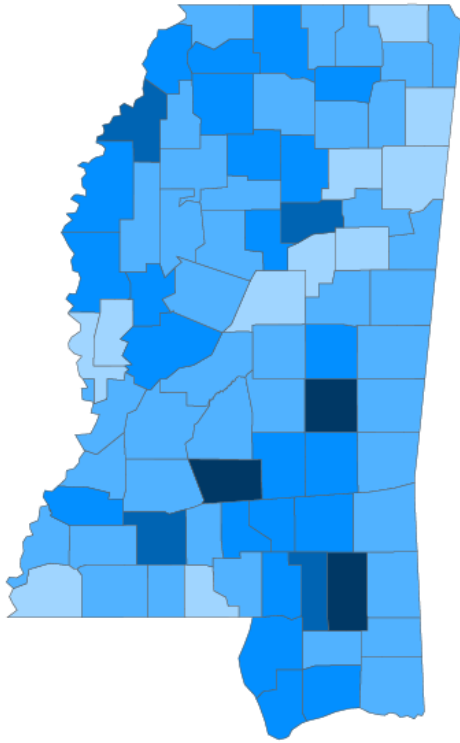
**18.5**

Cumulative Cases

**294,092**

2019 Estimated Population

**2,976,148**



● <10.0 ● 10.0 to 20.0 ● 20.0 to 30.0 ● 30.0 to 40.0 ● >40.0

\* Based on average daily new cases of past 7 days per 100,000 population.

County	Incidence Rate	New Cases (7-Day Avg)	2019 Est. Population	Mask Mandate Status	Mask Mandate Started	Mask Mandate Ended
Simpson	48.8	13.0	26,658	None		
Perry	46.5	5.6	11,973	Active	11/24/20	
Newton	46.2	9.7	21,018	None		
Lincoln	38.5	13.1	34,153	Active	11/24/20	
Forrest	37.2	27.9	74,896	Active	10/19/20	
Coahoma	32.9	7.3	22,124	None		
Webster	31.0	3.0	9,689	None		
Jones	28.9	19.7	68,098	Active	11/24/20	
Humphreys	28.3	2.3	8,064	Active	11/11/20	
Jefferson	28.2	3.1	11,128	Active	11/24/20	

### Cumulative COVID-19 Cases

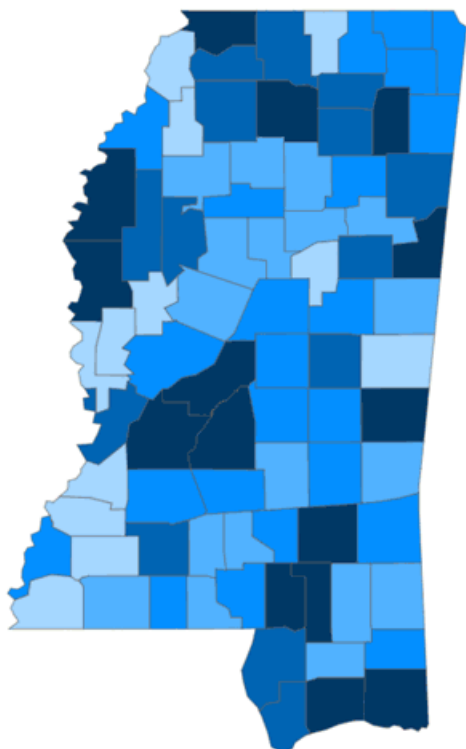
Total cases and deaths by county since the start of the pandemic. Also see [weekly estimate of recoveries](#)

Mississippi COVID-19  
Cases and Deaths by Race with Ethnicity  
as of 3 pm CT, February 26, 2021

# Mississippi

## Total Cases

294,091



	American Indian or Alaska Native	Asian	Black	White	Other	Unknown
Non Hispanic	1,185	1,058	79,341	112,555	2,894	2,437
Hispanic	58	34	406	1,880	3,379	677
Unknown Ethnicity	1,004	328	17,406	26,503	7,079	35,867

## Total Deaths

6,669

	American Indian or Alaska Native	Asian	Black	White	Other	Unknown
Non Hispanic	85	11	2,276	3,054	39	15
Hispanic	1	1	7	28	19	2
Unknown Ethnicity	25	7	348	537	63	151

● 1 to 1000 ● 1001 to 2000 ● 2001 to 3000 ● 3001 to 4500 ● >4500

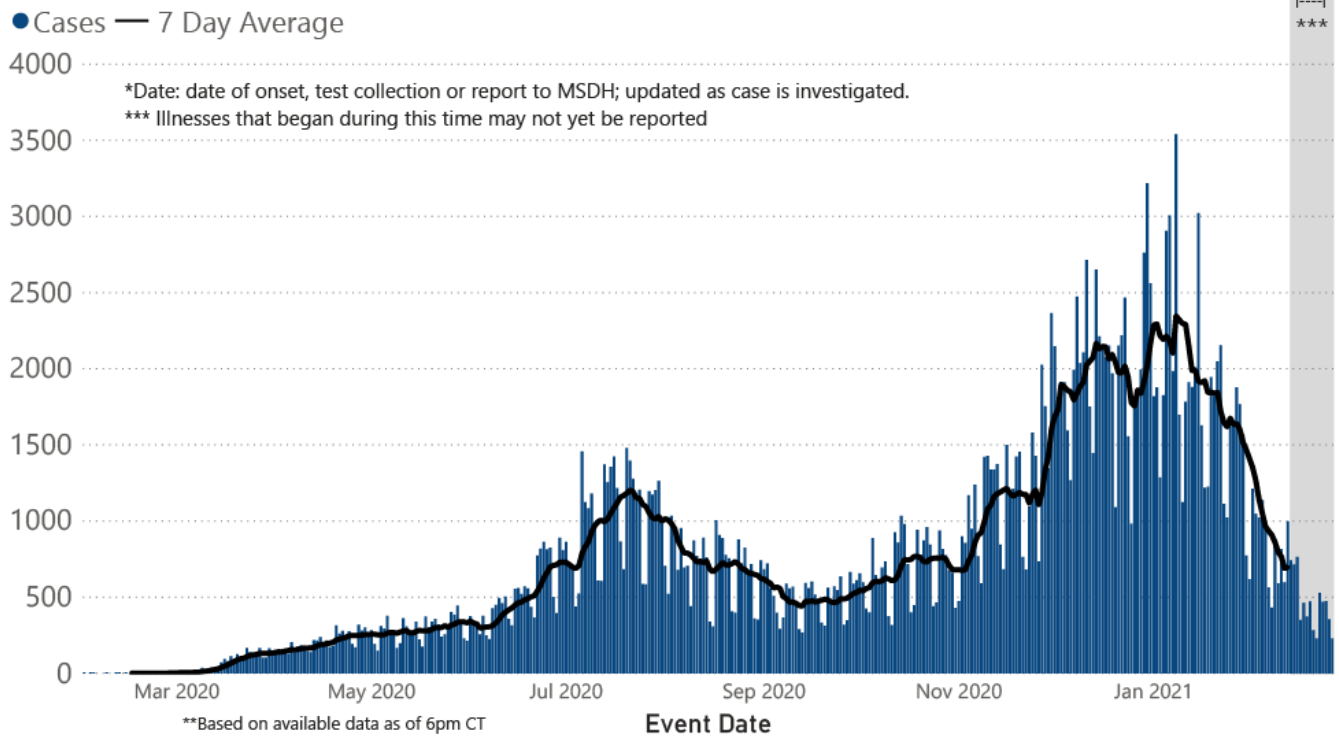
## Daily Statewide Data Charts

Our state case map and other data charts are also available in interactive form.

▶ [View interactive epidemiological and surveillance charts](#)

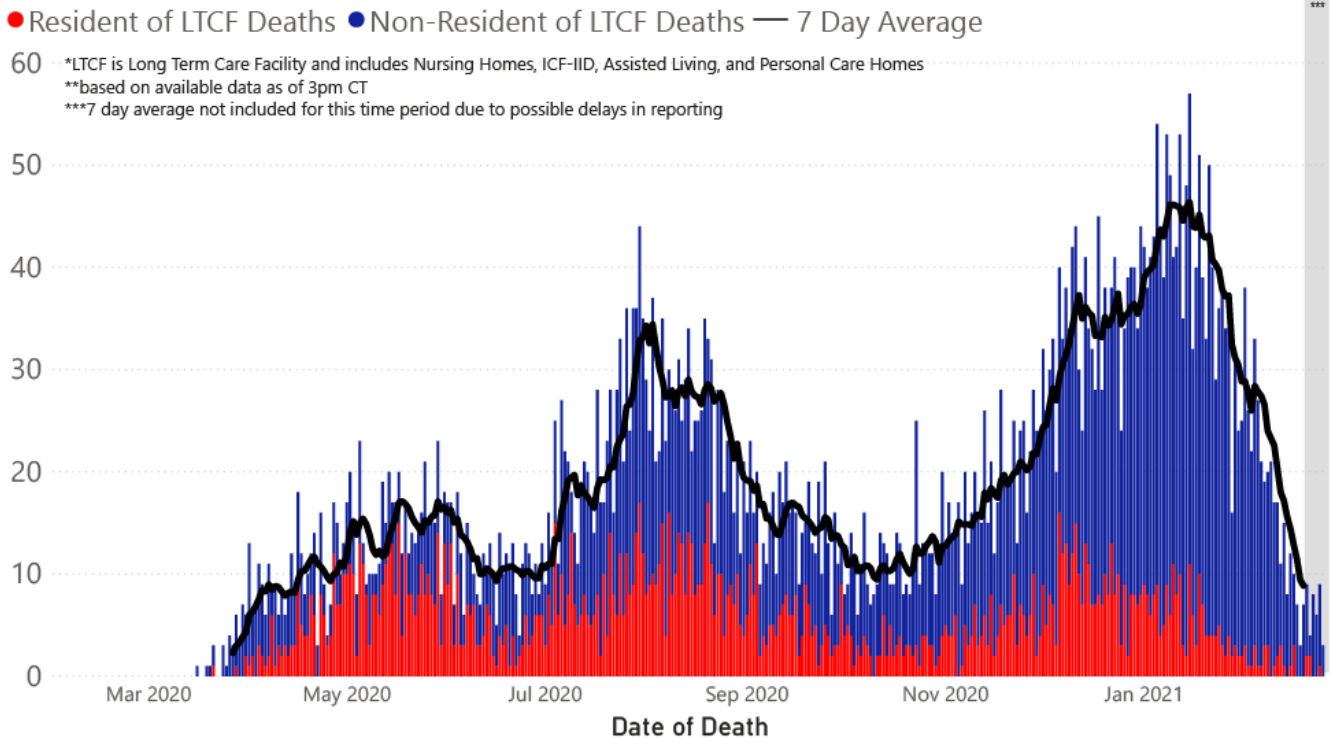
The charts below are based on available data at the time of publication. Charts do **not** include cases where insufficient details of the case are known.

## COVID-19 Cases by Date\* through February 26, 2021\*\*, Mississippi



**Note:** Values up to two weeks in the past on the chart of Cases by Date above can change as we update it with new information from disease investigation.

## COVID-19 LTCF\* and Non-LTCF Deaths by Date of Death through February 26, 2021\*\*, Mississippi



## Weekly Statewide Data Charts

Includes:

- Cases, deaths and hospitalizations, analyzed by age, race/ethnicity, gender and other factors

- MIS-C cases and deaths
- Counties with high COVID-19 cases and incidence
- Syndromic surveillance

▶ [All weekly charts](#)

## Estimated Recoveries

Presumed COVID-19 cases recovered, estimated weekly (does not include cases still under investigation).

### COVID-19 Presumed Recovered Cases through February 22, 2021, Mississippi

**273,437**  
Presumed Recovered\*

\*Reflects Provisional Estimates. Presumed Recovered if:

- 1) It has been 14 days or more since the case tested positive, if they were not hospitalized
- 2) It has been 21 days or more since the case tested positive, if they were hospitalized or hospitalization was unknown.

All deaths excluded. Presumed recovered counts will be updated weekly.

## U.S. and World Cases

- ▶ [COVID-19 cases in the United States \(CDC\)](#)
- ▶ [U.S. COVID-19 Tracker \(CDC\)](#)
- ▶ [COVID-19 Global Case Map \(Johns Hopkins University\)](#)

## COVID-19 Testing

### Statewide Combined Testing as of February 21

COVID-19 testing providers around the state include commercial laboratories, hospital labs and the MSDH Public Health Laboratory results from all these sources are combined in the table below. (Updated weekly) **NOTE:** MSDH Public Health Lab data is no longer reported separately.

**PCR** testing detects current, active COVID-19 infection in an individual.

**Antibody** (serology) testing identifies individuals with past COVID-19 infection based on antibodies they develop one to three weeks after infection.

**Antigen** testing is another way to identify current COVID-19 infection.

PCR tests	1,617,180
Serology (antibody) tests	80,525
Antigen tests	728,148
<b>Total tests</b>	<b>2,425,853</b>

▶ [Getting tested for COVID-19](#)

---

## Prevention and Guidance for Individuals and the Community

▶ [Preventive steps to take, recommendations, guidance and general information on COVID-19](#)

Get COVID-19 e-mail updates daily with our free newsletter:



Last reviewed on Mar 5,

2020

[error on this](#)

[email page](#)

[print](#)

### *Related resources*

- ▶ [IT IS REAL: COVID-19 as Told by Survivors](#)
- ▶ [Free COVID-19 Testing and Local Testing Providers](#)
- ▶ [COVID-19 Guidance and Prevention for Individuals and the Community](#)

Updated December 22, 2020

### *More topics*

- ▶ [\[ Espanol, Tieng Viet, ASL \]](#)
- ▶ [County Data](#)
- ▶ [Diagnostic Testing EUA](#)
- ▶ [Handouts and Posters](#)
- ▶ [Healthcare Professionals](#)
- ▶ [Interactive Maps and Charts](#)
- ▶ [Prevention and Safety Guidance](#)
- ▶ [School Cases and Outbreaks](#)
- ▶ [Statewide COVID-19 Data](#)
- ▶ [Testing for COVID-19](#)
- ▶ [Vaccination Against COVID-19](#)

# Free COVID-19 Rapid Testing

Free drive-through testing open to the public

Available in all counties

No symptoms required for college students and others

[Check our weekly schedule of free testing locations statewide](#)

[FULL INFORMATION](#)

## **AGENCY**

[About Us](#)

[Administration](#)

[Board of Health](#)

[County Offices](#)

[Institutional Review](#)

[Jobs](#)

[Locations](#)

[Public Health Laboratory](#)

[RFPs/Grants](#)

[More »](#)

---

[Intranet](#)

[OHIT+ER Service Center](#)

[Webmail](#)

## **INFORMATION**

[Apps](#)

[Calendar of Events](#)

[Contact Us](#)

[Meetings](#)

[Health Resources](#)

[Hotlines](#)

[Locations](#)

[News](#)

[Newsletter](#)

[Phone Numbers](#)

[Español](#)

## **I NEED A ...**

[Birth Certificate](#)

[Certificate of Need](#)

[Children's Health Insurance](#)

[Complaint Form](#)

Criminal History Check  
Death Certificate  
Divorce Record  
Food Permit  
Immunization Record  
J-1 Visa  
License Verification  
Marriage Record  
Professional License  
Public Records Request  
Wastewater Application

#### **PUBLICATIONS**

Annual Report  
CON Weekly Reports  
Health Facilities Directory  
Mississippi Morbidity Reports  
Public Health Report  
State Health Plan  
Strategic Plan  
*More »*

Mississippi State Department of Health • 570 East Woodrow Wilson Dr • Jackson, MS 39216 • 866-HLTHY4U • Contact and information

