



## Coronavirus Disease 2019 (COVID-19)

Updated March 3, 2021

Mississippi COVID-19 Hotline (7 days a week, 7 a.m.–7 p.m.): **877-978-6453**

**Guidance for adults 65 and over, or 16 and older with medical conditions:** All Mississippi residents aged 65 or older, or 16 and older with serious chronic medical conditions, should avoid all social gatherings outside of the household or any in-person mass gathering, including religious ceremonies, or sporting events, until fully protected by an approved COVID-19 vaccine. [Details »](#)

## General Information

- ▶ [COVID-19 vaccinations and Mississippi vaccination summary](#)
- ▶ [COVID-19 overview, questions and answers, and other resources](#)
- ▶ [COVID-19 and You: Video Q & A with State Health Officer Dr. Thomas Dobbs](#)
- ▶ [ASL, Spanish and Vietnamese materials](#)

## Healthcare Professionals

Guidance and more →

- ▶ [Healthcare guidance](#)
- ▶ [Electronic reporting](#)
- ▶ [Vaccine providers](#)
- ▶ [Specimens](#)
- ▶ [Lab dropoff](#)
- ▶ [Facilities guidance](#)
- ▶ [MS-HAN Alerts](#)

### ALL HEALTHCARE

## Current Cases and Statistics

County and state data →

- ▶ [Today's update](#)
- ▶ [State data and reports](#)

- ▶ [County data](#)
- ▶ [Charts and maps](#)
- ▶ [Hospitalizations](#)
- ▶ [Lab testing](#)
- ▶ [Recoveries](#)

## [ALL STATISTICS](#)

## Prevention, Testing and Guidance

[Personal and community](#) →

- ▶ [Getting tested](#)
- ▶ [Personal protection](#)
- ▶ [Gatherings and events](#)
- ▶ [Business and community](#)
- ▶ [School guidelines](#)
- ▶ [State agencies](#)
- ▶ [Vaccinations](#)

## [ALL GUIDANCE](#)

**Home isolation is mandatory if you have tested positive for COVID-19** by [order of the State Health Officer](#). (If you are awaiting results of routine testing *not* related to exposure, you may [return to work](#) and follow the safety guidance of your employer.)

**Quarantine is mandatory for household members** of someone who has COVID-19. Home quarantine permits working under certain circumstances.

[More about isolation and quarantine »](#)

## COVID-19 in Mississippi

### New Cases and Deaths as of March 2

#### NEW CASES

**380**

New COVID-19 positive test results reported to MSDH as of 3 p.m. yesterday.

## TOTAL MISSISSIPPI CASES

295,675

▶ [Totals by county](#)

## NEW DEATHS

19

New COVID-19 related deaths reported to MSDH as of 3 p.m. yesterday.

Eight deaths occurred between February 3 and March 2 in the counties below:

▶ [County list](#)

Eleven deaths occurred between February 7 and February 23, identified from death certificate reports.

▶ [County list](#)

## TOTAL MISSISSIPPI DEATHS

6,743

## LTC OUTBREAKS

61

Current outbreaks in long-term care (LTC) facilities only. (See [LTC facility outbreak definition](#).)

▶ [Cases by county](#)

**About our case counts:** We currently update our case totals each day based on test results from the previous day. Outside laboratories also report positive test results to us, which are included in our totals. Multiple positive tests for the same individual are counted only once. County case numbers and deaths may change as investigation finds new or additional information.

## Statewide COVID-19 Data and Reports

### ▶ [K-12 School Reports](#)

Weekly COVID-19 cases, outbreaks and exposure reported by Mississippi schools

### ▶ [Long-Term Care Facility and Residential Care Facility COVID-19 Reports](#)

Data reported directly to MSDH by the facility; cases and deaths in these reports may not yet be included in our totals of lab-reported cases.

### ▶ [Ongoing Outbreaks in Nursing Homes](#)

A wide variety of data from the Centers for Medicare and Medicaid (CMS)

- ▶ [Deaths from COVID-19 and Other Causes](#) PDF  
Provisional counts by week of deaths from COVID-19, pneumonia/influenza, and heart disease
- ▶ [Laboratory Testing](#)  
Number and type of COVID-19 tests performed
- ▶ [Mississippi COVID-19 Vaccination Report](#) PDF  
Vaccinations distributed and administered as reported to MSDH by vaccination providers
- ▶ [Statewide data charts](#)

## County COVID-19 Data

### Race and Ethnicity

- ▶ [Total COVID-19 cases and deaths by county, race and ethnicity](#) PDF  
Current and past data tables, updated daily

### Data Snapshots for Individual Counties

- ▶ [Weekly COVID-19 snapshots for each Mississippi county](#)

### High Cases and Incidence

- ▶ [Map of Mississippi counties by 7-day incidence](#)
- ▶ [Table of counties ranked by weekly cases and incidence](#)

### Cumulative Cases and Deaths by County

Totals of all reported COVID-19 cases, including those in long-term care (LTC) facilities.

**The numbers in this table are provisional.** County case numbers and deaths may change as investigation finds new or additional information. The data provided below is the most current available.

County	Total Cases	Total Deaths	Total LTC Facility Cases	Total LTC Facility Deaths
<a href="#">Adams</a>	2346	78	72	15
<a href="#">Alcorn</a>	2922	63	130	20
<a href="#">Amite</a>	1117	34	55	8
<a href="#">Attala</a>	2066	69	175	36
<a href="#">Benton</a>	938	24	45	10
<a href="#">Bolivar</a>	4616	124	232	31
<a href="#">Calhoun</a>	1580	28	36	4
<a href="#">Carroll</a>	1186	25	51	10
<a href="#">Chickasaw</a>	2014	53	60	15
<a href="#">Choctaw</a>	698	17	1	0
<a href="#">Claiborne</a>	988	29	45	9
<b>Total</b>	<b>295,675</b>	<b>6,743</b>	<b>10,390</b>	<b>1,954</b>

County	Total Cases	Total Deaths	Total LTC Facility Cases	Total LTC Facility Deaths
Clarke	1693	71	123	31
Clay	1792	51	38	5
Coahoma	2811	69	129	11
Copiah	2787	58	81	11
Covington	2495	80	136	39
De Soto	19700	230	113	24
Forrest	7234	138	226	51
Franklin	761	19	40	4
George	2321	45	59	7
Greene	1278	33	52	6
Grenada	2478	78	155	32
Hancock	3489	75	69	14
Harrison	16736	281	484	65
Hinds	18851	392	805	130
Holmes	1823	70	104	20
Humphreys	929	27	34	8
Issaquena	167	6	0	0
Itawamba	2901	75	134	23
Jackson	12623	228	236	34
Jasper	2136	45	43	2
Jefferson	627	27	40	7
Jefferson Davis	1022	31	8	1
Jones	7990	147	219	41
Kemper	903	23	44	9
Lafayette	5740	113	187	55
Lamar	5896	80	53	13
Lauderdale	6837	226	442	99
Lawrence	1203	21	27	2
Leake	2528	71	88	15
Lee	9694	161	222	41
Leflore	3380	118	237	52
Lincoln	3552	104	185	39
Lowndes	6032	140	256	62
<b>Total</b>	<b>295,675</b>	<b>6,743</b>	<b>10,390</b>	<b>1,954</b>

County	Total Cases	Total Deaths	Total LTC Facility Cases	Total LTC Facility Deaths
Madison	9480	203	365	69
Marion	2527	78	158	24
Marshall	4035	92	64	15
Monroe	3990	127	190	55
Montgomery	1226	39	54	9
Neshoba	3817	169	203	59
Newton	2308	52	87	15
Noxubee	1228	31	35	6
Oktibbeha	4415	93	222	36
Panola	4319	95	103	14
Pearl River	4178	131	187	36
Perry	1221	35	21	7
Pike	3012	96	132	35
Pontotoc	4105	71	86	12
Prentiss	2702	58	99	15
Quitman	774	14	0	0
Rankin	12757	265	392	61
Scott	2945	70	115	18
Sharkey	491	17	43	8
Simpson	2762	80	157	20
Smith	1530	33	65	8
Stone	1724	29	84	14
Sunflower	3189	86	121	20
Tallahatchie	1712	39	50	7
Tate	3031	74	80	19
Tippah	2792	65	119	13
Tishomingo	2126	65	102	27
Tunica	993	23	18	2
Union	3961	74	131	23
Walthall	1243	40	69	13
Warren	4134	115	170	37
Washington	5220	130	191	39
Wayne	2543	41	69	11
<b>Total</b>	<b>295,675</b>	<b>6,743</b>	<b>10,390</b>	<b>1,954</b>

County	Total Cases	Total Deaths	Total LTC Facility Cases	Total LTC Facility Deaths
Webster	1108	32	61	12
Wilkinson	624	26	25	5
Winston	2218	77	130	39
Yalobusha	1450	36	82	22
Yazoo	2905	65	139	18
<b>Total</b>	<b>295,675</b>	<b>6,743</b>	<b>10,390</b>	<b>1,954</b>

## Case Classifications

Mississippi investigates and reports both probable and confirmed cases and deaths according to the [CSTE case definition](#).

	Confirmed	Probable	Total
Cases	183,292	112,383	<b>295,675</b>
Deaths	4,705	2,038	<b>6,743</b>

Confirmed cases and deaths are generally determined by positive PCR tests, which detect the presence of ongoing coronavirus infection.

Probable cases are those who test positive by other testing methods such as antibody or antigen, and have recent symptoms consistent with COVID-19, indicating a recent infection.

Probable deaths are those individuals with a designation of COVID-19 as a cause of death on the death certificate, but where no confirmatory testing was performed.

---

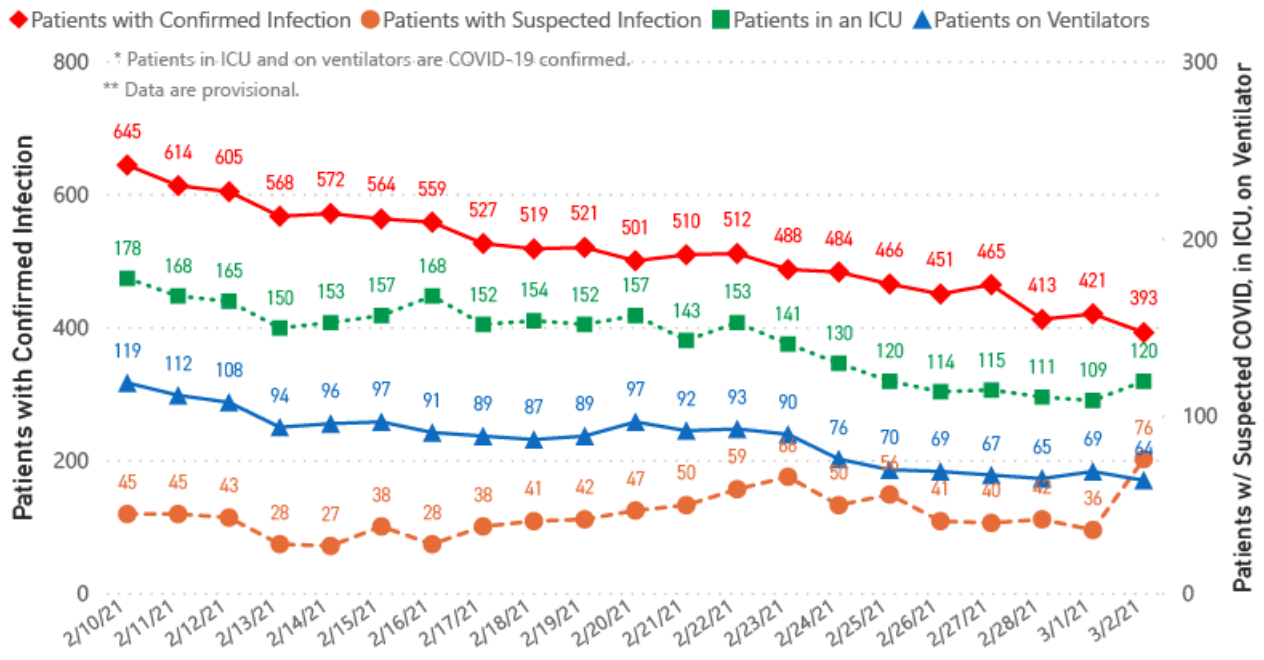
## Mississippi COVID-19 Data Charts and Maps

All data reports below are updated as they become available.

## Hospitalizations and Bed Availability

▶ [View interactive hospitalization charts](#)

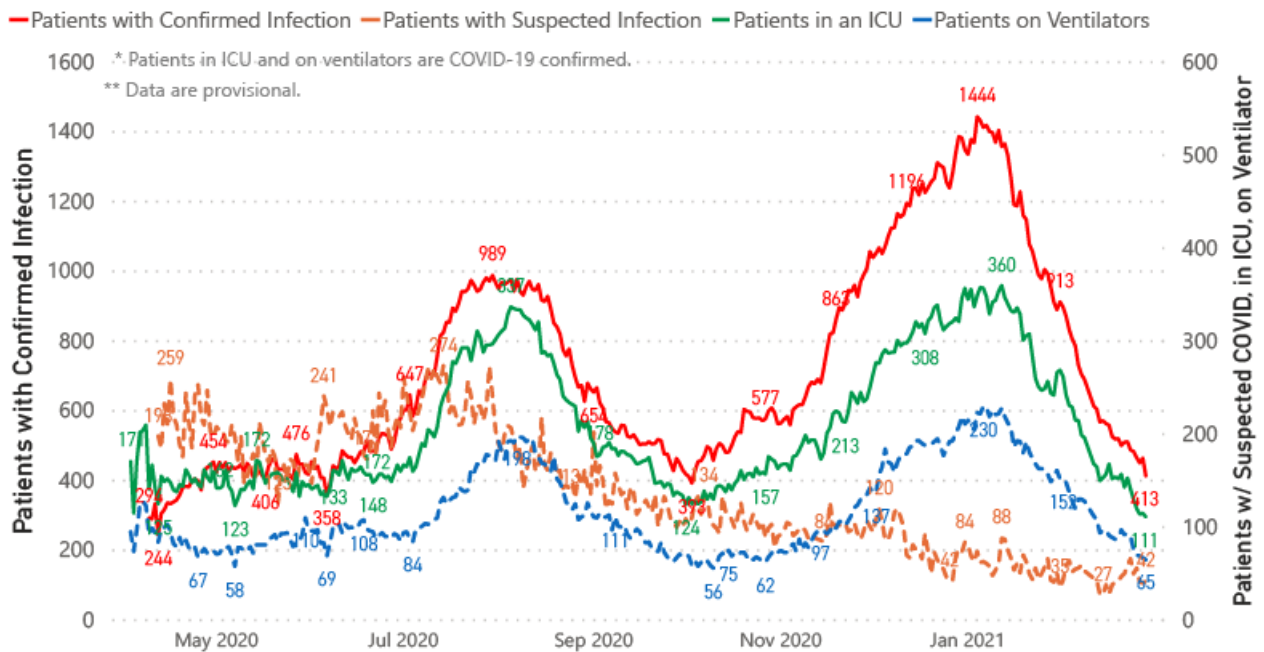
## COVID-19 Hospitalizations Reported by MS Hospitals, 2/10/21-3/2/21 \*\*, \*\*



### Hospitalization and ICU Use to Date

Updated weekly

## COVID-19 Hospitalizations Trends, Reported by MS Hospitals as of 2/28/21 \*\*, \*\*



### Daily Case Maps

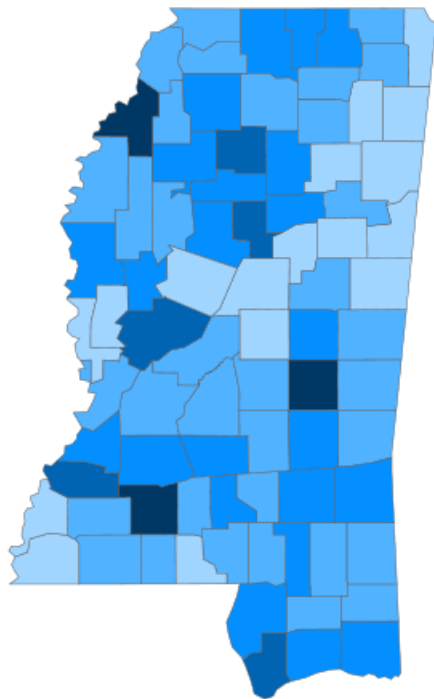
▶ [View all interactive maps](#)



## Recent COVID-19 Activity

The chart below shows counties according to COVID-19 incidence (cases by population) over the last 7 days. Also see [weekly county incidence tables](#)

### Mississippi COVID-19 Cases Incidence Rate \* as of March 2, 2021



## Mississippi

7 Day Average  
New Cases

**540.6**

7 Day Average  
Incidence Rate \*

**18.2**

Cumulative Cases

**295,676**

2019 Estimated Population

**2,976,148**

County	Incidence Rate	New Cases (7-Day Avg)	2019 Est. Population	Mask Mandate Status	Mask Mandate Started	Mask Mandate Ended
Coahoma	54.9	12.1	22,124	None		
Newton	52.3	11.0	21,018	None		
Lincoln	43.9	15.0	34,153	Active	11/24/20	
Yazoo	35.1	10.4	29,690	None		
Jefferson	34.7	2.4	6,990	None		
Yalobusha	33.0	4.0	12,108	Active	11/10/20	
Hancock	30.9	14.7	47,632	None		
Montgomery	30.7	3.0	9,775	Active	11/16/20	
Jefferson Davis	29.5	3.3	11,128	Active	11/24/20	

● <10.0 ● 10.0 to 20.0 ● 20.0 to 30.0 ● 30.0 to 40.0 ● >40.0

\* Based on average daily new cases of past 7 days per 100,000 population.

## Cumulative COVID-19 Cases

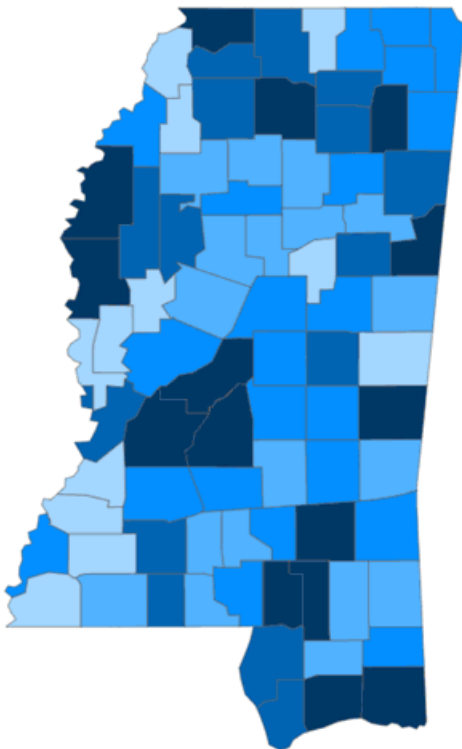
Total cases and deaths by county since the start of the pandemic. Also see [weekly estimate of recoveries](#)

Mississippi COVID-19  
Cases and Deaths by Race with Ethnicity  
as of 3 pm CT, March 2, 2021

# Mississippi

Total Cases

295,675



	American Indian or Alaska Native	Asian	Black	White	Other	Unknown
Non Hispanic	1,199	1,068	79,830	113,355	2,908	2,447
Hispanic	58	35	405	1,887	3,403	678
Unknown Ethnicity	1,005	331	17,432	26,584	7,099	35,951

Total Deaths

6,743

	American Indian or Alaska Native	Asian	Black	White	Other	Unknown
Non Hispanic	86	11	2,296	3,094	39	15
Hispanic	1	1	7	28	20	2
Unknown Ethnicity	25	7	349	545	63	154

● 1 to 1000 ● 1001 to 2000 ● 2001 to 3000 ● 3001 to 4500 ● >4500

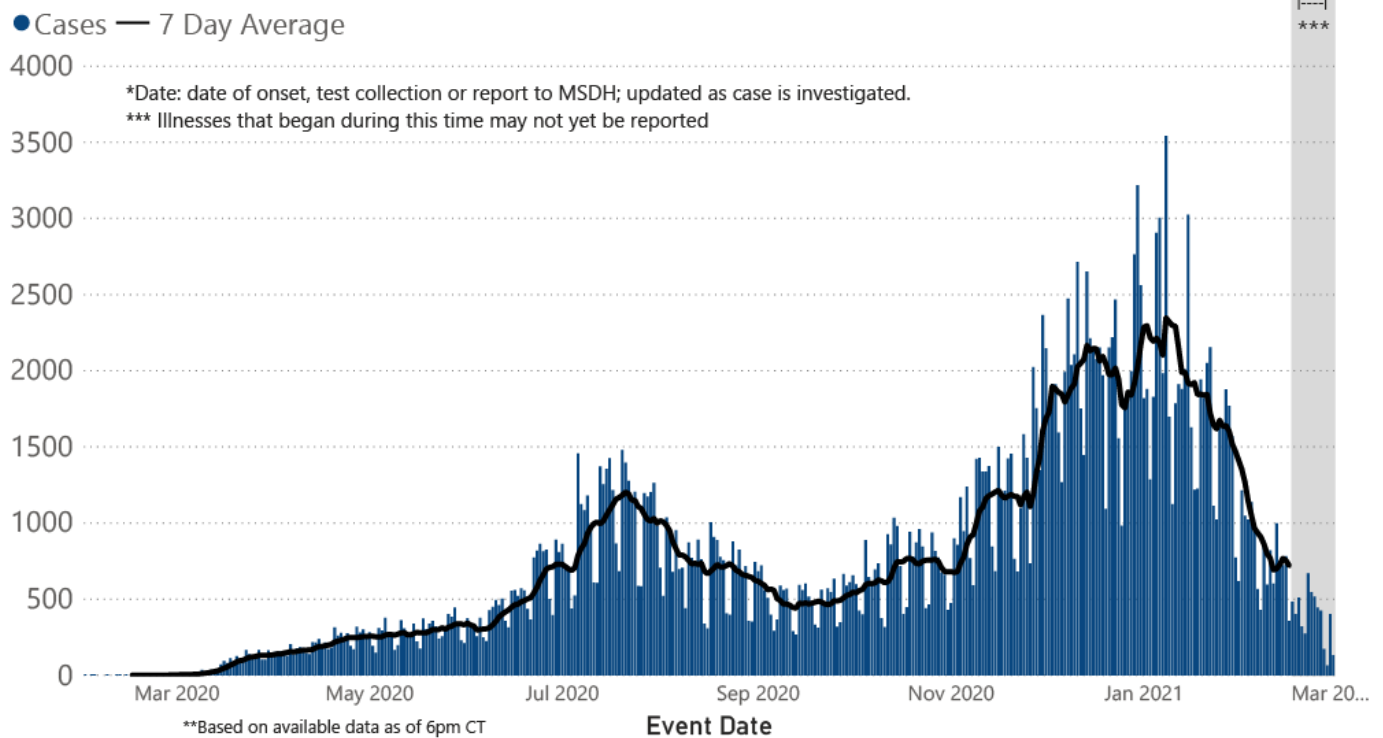
## Daily Statewide Data Charts

Our state case map and other data charts are also available in interactive form.

▶ [View interactive epidemiological and surveillance charts](#)

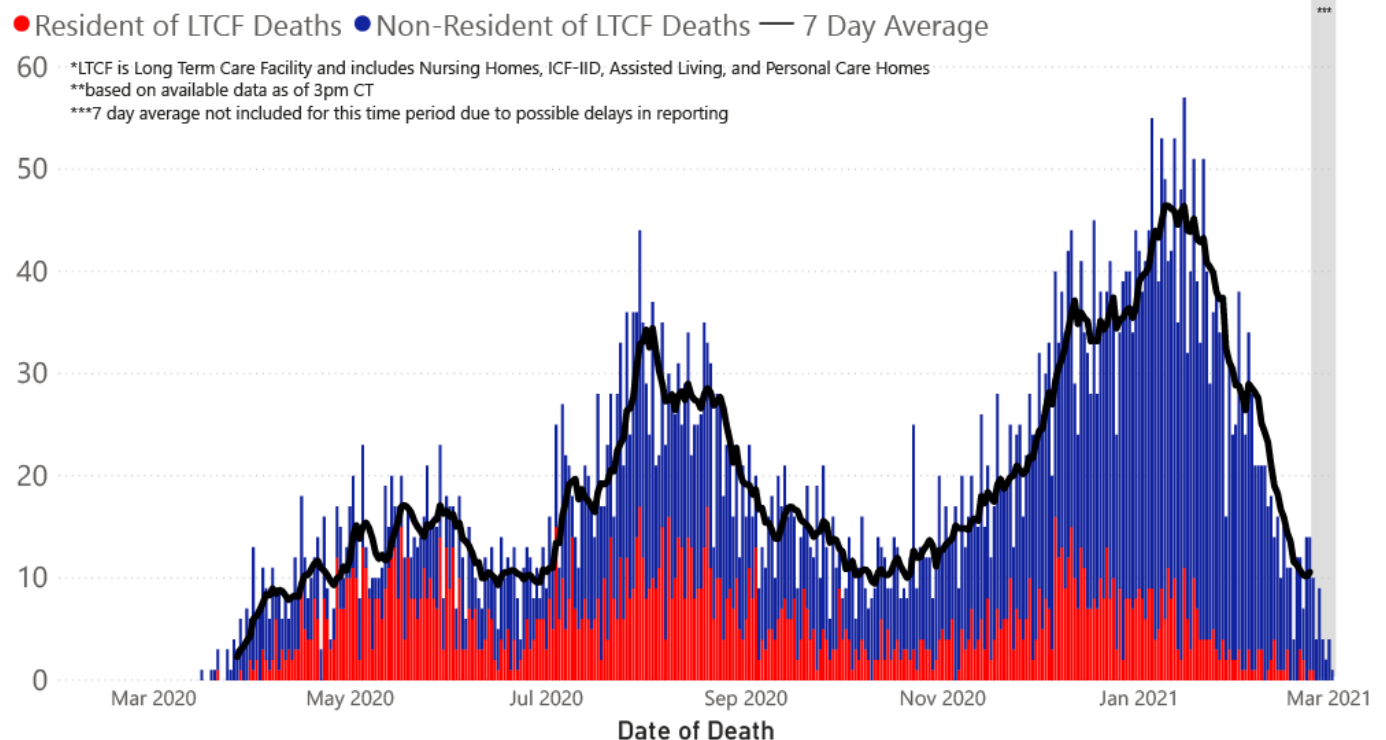
The charts below are based on available data at the time of publication. Charts do **not** include cases where insufficient details of the case are known.

## COVID-19 Cases by Date\* through March 2, 2021\*\*, Mississippi



**Note:** Values up to two weeks in the past on the chart of Cases by Date above can change as we update it with new information from disease investigation.

## COVID-19 LTCF\* and Non-LTCF Deaths by Date of Death through March 2, 2021\*\*, Mississippi



## Weekly Statewide Data Charts

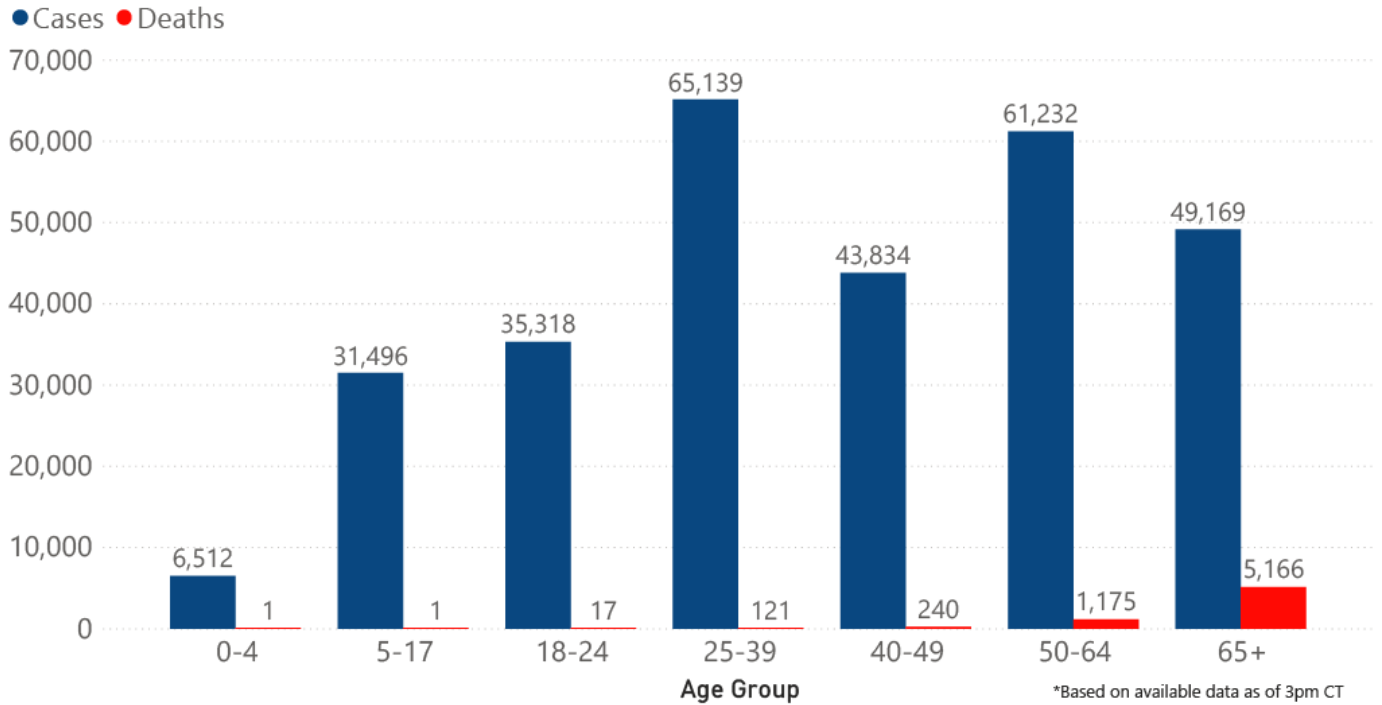
Includes:

- Cases, deaths and hospitalizations, analyzed by age, race/ethnicity, gender and other factors

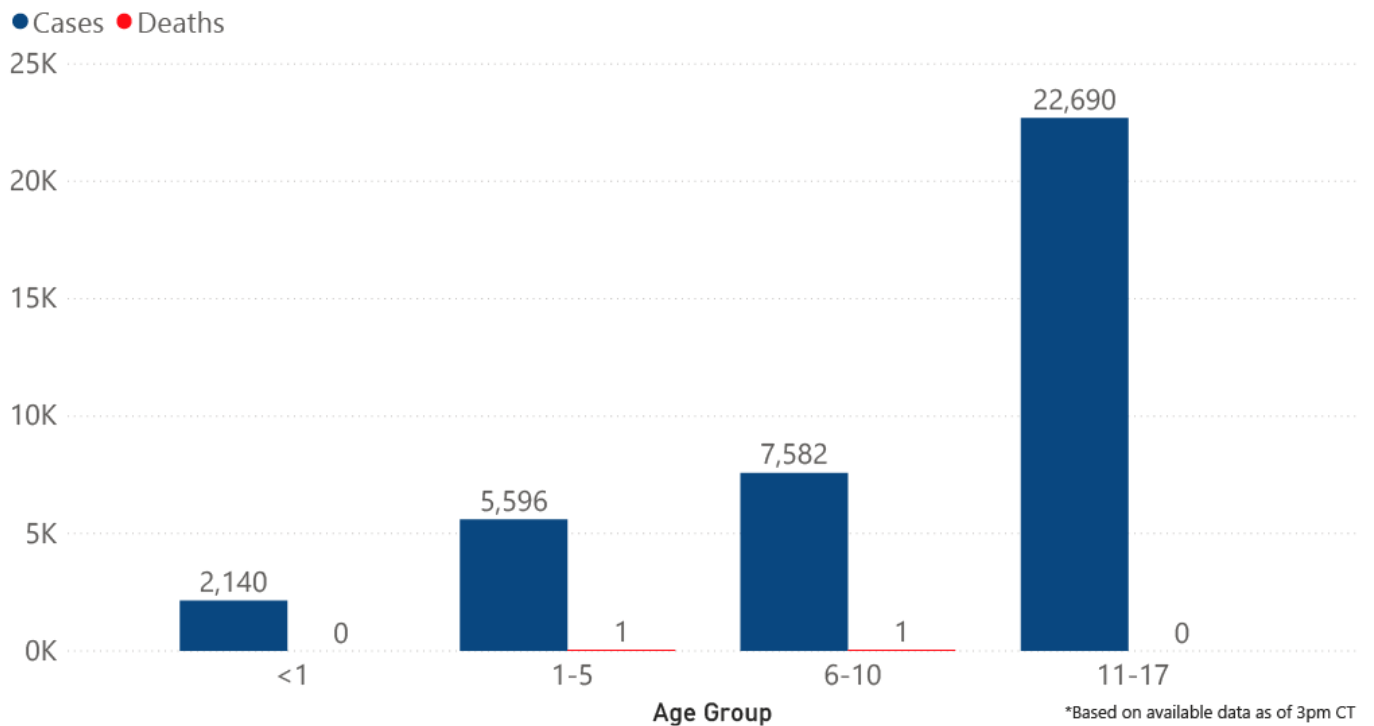
- MIS-C cases and deaths
- Counties with high COVID-19 cases and incidence
- Syndromic surveillance

▼ All weekly charts

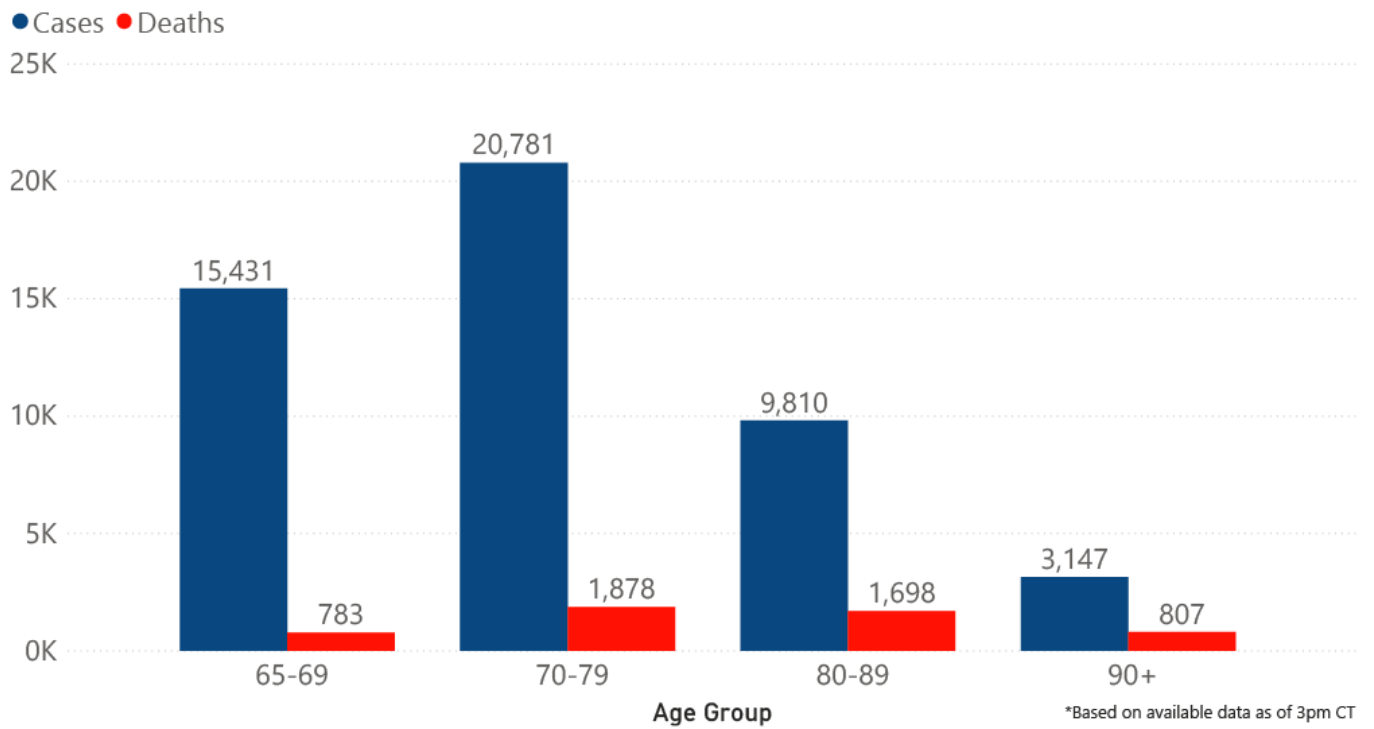
**COVID-19 Cases and Deaths by Age Group through March 1, 2021\*, Mississippi**



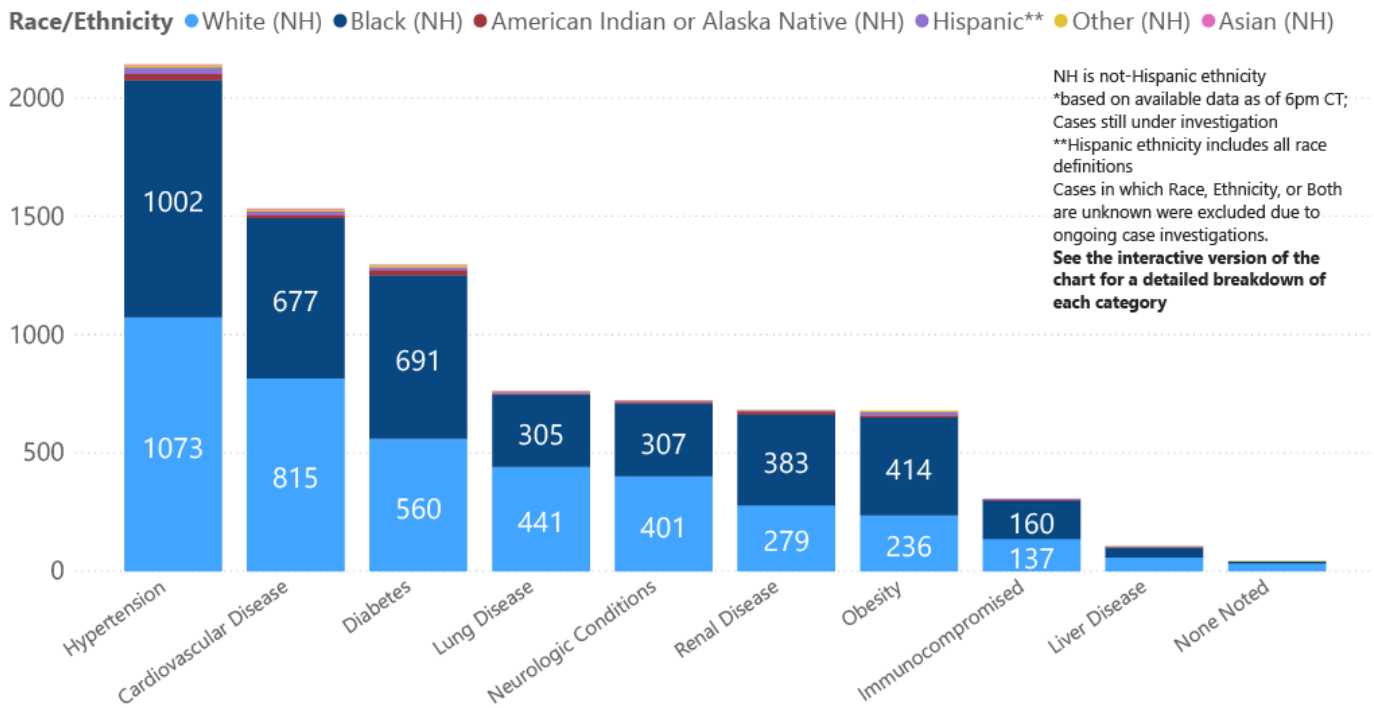
**COVID-19 Pediatric Cases and Deaths by Age Group through March 1, 2021\*, Mississippi**



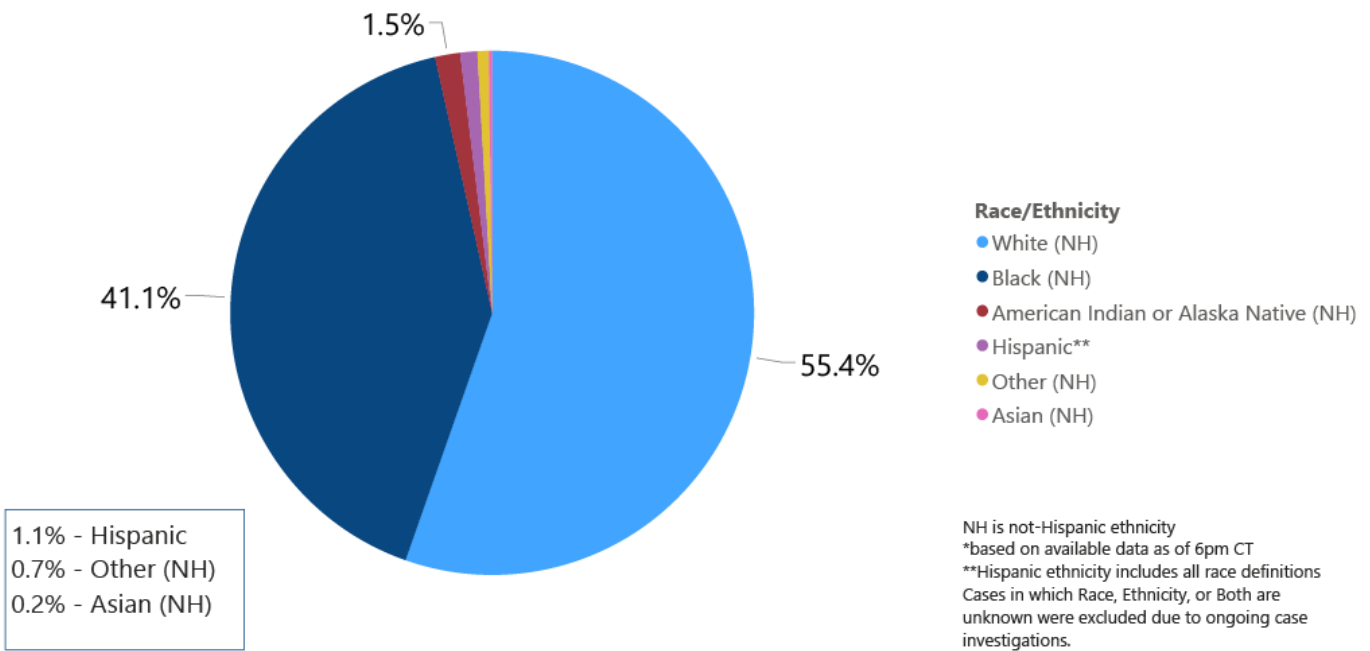
## COVID-19 Geriatric Cases and Deaths by Age Group through March 1, 2021\*, Mississippi



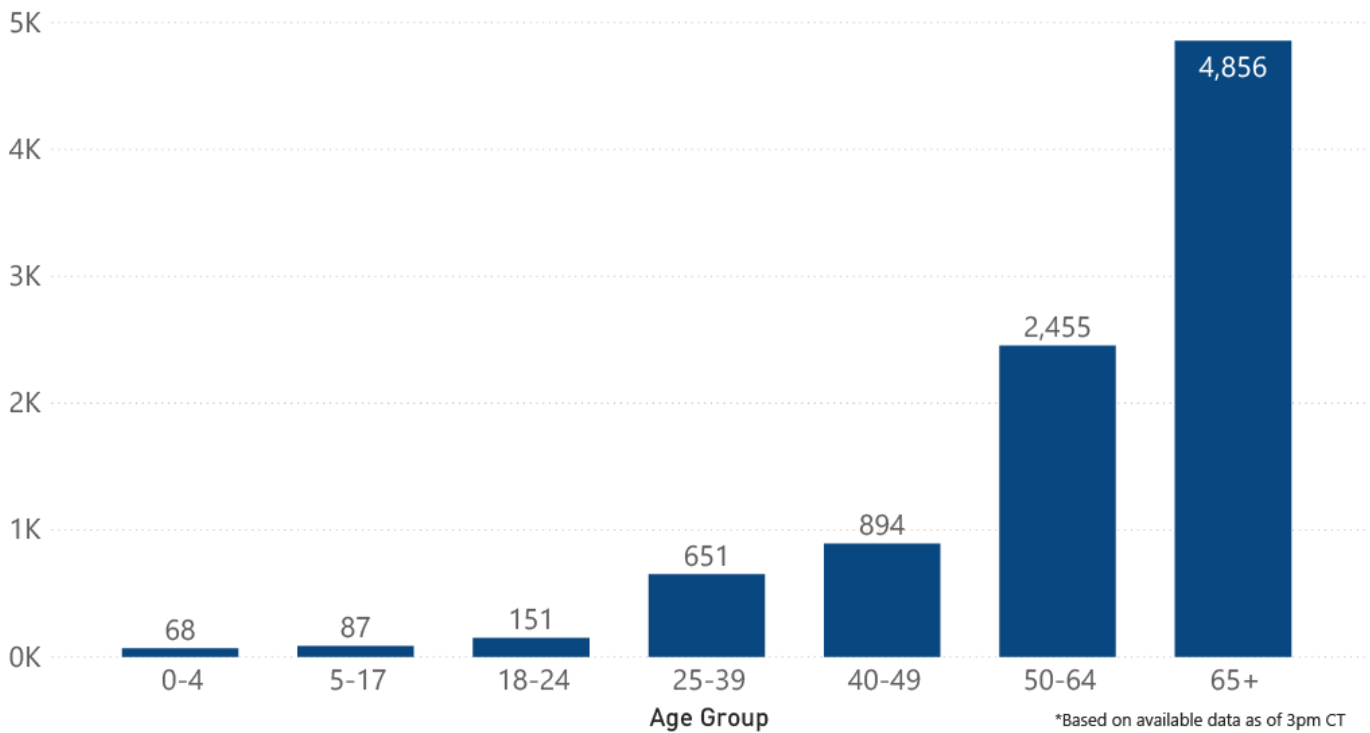
## COVID-19 Underlying Conditions in Deaths by Race/Ethnicity through March 1, 2021\*, Mississippi



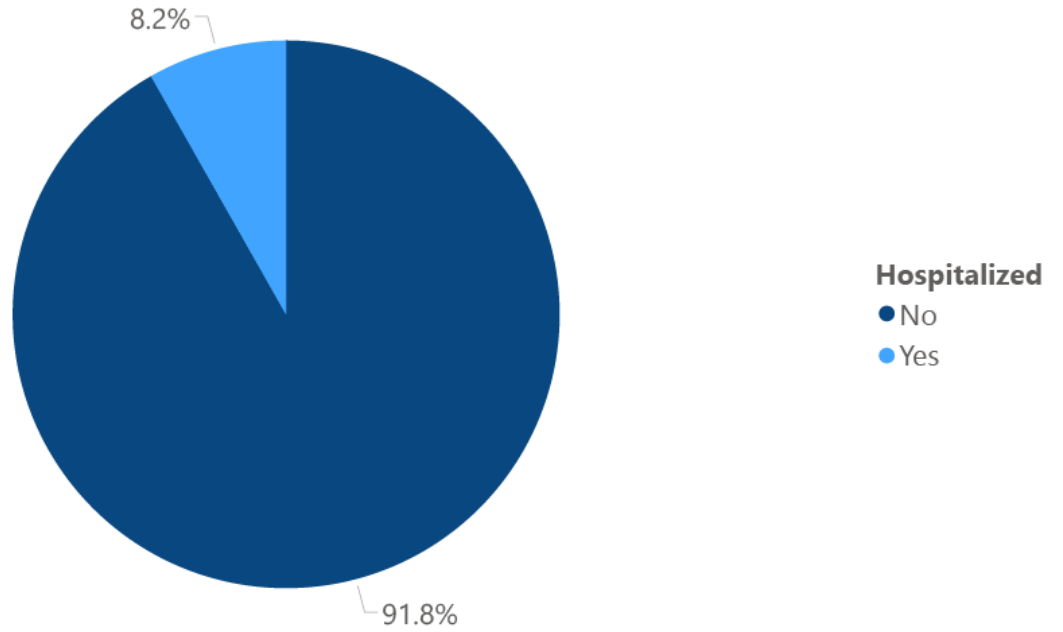
## COVID-19 Deaths by Race/Ethnicity through March 1, 2021\*, Mississippi



## COVID-19 Hospitalized Cases by Age through March 1, 2021\*, Mississippi



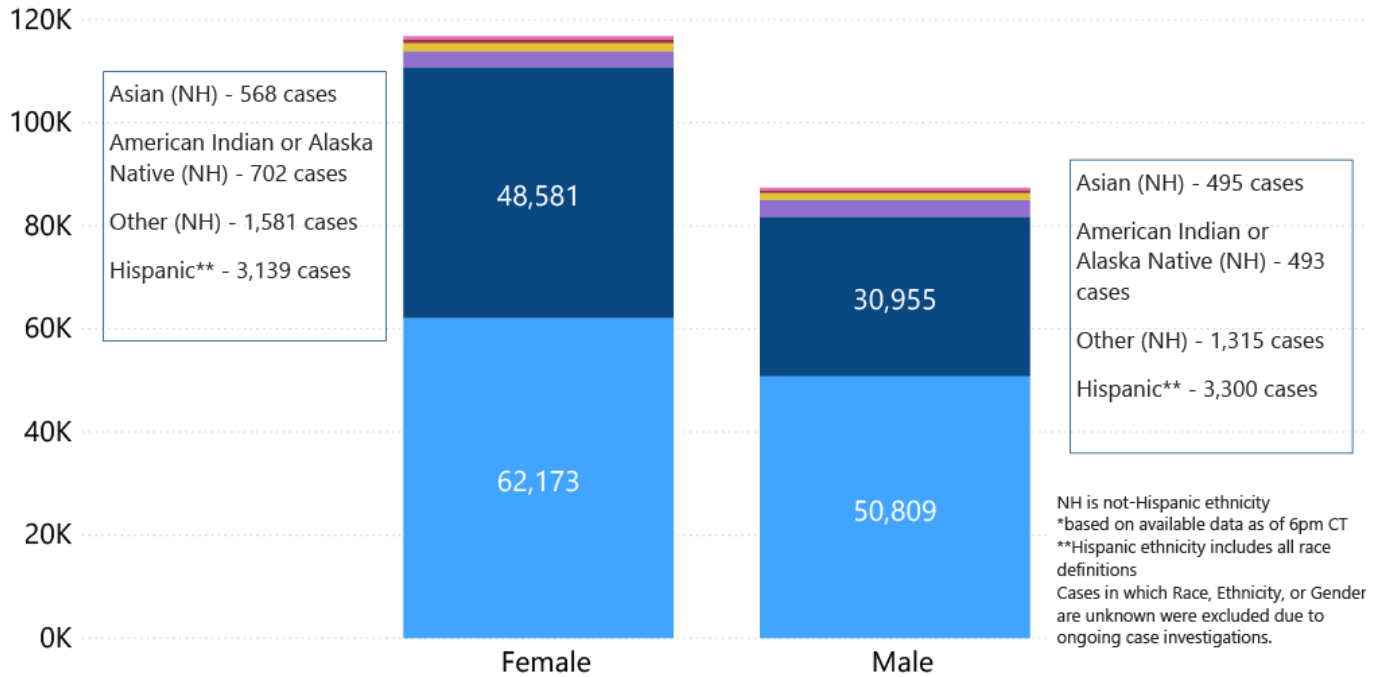
**COVID-19 Cumulative Hospitalizations-Invstigated Cases March 1, 2021 \***



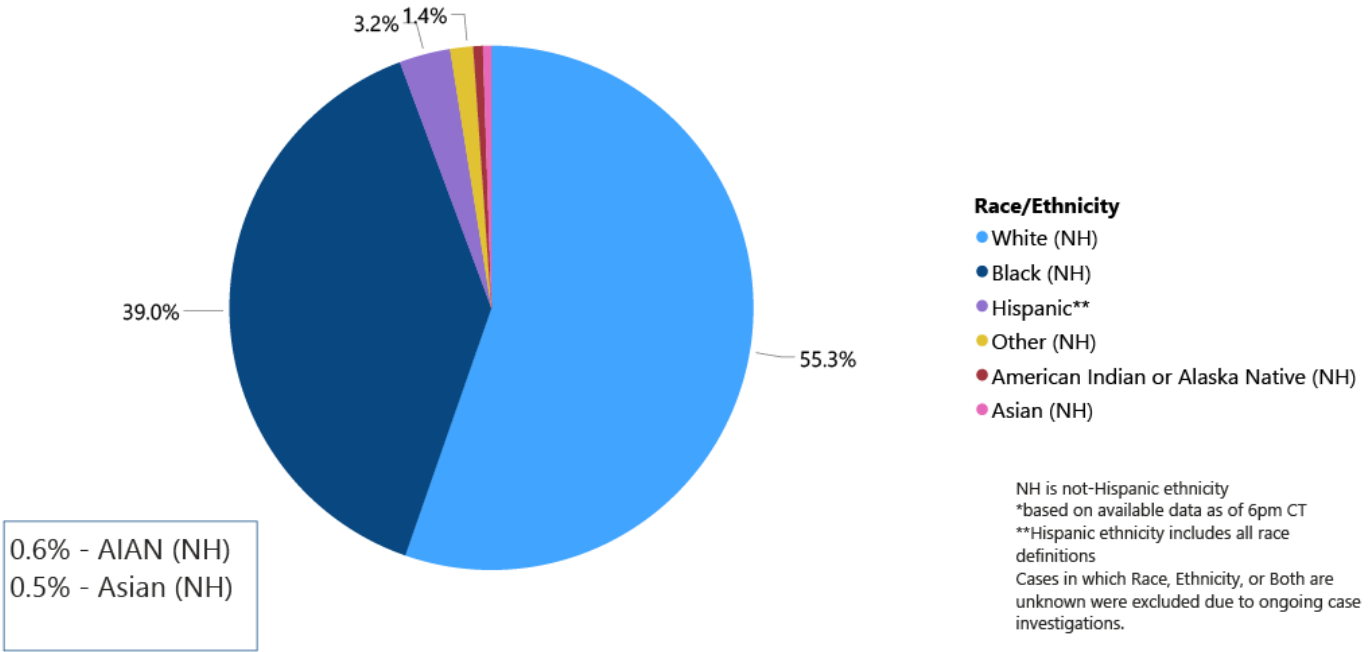
\* Cases in which hospitalization is unknown were excluded due to ongoing case investigations; based on available data as of 3pm CT

**COVID-19 Cases by Race/Ethnicity and Gender through March 1, 2021\*, Mississippi**

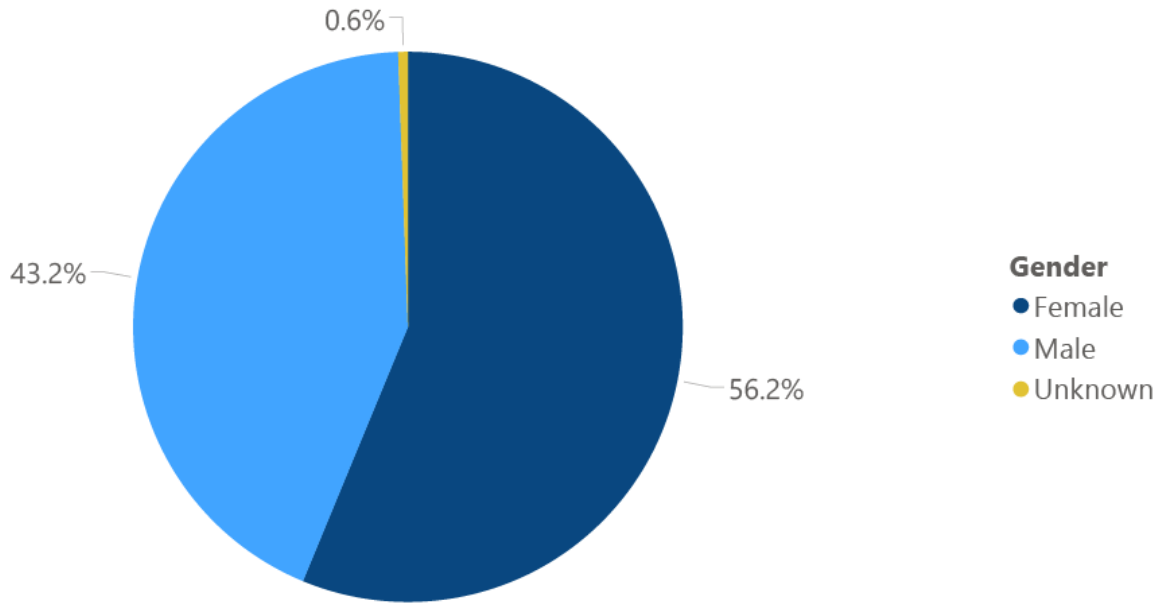
**Race/Ethnicity** ● White (NH) ● Black (NH) ● Hispanic\*\* ● Other (NH) ● American Indian or Alaska Native (NH) ● Asian (NH)



**COVID-19 Cases by Race/Ethnicity through March 1, 2021\*, Mississippi**



**COVID-19 Cases by Gender through March 1, 2021\*, Mississippi**



\*Based on available data as of 3pm CT

**Weekly Pediatric MIS-C Cases and Deaths**

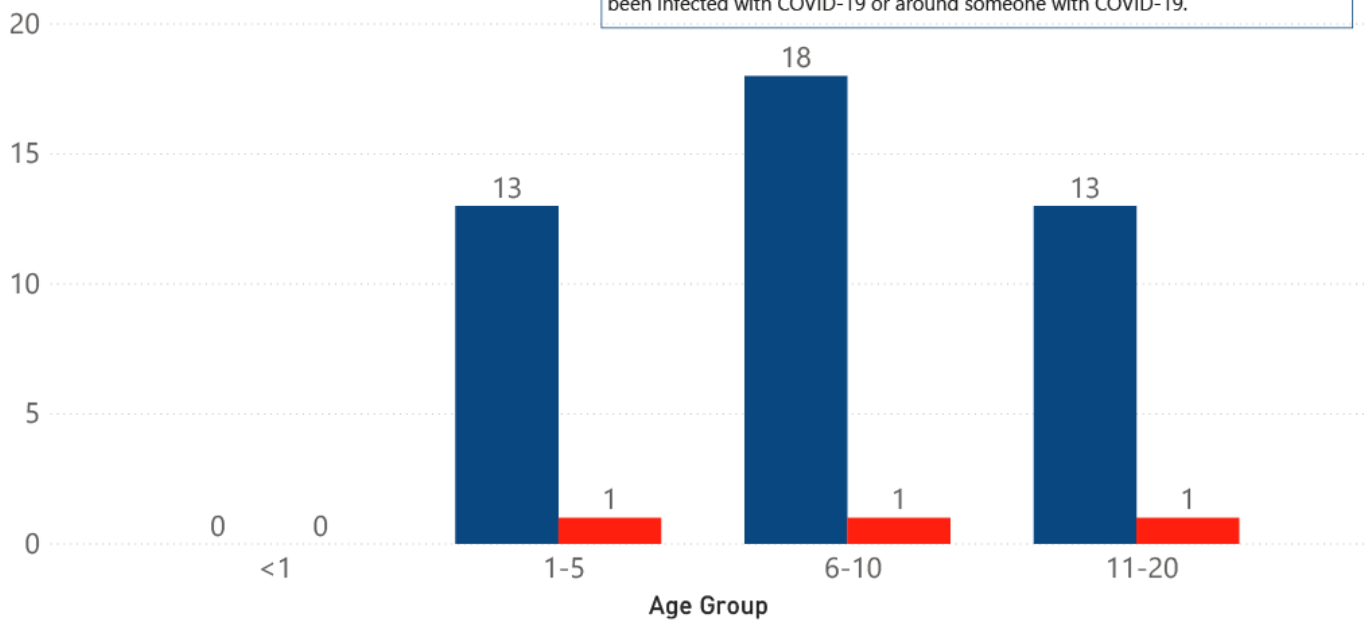
[Multisystem inflammatory syndrome in children \(MIS-C\)](#) is a rare but serious condition associated with COVID-19 that causes inflammation in many body parts, including the heart and other vital organs.



## MIS-C\* Cases and Deaths by Age Group through March 1, 2021, Mississippi

● MIS-C Cases ● MIS-C Deaths

\*Multisystem inflammatory syndrome in children (MIS-C): A rare but serious complication associated with COVID-19 that can inflame multiple organs and cause various symptoms. Those aged 20 and younger diagnosed with MIS-C have either been infected with COVID-19 or around someone with COVID-19.



### Weekly High Case and High Incidence Counties

Tracking counties with recent high numbers of COVID-19 cases, adjusted for population, provides insight on where local outbreaks are most serious, and where protective measures should be increased. For more accurate reporting, these weekly charts include sample collection dates only up to seven days in the past to allow for case investigation and delays in lab test reports.

Cases counts in these charts is based on the date of illness onset. If the date of illness is not known, the date the test sample was taken, or the date of test result reporting is used instead. Counts are adjusted as cases are investigated.

Counties are ranked by highest weekly case counts, and by weekly incidence (cases proportional to population). A separate table ranking all counties is also available. **All tables updated weekly.**

► [Full tables of counties ranked by weekly incidence and cases](#) PDF

### COVID-19 High Incidence MS Counties Over 2 Week Period (February 9-22, 2021\*)

County	Cases (February 9-22)	Cases per 100,000 (February 9-22)	Cases to Date (through February 22)	Cases per 100,000 Total	Percent Change
PERRY	92	768.4	1209	10097.7	8%
JASPER	110	671.4	2122	12952.5	5%
WAYNE	128	634.2	2518	12475.8	5%
NEWTON	110	523.4	2251	10709.9	5%
COVINGTON	90	482.9	2476	13286.1	4%
LAMAR	303	478.3	5831	9205.4	5%
WEBSTER	46	474.8	1096	11311.8	4%
FORREST	355	474.0	7124	9511.7	5%
SIMPSON	125	468.9	2722	10210.8	5%
CARROLL	46	462.5	1179	11852.8	4%
JONES	313	459.6	7892	11589.2	4%
LINCOLN	147	430.4	3491	10221.6	4%

\*based on available data as of 3pm CT  
 Cases based on test date. Cases without test date excluded due to ongoing investigations.  
 Table will be updated weekly. A one week lag is used for reporting.

### COVID-19 High Case MS Counties Over 2 Week Period (February 9-22, 2021\*)

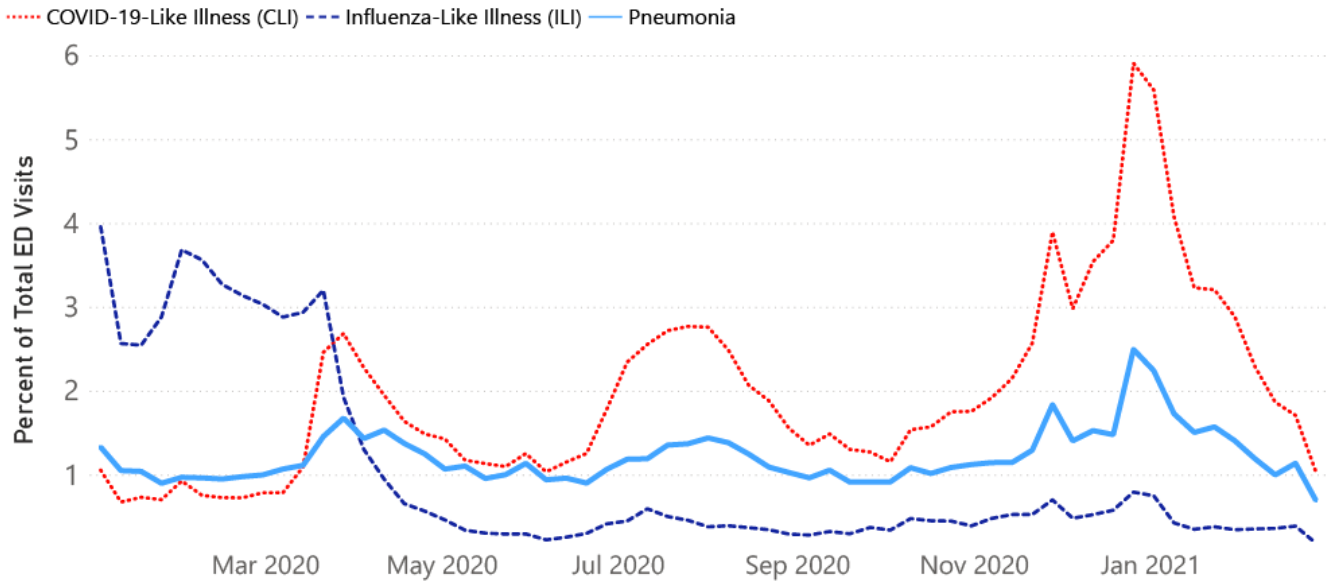
County	Cases (February 9-22)	Cases per 100,000 (February 9-22)	Cases to Date (through February 22)	Cases per 100,000 Total	Percent Change
HARRISON	620	298.0	16526	7942.1	4%
DESOTO	569	307.7	19571	10582.1	3%
HINDS	435	187.6	18676	8055.6	2%
JACKSON	423	294.5	12473	8684.9	4%
FORREST	355	474.0	7124	9511.7	5%
RANKIN	351	226.1	12590	8108.4	3%
JONES	313	459.6	7892	11589.2	4%
LAMAR	303	478.3	5831	9205.4	5%
PEARL RIVER	226	407.0	4119	7416.9	6%
LAUDERDALE	202	272.5	6780	9146.7	3%
MADISON	176	165.6	9404	8849.0	2%
LEE	152	177.9	9649	11293.8	2%

\*based on available data as of 3pm CT  
 Cases based on test date. Cases without test date excluded due to ongoing investigations.  
 Table will be updated weekly. A one week lag is used for reporting.

## Syndromic Surveillance

Emergency department visits by those with symptoms characteristic of COVID-19, influenza and pneumonia, updated weekly.

## Percentage of Emergency Department and Clinic visits for CLI, ILI, and Pneumonia Cases Weekly Statewide Summary, January 4, 2020 - February 27, 2021



\*The graph represents syndromic surveillance data from emergency department visits, reported electronically by hospitals throughout the state, that are consistent with COVID-19-Like Illness (CLI), Influenza-Like Illness (ILI), and Pneumonia. Based on available data as of 6pm CT. Graph will be updated weekly.

## Estimated Recoveries

Presumed COVID-19 cases recovered, estimated weekly (does not include cases still under investigation).

### COVID-19 Presumed Recovered Cases through March 1, 2021, Mississippi

**278,162**  
Presumed Recovered\*

\*Reflects Provisional Estimates. Presumed Recovered if:

- 1) It has been 14 days or more since the case tested positive, if they were not hospitalized
- 2) It has been 21 days or more since the case tested positive, if they were hospitalized or hospitalization was unknown.

All deaths excluded. Presumed recovered counts will be updated weekly.

- ▶ [COVID-19 cases in the United States \(CDC\)](#)
- ▶ [U.S. COVID-19 Tracker \(CDC\)](#)
- ▶ [COVID-19 Global Case Map \(Johns Hopkins University\)](#)

---

## COVID-19 Testing

### Statewide Combined Testing as of February 28

COVID-19 testing providers around the state include commercial laboratories, hospital labs and the MSDH Public Health Laboratory results from all these sources are combined in the table below. (Updated weekly)

**PCR** testing detects current, active COVID-19 infection in an individual.

**Antibody** (serology) testing identifies individuals with past COVID-19 infection based on antibodies they develop one to three weeks after infection.

**Antigen** testing is another way to identify current COVID-19 infection.

PCR tests	1,642,348
Serology (antibody) tests	81,986
Antigen tests	748,339
<b>Total tests</b>	<b>2,472,673</b>

- ▶ [Getting tested for COVID-19](#)

---

## Prevention and Guidance for Individuals and the Community

- ▶ [Preventive steps to take, recommendations, guidance and general information on COVID-19](#)

Get COVID-19 e-mail updates daily with our free newsletter:



Last reviewed on Mar 5,  
2020

[error on this](#)

[email page](#)

[print](#)

### *Related resources*

- ▶ [IT IS REAL: COVID-19 as Told by Survivors](#)
- ▶ [Free COVID-19 Testing and Local Testing Providers](#)
- ▶ [COVID-19 Guidance and Prevention for Individuals and the Community](#)  
Updated March 2, 2021

### *More topics*

- ▶ [\[ Espanol, Tieng Viet, ASL \]](#)
- ▶ [County Data](#)
- ▶ [Diagnostic Testing EUA](#)
- ▶ [Handouts and Posters](#)
- ▶ [Healthcare Professionals](#)
- ▶ [Interactive Maps and Charts](#)

- ▶ [Prevention and Safety Guidance](#)
- ▶ [School Cases and Outbreaks](#)
- ▶ [Statewide COVID-19 Data](#)
- ▶ [Testing for COVID-19](#)
- ▶ [Vaccination Against COVID-19](#)

# COVID-19 Vaccinations

Latest information

Questions and answers

Mississippi Vaccination Report

Now vaccination Mississippians with chronic health conditions, adults 65 and over, and healthcare workers.

[FULL INFORMATION](#)

## AGENCY

[About Us](#)

[Administration](#)

[Board of Health](#)

[County Offices](#)

[Institutional Review](#)

[Jobs](#)

[Locations](#)

[Public Health Laboratory](#)

[RFPs/Grants](#)

[More »](#)

[Intranet](#)

[OHIT+ER Service Center](#)

[Webmail](#)

## INFORMATION

[Apps](#)

[Calendar of Events](#)

[Contact Us](#)

[Meetings](#)

[Health Resources](#)

[Hotlines](#)

[Locations](#)

[News](#)

[Newsletter](#)

[Phone Numbers](#)

[Español](#)

## I NEED A ...

---

[Birth Certificate](#)

[Certificate of Need](#)

[Children's Health Insurance](#)

[Complaint Form](#)

[Criminal History Check](#)

[Death Certificate](#)

[Divorce Record](#)

[Food Permit](#)

[Immunization Record](#)

[J-1 Visa](#)

[License Verification](#)

[Marriage Record](#)

[Professional License](#)

[Public Records Request](#)

[Wastewater Application](#)

## PUBLICATIONS

---

[Annual Report](#)

[CON Weekly Reports](#)

[Health Facilities Directory](#)

[Mississippi Morbidity Reports](#)

[Public Health Report](#)

[State Health Plan](#)

[Strategic Plan](#)

[More »](#)

Mississippi State Department of Health • 570 East Woodrow Wilson Dr • Jackson, MS 39216 • 866-HLTHY4U • [Contact and information](#)

