



## Coronavirus Disease 2019 (COVID-19)

Updated March 4, 2021

Mississippi COVID-19 Hotline (7 days a week, 7 a.m.–7 p.m.): **877-978-6453**

**Guidance for adults 65 and over, or 16 and older with medical conditions:** All Mississippi residents aged 65 or older, or 16 and older with serious chronic medical conditions, should avoid all social gatherings outside of the household or any in-person mass gathering, including religious ceremonies, or sporting events, until fully protected by an approved COVID-19 vaccine. [Details »](#)

## General Information

- ▶ [COVID-19 vaccinations and Mississippi vaccination summary](#)
- ▶ [COVID-19 overview, questions and answers, and other resources](#)
- ▶ [COVID-19 and You: Video Q & A with State Health Officer Dr. Thomas Dobbs](#)
- ▶ [ASL, Spanish and Vietnamese materials](#)

## Healthcare Professionals

Guidance and more →

- ▶ [Healthcare guidance](#)
- ▶ [Electronic reporting](#)
- ▶ [Vaccine providers](#)
- ▶ [Specimens](#)
- ▶ [Lab dropoff](#)
- ▶ [Facilities guidance](#)
- ▶ [MS-HAN Alerts](#)

### ALL HEALTHCARE

## Current Cases and Statistics

County and state data →

- ▶ [Today's update](#)
- ▶ [State data and reports](#)

- ▶ [County data](#)
- ▶ [Charts and maps](#)
- ▶ [Hospitalizations](#)
- ▶ [Lab testing](#)
- ▶ [Recoveries](#)

---

## [ALL STATISTICS](#)

## Prevention, Testing and Guidance

Personal and community →

- ▶ [Getting tested](#)
- ▶ [Personal protection](#)
- ▶ [Gatherings and events](#)
- ▶ [Business and community](#)
- ▶ [School guidelines](#)
- ▶ [State agencies](#)
- ▶ [Vaccinations](#)

---

## [ALL GUIDANCE](#)

**Home isolation is mandatory if you have tested positive for COVID-19** by [order of the State Health Officer](#). (If you are awaiting results of routine testing *not* related to exposure, you may [return to work](#) and follow the safety guidance of your employer.)

**Quarantine is mandatory for household members** of someone who has COVID-19. Home quarantine permits working under certain circumstances.

[More about isolation and quarantine »](#)

---

## COVID-19 in Mississippi

### New Cases and Deaths as of March 3

#### NEW CASES

---

**479**

New COVID-19 positive test results reported to MSDH as of 3 p.m. yesterday.

---

#### TOTAL MISSISSIPPI CASES

296,154

▶ [Totals by county](#)

#### NEW DEATHS

21

New COVID-19 related deaths reported to MSDH as of 3 p.m. yesterday.

Fifteen deaths occurred between February 21 and March 3 in the counties below:

▶ [County list](#)

Six deaths occurred between January 26 and February 23, identified from death certificate reports.

▶ [County list](#)

#### TOTAL MISSISSIPPI DEATHS

6,764

#### LTC OUTBREAKS

57

Current outbreaks in long-term care (LTC) facilities only. (See [LTC facility outbreak definition](#).)

▶ [Cases by county](#)

**About our case counts:** We currently update our case totals each day based on test results from the previous day. Outside laboratories also report positive test results to us, which are included in our totals. Multiple positive tests for the same individual are counted only once. County case numbers and deaths may change as investigation finds new or additional information.

## Statewide COVID-19 Data and Reports

▶ [K-12 School Reports](#)

Weekly COVID-19 cases, outbreaks and exposure reported by Mississippi schools

▶ [Long-Term Care Facility and Residential Care Facility COVID-19 Reports](#)

Data reported directly to MSDH by the facility; cases and deaths in these reports may not yet be included in our totals of lab-reported cases.

▶ [Ongoing Outbreaks in Nursing Homes](#)

A wide variety of data from the Centers for Medicare and Medicaid (CMS)

- ▶ [Deaths from COVID-19 and Other Causes](#) PDF  
Provisional counts by week of deaths from COVID-19, pneumonia/influenza, and heart disease
- ▶ [Laboratory Testing](#)  
Number and type of COVID-19 tests performed
- ▶ [Mississippi COVID-19 Vaccination Report](#) PDF  
Vaccinations distributed and administered as reported to MSDH by vaccination providers
- ▶ [Statewide data charts](#)

## County COVID-19 Data

### Race and Ethnicity

- ▶ [Total COVID-19 cases and deaths by county, race and ethnicity](#) PDF  
Current and past data tables, updated daily

### Data Snapshots for Individual Counties

- ▶ [Weekly COVID-19 snapshots for each Mississippi county](#)

### High Cases and Incidence

- ▶ [Map of Mississippi counties by 7-day incidence](#)
- ▶ [Table of counties ranked by weekly cases and incidence](#)

### Cumulative Cases and Deaths by County

Totals of all reported COVID-19 cases, including those in long-term care (LTC) facilities.

**The numbers in this table are provisional.** County case numbers and deaths may change as investigation finds new or additional information. The data provided below is the most current available.

County	Total Cases	Total Deaths	Total LTC Facility Cases	Total LTC Facility Deaths
<a href="#">Adams</a>	2350	78	72	15
<a href="#">Alcorn</a>	2924	63	130	20
<a href="#">Amite</a>	1122	35	55	8
<a href="#">Attala</a>	2068	70	175	36
<a href="#">Benton</a>	939	24	45	10
<a href="#">Bolivar</a>	4620	124	232	31
<a href="#">Calhoun</a>	1585	28	36	4
<a href="#">Carroll</a>	1190	25	51	10
<a href="#">Chickasaw</a>	2014	53	60	15
<a href="#">Choctaw</a>	698	17	1	0
<a href="#">Claiborne</a>	991	29	45	9
<b>Total</b>	<b>296,154</b>	<b>6,764</b>	<b>10,393</b>	<b>1,954</b>

County	Total Cases	Total Deaths	Total LTC Facility Cases	Total LTC Facility Deaths
Clarke	1696	72	123	31
Clay	1792	51	38	5
Coahoma	2820	69	129	11
Copiah	2792	59	81	11
Covington	2497	80	136	39
De Soto	19731	230	113	24
Forrest	7250	138	226	51
Franklin	762	19	40	4
George	2324	45	59	7
Greene	1279	33	52	6
Grenada	2485	78	155	32
Hancock	3502	77	69	14
Harrison	16780	282	484	65
Hinds	18881	393	805	130
Holmes	1827	70	104	20
Humphreys	930	27	34	8
Issaquena	167	6	0	0
Itawamba	2902	75	134	23
Jackson	12643	229	238	34
Jasper	2138	45	43	2
Jefferson	628	27	40	7
Jefferson Davis	1027	31	8	1
Jones	8005	147	219	41
Kemper	904	23	44	9
Lafayette	5747	113	187	55
Lamar	5909	80	53	13
Lauderdale	6847	227	442	99
Lawrence	1206	21	27	2
Leake	2531	72	88	15
Lee	9703	161	222	41
Leflore	3389	119	237	52
Lincoln	3564	104	185	39
Lowndes	6033	140	256	62
<b>Total</b>	<b>296,154</b>	<b>6,764</b>	<b>10,393</b>	<b>1,954</b>

County	Total Cases	Total Deaths	Total LTC Facility Cases	Total LTC Facility Deaths
Madison	9484	203	365	69
Marion	2527	78	158	24
Marshall	4044	92	64	15
Monroe	3993	128	190	55
Montgomery	1229	39	54	9
Neshoba	3822	170	203	59
Newton	2312	52	87	15
Noxubee	1231	31	35	6
Oktibbeha	4421	94	222	36
Panola	4323	96	103	14
Pearl River	4193	132	188	36
Perry	1222	35	21	7
Pike	3017	96	132	35
Pontotoc	4107	71	86	12
Prentiss	2711	58	99	15
Quitman	774	14	0	0
Rankin	12787	265	392	61
Scott	2952	71	115	18
Sharkey	491	17	43	8
Simpson	2766	80	157	20
Smith	1530	33	65	8
Stone	1730	29	84	14
Sunflower	3192	86	121	20
Tallahatchie	1714	39	50	7
Tate	3033	74	80	19
Tippah	2795	65	119	13
Tishomingo	2129	65	102	27
Tunica	995	23	18	2
Union	3964	74	131	23
Walthall	1245	40	69	13
Warren	4138	115	170	37
Washington	5229	130	191	39
Wayne	2545	41	69	11
<b>Total</b>	<b>296,154</b>	<b>6,764</b>	<b>10,393</b>	<b>1,954</b>

County	Total Cases	Total Deaths	Total LTC Facility Cases	Total LTC Facility Deaths
Webster	1111	32	61	12
Wilkinson	624	27	25	5
Winston	2219	79	130	39
Yalobusha	1455	36	82	22
Yazoo	2908	65	139	18
<b>Total</b>	<b>296,154</b>	<b>6,764</b>	<b>10,393</b>	<b>1,954</b>

## Case Classifications

Mississippi investigates and reports both probable and confirmed cases and deaths according to the [CSTE case definition](#).

	Confirmed	Probable	Total
Cases	183,586	112,568	<b>296,154</b>
Deaths	4,717	2,047	<b>6,764</b>

Confirmed cases and deaths are generally determined by positive PCR tests, which detect the presence of ongoing coronavirus infection.

Probable cases are those who test positive by other testing methods such as antibody or antigen, and have recent symptoms consistent with COVID-19, indicating a recent infection.

Probable deaths are those individuals with a designation of COVID-19 as a cause of death on the death certificate, but where no confirmatory testing was performed.

---

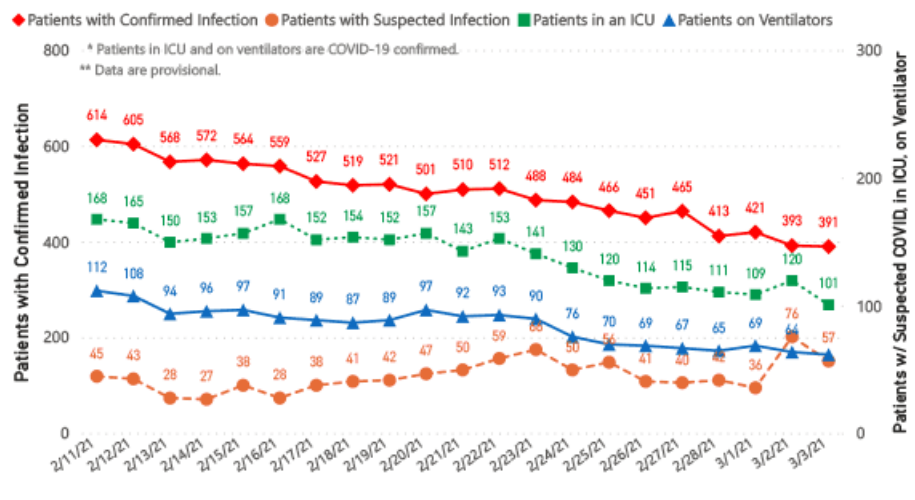
## Mississippi COVID-19 Data Charts and Maps

All data reports below are updated as they become available.

## Hospitalizations and Bed Availability

▶ [View interactive hospitalization charts](#)

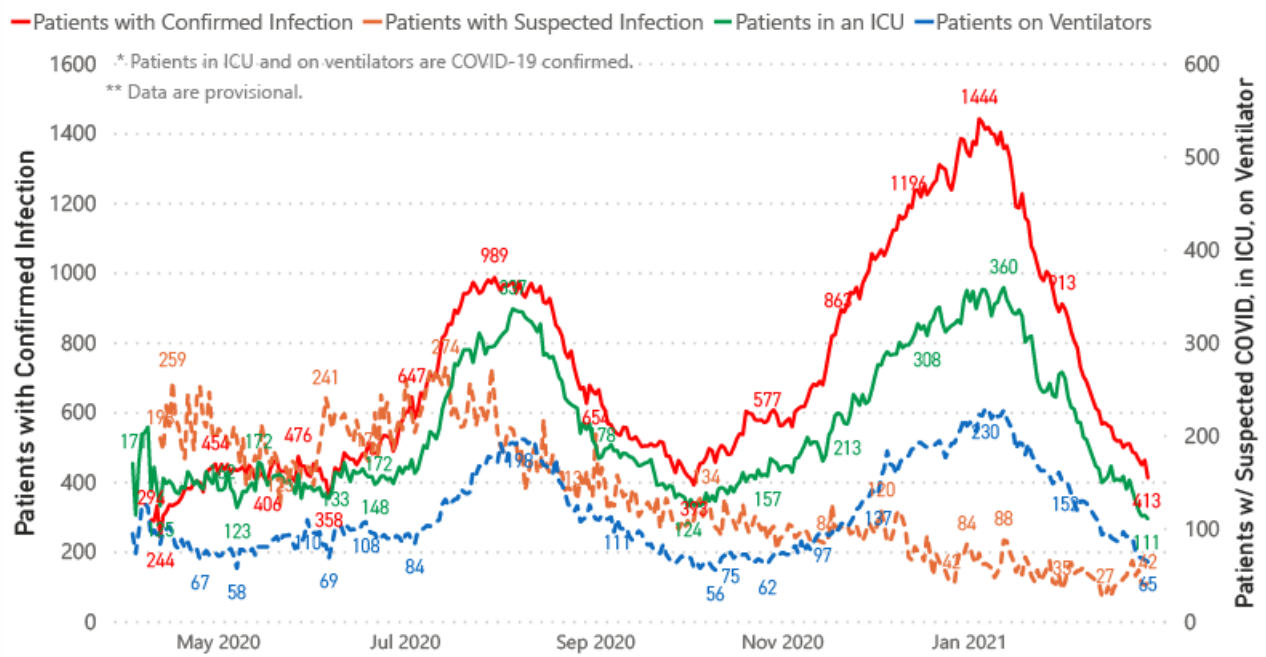
### COVID-19 Hospitalizations Reported by MS Hospitals, 2/11/21-3/3/21 \*\*, \*\*



### Hospitalization and ICU Use to Date

Updated weekly

### COVID-19 Hospitalizations Trends, Reported by MS Hospitals as of 2/28/21 \*\*, \*\*



### Daily Case Maps

▶ [View all interactive maps](#)

### Recent COVID-19 Activity

The chart below shows counties according to COVID-19 incidence (cases by population) over the last 7 days. Also see [weekly county incidence tables](#)



Mississippi COVID-19 Cases Incidence Rate \*  
as of March 3, 2021

## Mississippi

7 Day Average  
New Cases

**477.6**

7 Day Average  
Incidence Rate \*

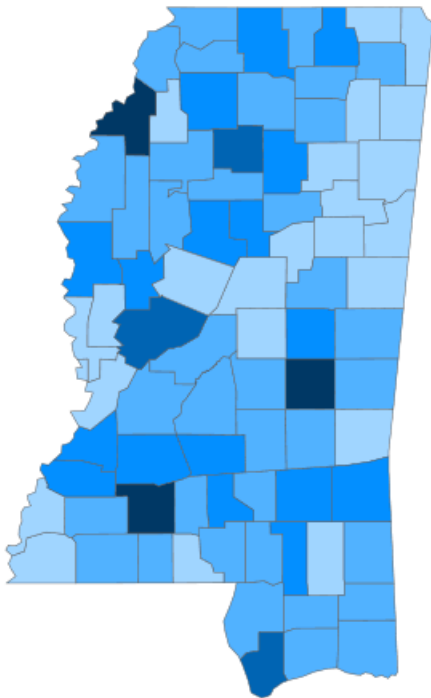
**16.2**

Cumulative Cases

**296,154**

2019 Estimated Population

**2,976,148**



● <10.0 ● 10.0 to 20.0 ● 20.0 to 30.0 ● 30.0 to 40.0 ● >40.0

\* Based on average daily new cases of past 7 days per 100,000 population.

County	Incidence Rate	New Cases (7-Day Avg)	2019 Est. Population	Mask Mandate Status	Mask Mandate Started	Mask Mandate Ended
Coahoma	60.1	13.3	22,124	None		
Newton	44.2	9.3	21,018	None		
Lincoln	41.8	14.3	34,153	Active	11/24/20	
Yazoo	33.7	10.0	29,690	None		
Hancock	30.9	14.7	47,632	None		
Yalobusha	30.7	3.7	12,108	Active	11/10/20	
Jefferson	28.6	2.0	6,990	None		
Jefferson Davis	28.2	3.1	11,128	Active	11/24/20	
Neshoba	27.0	7.9	29,118	Active	11/24/20	

### Cumulative COVID-19 Cases

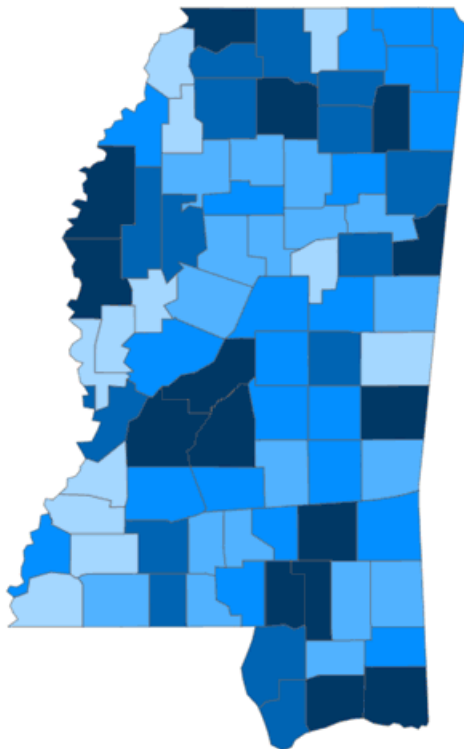
Total cases and deaths by county since the start of the pandemic. Also see [weekly estimate of recoveries](#)

Mississippi COVID-19  
Cases and Deaths by Race with Ethnicity  
as of 3 pm CT, March 3, 2021

# Mississippi

Total Cases

296,154



● 1 to 1000 ● 1001 to 2000 ● 2001 to 3000 ● 3001 to 4500 ● >4500

	American Indian or Alaska Native	Asian	Black	White	Other	Unknown
Non Hispanic	1,202	1,075	79,955	113,593	2,915	2,449
Hispanic	58	35	406	1,894	3,409	681
Unknown Ethnicity	1,004	332	17,447	26,590	7,103	36,006

Total Deaths

6,764

	American Indian or Alaska Native	Asian	Black	White	Other	Unknown
Non Hispanic	88	11	2,305	3,101	39	15
Hispanic	1	1	7	29	20	2
Unknown Ethnicity	25	7	350	545	64	154

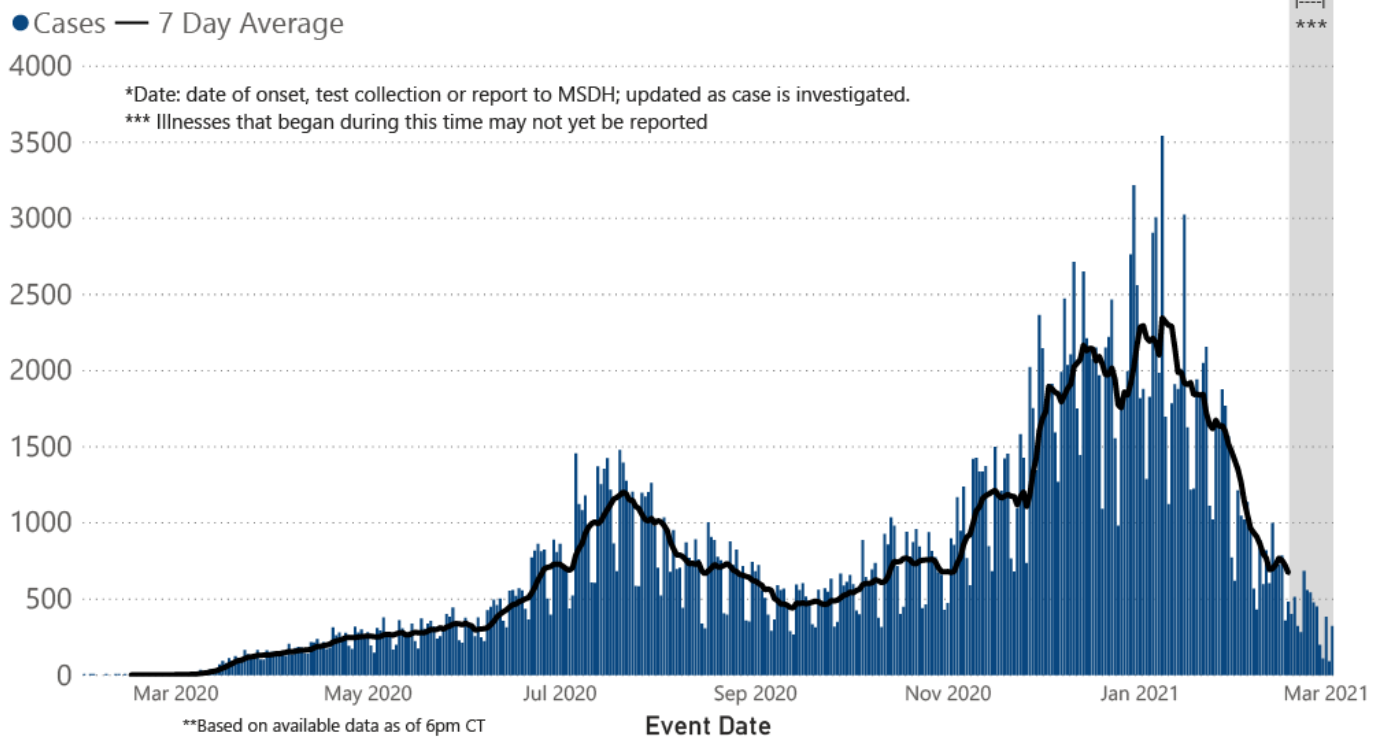
## Daily Statewide Data Charts

Our state case map and other data charts are also available in interactive form.

▶ [View interactive epidemiological and surveillance charts](#)

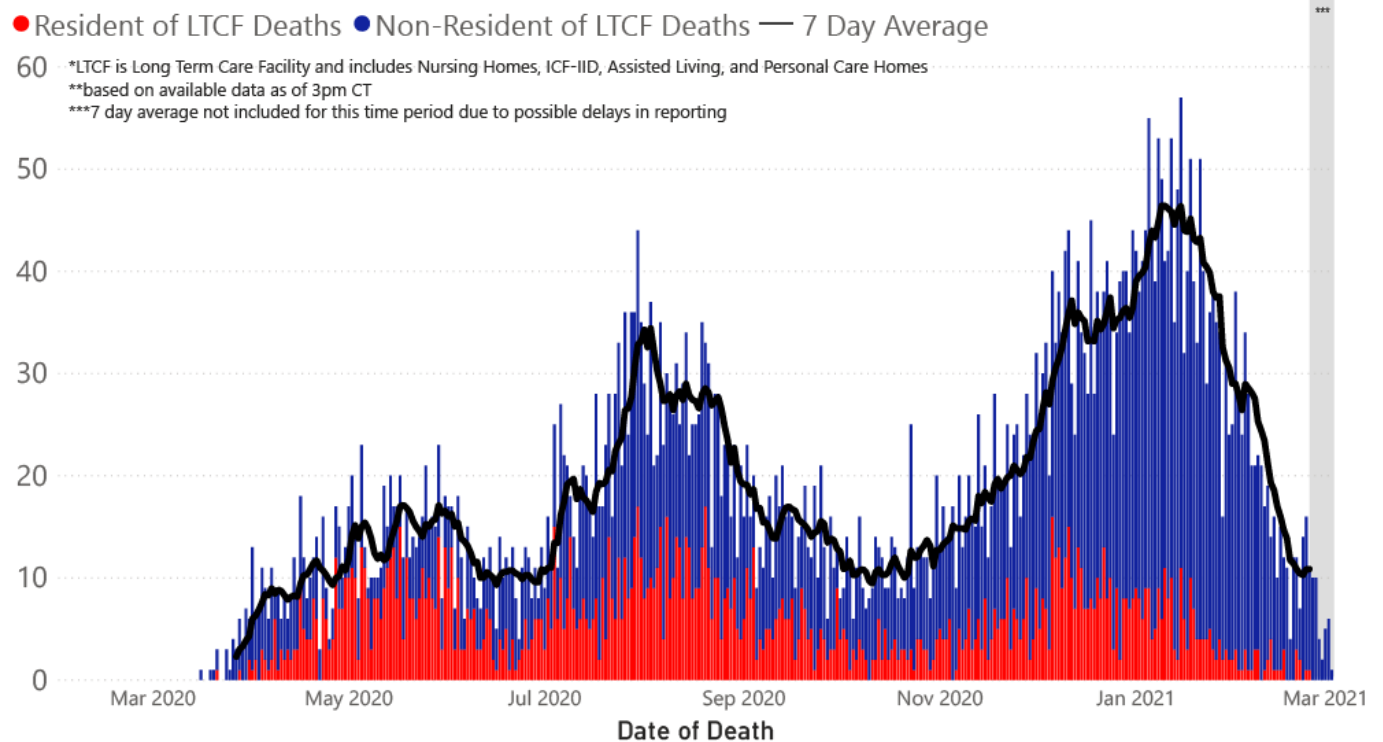
The charts below are based on available data at the time of publication. Charts do **not** include cases where insufficient details of the case are known.

## COVID-19 Cases by Date\* through March 3, 2021\*\*, Mississippi



**Note:** Values up to two weeks in the past on the chart of Cases by Date above can change as we update it with new information from disease investigation.

## COVID-19 LTCF\* and Non-LTCF Deaths by Date of Death through March 3, 2021\*\*, Mississippi



## Weekly Statewide Data Charts

Includes:

- Cases, deaths and hospitalizations, analyzed by age, race/ethnicity, gender and other factors

- MIS-C cases and deaths
- Counties with high COVID-19 cases and incidence
- Syndromic surveillance

▶ [All weekly charts](#)

## Estimated Recoveries

Presumed COVID-19 cases recovered, estimated weekly (does not include cases still under investigation).

### COVID-19 Presumed Recovered Cases through March 1, 2021, Mississippi

278,162  
Presumed Recovered\*

\*Reflects Provisional Estimates. Presumed Recovered if:

- 1) It has been 14 days or more since the case tested positive, if they were not hospitalized
- 2) It has been 21 days or more since the case tested positive, if they were hospitalized or hospitalization was unknown.

All deaths excluded. Presumed recovered counts will be updated weekly.

## U.S. and World Cases

- ▶ [COVID-19 cases in the United States \(CDC\)](#)
- ▶ [U.S. COVID-19 Tracker \(CDC\)](#)
- ▶ [COVID-19 Global Case Map \(Johns Hopkins University\)](#)

## COVID-19 Testing

### Statewide Combined Testing as of February 28

COVID-19 testing providers around the state include commercial laboratories, hospital labs and the MSDH Public Health Laboratory results from all these sources are combined in the table below. (Updated weekly)

**PCR** testing detects current, active COVID-19 infection in an individual.

**Antibody** (serology) testing identifies individuals with past COVID-19 infection based on antibodies they develop one to

three weeks after infection.

**Antigen** testing is another way to identify current COVID-19 infection.

PCR tests	1,642,348
Serology (antibody) tests	81,986
Antigen tests	748,339
<b>Total tests</b>	<b>2,472,673</b>

▶ [Getting tested for COVID-19](#)

---

## Prevention and Guidance for Individuals and the Community

▶ [Preventive steps to take, recommendations, guidance and general information on COVID-19](#)

Get COVID-19 e-mail updates daily with our free newsletter:



Last reviewed on Mar 5,

2020

[error on this](#)

[email page](#)

[print](#)

### *Related resources*

- ▶ [IT IS REAL: COVID-19 as Told by Survivors](#)
- ▶ [Free COVID-19 Testing and Local Testing Providers](#)
- ▶ [COVID-19 Guidance and Prevention for Individuals and the Community](#)  
Updated March 2, 2021

### *More topics*

- ▶ [\[ Espanol, Tieng Viet, ASL \]](#)
- ▶ [County Data](#)
- ▶ [Diagnostic Testing EUA](#)
- ▶ [Handouts and Posters](#)
- ▶ [Healthcare Professionals](#)
- ▶ [Interactive Maps and Charts](#)
- ▶ [Prevention and Safety Guidance](#)
- ▶ [School Cases and Outbreaks](#)
- ▶ [Statewide COVID-19 Data](#)
- ▶ [Testing for COVID-19](#)
- ▶ [Vaccination Against COVID-19](#)

# Free COVID-19 Rapid Testing

Free drive-through testing open to the public

Available in all counties

No symptoms required for college students and others

[Check our weekly schedule of free testing locations statewide](#)

[FULL INFORMATION](#)

## **AGENCY**

[About Us](#)

[Administration](#)

[Board of Health](#)

[County Offices](#)

[Institutional Review](#)

[Jobs](#)

[Locations](#)

[Public Health Laboratory](#)

[RFPs/Grants](#)

[More »](#)

---

[Intranet](#)

[OHIT+ER Service Center](#)

[Webmail](#)

## **INFORMATION**

[Apps](#)

[Calendar of Events](#)

[Contact Us](#)

[Meetings](#)

[Health Resources](#)

[Hotlines](#)

[Locations](#)

[News](#)

[Newsletter](#)

[Phone Numbers](#)

[Español](#)

## **I NEED A ...**

[Birth Certificate](#)

[Certificate of Need](#)

[Children's Health Insurance](#)

[Complaint Form](#)

Criminal History Check  
Death Certificate  
Divorce Record  
Food Permit  
Immunization Record  
J-1 Visa  
License Verification  
Marriage Record  
Professional License  
Public Records Request  
Wastewater Application

#### **PUBLICATIONS**

Annual Report  
CON Weekly Reports  
Health Facilities Directory  
Mississippi Morbidity Reports  
Public Health Report  
State Health Plan  
Strategic Plan  
*More »*

Mississippi State Department of Health • 570 East Woodrow Wilson Dr • Jackson, MS 39216 • 866-HLTHY4U • Contact and information

