



## Coronavirus Disease 2019 (COVID-19)

Updated March 5, 2021

Mississippi COVID-19 Hotline (7 days a week, 7 a.m.–7 p.m.): **877-978-6453**

**Guidance for adults 65 and over, or 16 and older with medical conditions:** All Mississippi residents aged 65 or older, or 16 and older with serious chronic medical conditions, should avoid all social gatherings outside of the household or any in-person mass gathering, including religious ceremonies, or sporting events, until fully protected by an approved COVID-19 vaccine. [Details »](#)

## General Information

- ▶ [COVID-19 vaccinations and Mississippi vaccination summary](#)
- ▶ [COVID-19 overview, questions and answers, and other resources](#)
- ▶ [COVID-19 and You: Video Q & A with State Health Officer Dr. Thomas Dobbs](#)
- ▶ [ASL, Spanish and Vietnamese materials](#)

## Healthcare Professionals

Guidance and more →

- ▶ [Healthcare guidance](#)
- ▶ [Electronic reporting](#)
- ▶ [Vaccine providers](#)
- ▶ [Specimens](#)
- ▶ [Lab dropoff](#)
- ▶ [Facilities guidance](#)
- ▶ [MS-HAN Alerts](#)

### ALL HEALTHCARE

## Current Cases and Statistics

County and state data →

- ▶ [Today's update](#)
- ▶ [State data and reports](#)

- ▶ [County data](#)
- ▶ [Charts and maps](#)
- ▶ [Hospitalizations](#)
- ▶ [Lab testing](#)
- ▶ [Recoveries](#)

## [ALL STATISTICS](#)

## Prevention, Testing and Guidance

Personal and community →

- ▶ [Getting tested](#)
- ▶ [Personal protection](#)
- ▶ [Gatherings and events](#)
- ▶ [Business and community](#)
- ▶ [School guidelines](#)
- ▶ [State agencies](#)
- ▶ [Vaccinations](#)

## [ALL GUIDANCE](#)

**Home isolation is mandatory if you have tested positive for COVID-19** by [order of the State Health Officer](#). (If you are awaiting results of routine testing *not* related to exposure, you may [return to work](#) and follow the safety guidance of your employer.)

**Quarantine is mandatory for household members** of someone who has COVID-19. Home quarantine permits working under certain circumstances.

[More about isolation and quarantine »](#)

## COVID-19 in Mississippi

### New Cases and Deaths as of March 4

#### NEW CASES

**591**

New COVID-19 positive test results reported to MSDH as of 3 p.m. yesterday.

#### TOTAL MISSISSIPPI CASES

296,745

▶ [Totals by county](#)

#### NEW DEATHS

19

New COVID-19 related deaths reported to MSDH as of 3 p.m. yesterday.

Six deaths occurred between February 26 and March 3 in the counties below:

▶ [County list](#)

Thirteen deaths occurred between December 12 and February 25, identified from death certificate reports.

▶ [County list](#)

#### TOTAL MISSISSIPPI DEATHS

6,783

#### LTC OUTBREAKS

52

Current outbreaks in long-term care (LTC) facilities only. (See [LTC facility outbreak definition](#).)

▶ [Cases by county](#)

**About our case counts:** We currently update our case totals each day based on test results from the previous day. Outside laboratories also report positive test results to us, which are included in our totals. Multiple positive tests for the same individual are counted only once. County case numbers and deaths may change as investigation finds new or additional information.

## Statewide COVID-19 Data and Reports

▶ [K-12 School Reports](#)

Weekly COVID-19 cases, outbreaks and exposure reported by Mississippi schools

▶ [Long-Term Care Facility and Residential Care Facility COVID-19 Reports](#)

Data reported directly to MSDH by the facility; cases and deaths in these reports may not yet be included in our totals of lab-reported cases.

▶ [Ongoing Outbreaks in Nursing Homes](#)

A wide variety of data from the Centers for Medicare and Medicaid (CMS)

- ▶ [Deaths from COVID-19 and Other Causes](#) PDF  
Provisional counts by week of deaths from COVID-19, pneumonia/influenza, and heart disease
- ▶ [Laboratory Testing](#)  
Number and type of COVID-19 tests performed
- ▶ [Mississippi COVID-19 Vaccination Report](#) PDF  
Vaccinations distributed and administered as reported to MSDH by vaccination providers
- ▶ [Statewide data charts](#)

## County COVID-19 Data

### Race and Ethnicity

- ▶ [Total COVID-19 cases and deaths by county, race and ethnicity](#) PDF  
Current and past data tables, updated daily

### Data Snapshots for Individual Counties

- ▶ [Weekly COVID-19 snapshots for each Mississippi county](#)

### High Cases and Incidence

- ▶ [Map of Mississippi counties by 7-day incidence](#)
- ▶ [Table of counties ranked by weekly cases and incidence](#)

### Cumulative Cases and Deaths by County

Totals of all reported COVID-19 cases, including those in long-term care (LTC) facilities.

**The numbers in this table are provisional.** County case numbers and deaths may change as investigation finds new or additional information. The data provided below is the most current available.

County	Total Cases	Total Deaths	Total LTC Facility Cases	Total LTC Facility Deaths
<a href="#">Adams</a>	2353	78	72	15
<a href="#">Alcorn</a>	2925	63	130	20
<a href="#">Amite</a>	1124	35	55	8
<a href="#">Attala</a>	2068	71	175	36
<a href="#">Benton</a>	940	24	45	10
<a href="#">Bolivar</a>	4626	124	232	31
<a href="#">Calhoun</a>	1586	28	36	4
<a href="#">Carroll</a>	1193	25	51	10
<a href="#">Chickasaw</a>	2017	53	60	15
<a href="#">Choctaw</a>	699	17	1	0
<a href="#">Claiborne</a>	990	29	45	9
<b>Total</b>	<b>296,745</b>	<b>6,783</b>	<b>10,395</b>	<b>1,955</b>

County	Total Cases	Total Deaths	Total LTC Facility Cases	Total LTC Facility Deaths
Clarke	1702	73	123	31
Clay	1793	51	38	5
Coahoma	2827	69	129	11
Copiah	2797	59	81	11
Covington	2499	80	136	39
De Soto	19774	231	113	24
Forrest	7272	138	226	51
Franklin	764	20	40	4
George	2324	45	59	7
Greene	1281	33	52	6
Grenada	2487	78	155	32
Hancock	3519	78	69	14
Harrison	16850	282	484	65
Hinds	18916	394	805	131
Holmes	1827	70	104	20
Humphreys	931	28	34	8
Issaquena	167	6	0	0
Itawamba	2905	75	134	23
Jackson	12700	230	238	34
Jasper	2139	45	43	2
Jefferson	628	27	40	7
Jefferson Davis	1027	31	8	1
Jones	8017	148	219	41
Kemper	908	23	44	9
Lafayette	5761	114	187	55
Lamar	5920	81	53	13
Lauderdale	6856	227	442	99
Lawrence	1208	21	27	2
Leake	2535	72	88	15
Lee	9711	162	222	41
Leflore	3394	120	237	52
Lincoln	3590	104	186	39
Lowndes	6051	140	256	62
<b>Total</b>	<b>296,745</b>	<b>6,783</b>	<b>10,395</b>	<b>1,955</b>

County	Total Cases	Total Deaths	Total LTC Facility Cases	Total LTC Facility Deaths
Madison	9499	204	365	69
Marion	2528	78	158	24
Marshall	4051	92	64	15
Monroe	3994	128	190	55
Montgomery	1231	40	54	9
Neshoba	3836	170	203	59
Newton	2322	52	87	15
Noxubee	1233	31	35	6
Oktibbeha	4426	94	222	36
Panola	4331	98	103	14
Pearl River	4205	132	188	36
Perry	1227	35	21	7
Pike	3019	96	133	35
Pontotoc	4110	71	86	12
Prentiss	2712	58	99	15
Quitman	774	14	0	0
Rankin	12823	265	392	61
Scott	2957	71	115	18
Sharkey	492	17	43	8
Simpson	2771	80	157	20
Smith	1536	33	65	8
Stone	1731	29	84	14
Sunflower	3197	86	121	20
Tallahatchie	1717	39	50	7
Tate	3035	74	80	19
Tippah	2800	65	119	13
Tishomingo	2130	65	102	27
Tunica	996	24	18	2
Union	3966	74	131	23
Walthall	1248	40	69	13
Warren	4143	115	170	37
Washington	5229	130	191	39
Wayne	2548	41	69	11
<b>Total</b>	<b>296,745</b>	<b>6,783</b>	<b>10,395</b>	<b>1,955</b>

County	Total Cases	Total Deaths	Total LTC Facility Cases	Total LTC Facility Deaths
Webster	1111	32	61	12
Wilkinson	625	27	25	5
Winston	2221	79	130	39
Yalobusha	1456	36	82	22
Yazoo	2914	66	139	18
<b>Total</b>	<b>296,745</b>	<b>6,783</b>	<b>10,395</b>	<b>1,955</b>

## Case Classifications

Mississippi investigates and reports both probable and confirmed cases and deaths according to the [CSTE case definition](#).

	Confirmed	Probable	Total
Cases	183,930	112,815	<b>296,745</b>
Deaths	4,724	2,059	<b>6,783</b>

Confirmed cases and deaths are generally determined by positive PCR tests, which detect the presence of ongoing coronavirus infection.

Probable cases are those who test positive by other testing methods such as antibody or antigen, and have recent symptoms consistent with COVID-19, indicating a recent infection.

Probable deaths are those individuals with a designation of COVID-19 as a cause of death on the death certificate, but where no confirmatory testing was performed.

---

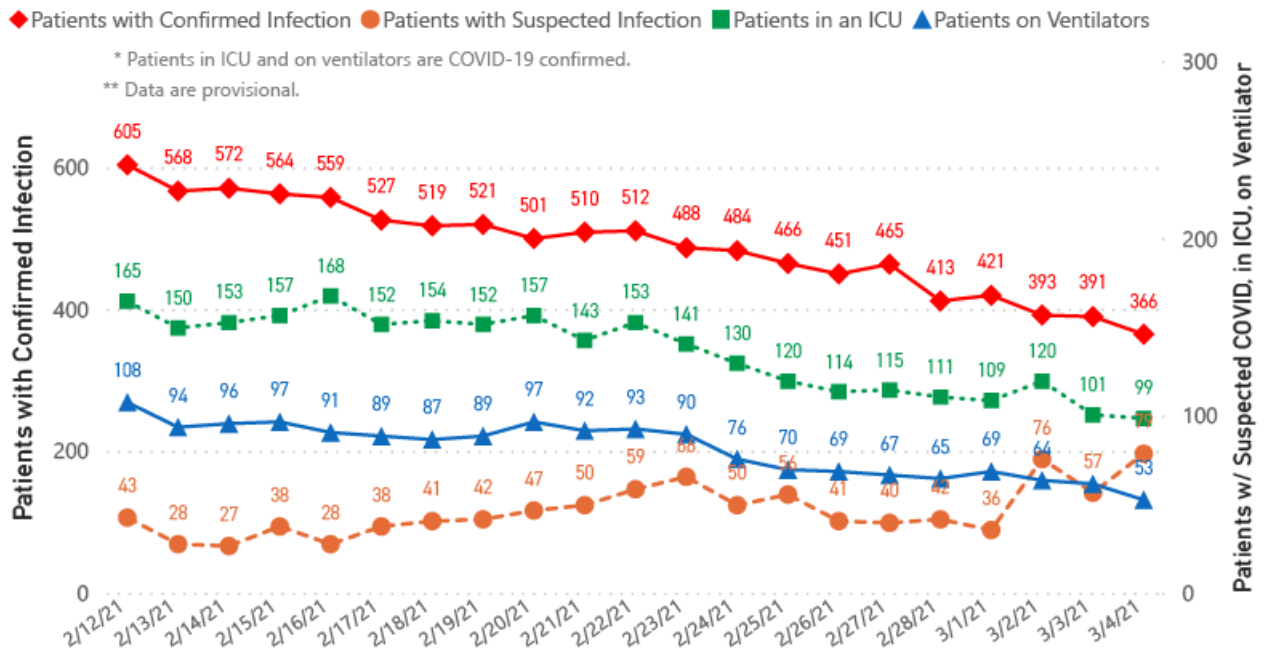
## Mississippi COVID-19 Data Charts and Maps

All data reports below are updated as they become available.

## Hospitalizations and Bed Availability

▶ [View interactive hospitalization charts](#)

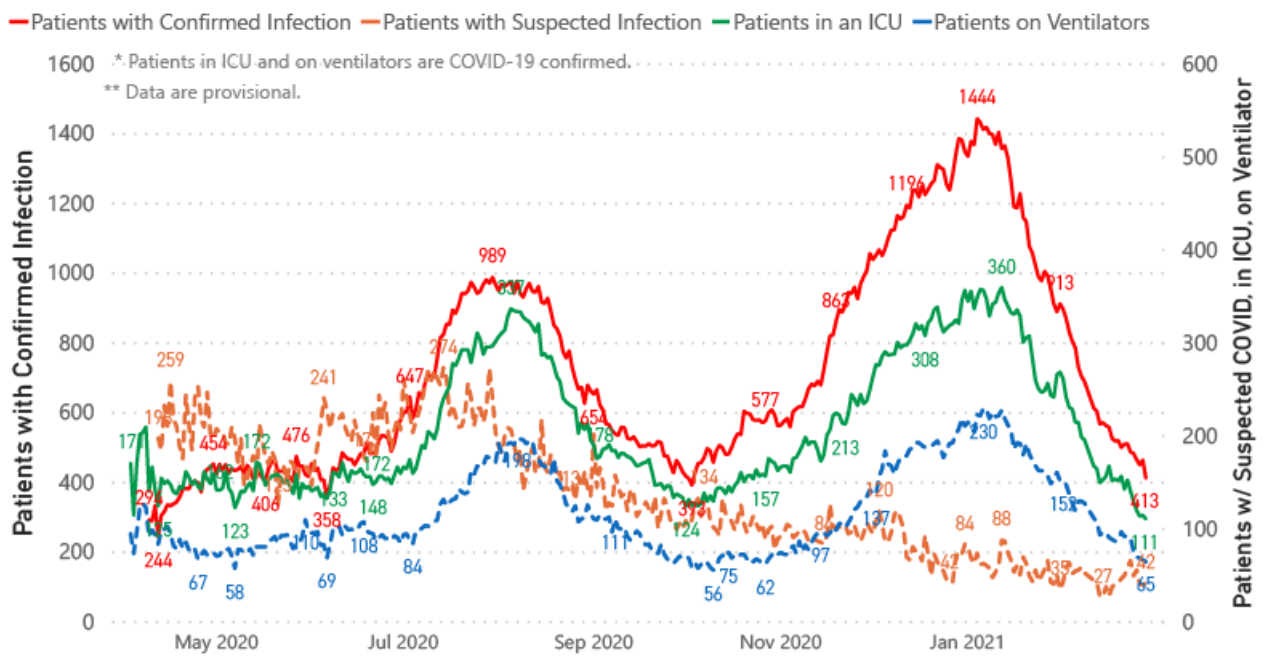
## COVID-19 Hospitalizations Reported by MS Hospitals, 2/12/21-3/4/21 \*,\*\*



### Hospitalization and ICU Use to Date

Updated weekly

## COVID-19 Hospitalizations Trends, Reported by MS Hospitals as of 2/28/21 \*,\*\*



### Daily Case Maps

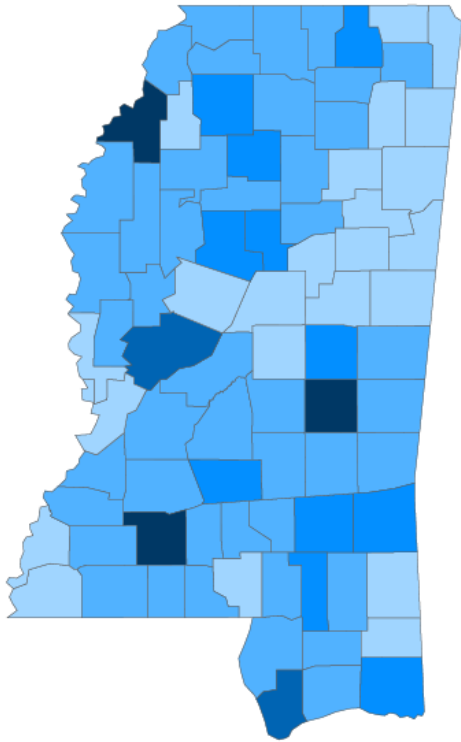
▶ [View all interactive maps](#)



## Recent COVID-19 Activity

The chart below shows counties according to COVID-19 incidence (cases by population) over the last 7 days. Also see [weekly county incidence tables](#)

### Mississippi COVID-19 Cases Incidence Rate \* as of March 4, 2021



## Mississippi

7 Day Average  
New Cases

**457.6**

7 Day Average  
Incidence Rate \*

**14.9**

Cumulative Cases

**296,746**

2019 Estimated Population

**2,976,148**

County	Incidence Rate	New Cases (7-Day Avg)	2019 Est. Population	Mask Mandate Status	Mask Mandate Started	Mask Mandate Ended
Lincoln	41.4	14.1	34,153	Active	11/24/20	
Coahoma	41.3	9.1	22,124	None		
Newton	40.1	8.4	21,018	None		
Yazoo	31.3	9.3	29,690	None		
Hancock	30.9	14.7	47,632	None		
Neshoba	28.9	8.4	29,118	Active	11/24/20	
Montgomery	26.3	2.6	9,775	Active	11/16/20	
Tippah	25.3	5.6	22,015	Active	11/24/20	
Yalobusha	24.8	3.0	12,108	Active	11/10/20	
Simpson	23.6	6.3	26,658	None		

● <10.0 ● 10.0 to 20.0 ● 20.0 to 30.0 ● 30.0 to 40.0 ● >40.0

\* Based on average daily new cases of past 7 days per 100,000 population.

## Cumulative COVID-19 Cases

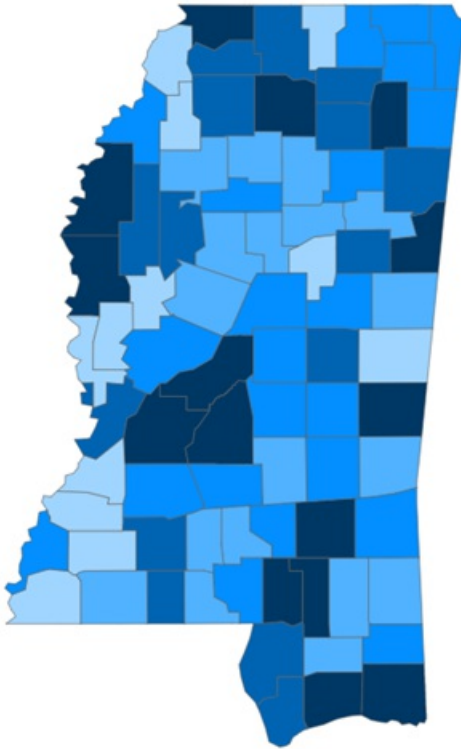
Total cases and deaths by county since the start of the pandemic. Also see [weekly estimate of recoveries](#)

Mississippi COVID-19  
Cases and Deaths by Race with Ethnicity  
as of 3 pm CT, March 4, 2021

# Mississippi

Total Cases

296,745



	American Indian or Alaska Native	Asian	Black	White	Other	Unknown
Non Hispanic	1,205	1,078	80,120	113,848	2,918	2,461
Hispanic	58	35	407	1,898	3,420	682
Unknown Ethnicity	1,005	334	17,452	26,640	7,107	36,077

Total Deaths

6,783

	American Indian or Alaska Native	Asian	Black	White	Other	Unknown
Non Hispanic	89	11	2,312	3,111	39	15
Hispanic	1	1	7	29	20	2
Unknown Ethnicity	25	7	350	546	64	154

● 1 to 1000 ● 1001 to 2000 ● 2001 to 3000 ● 3001 to 4500 ● >4500

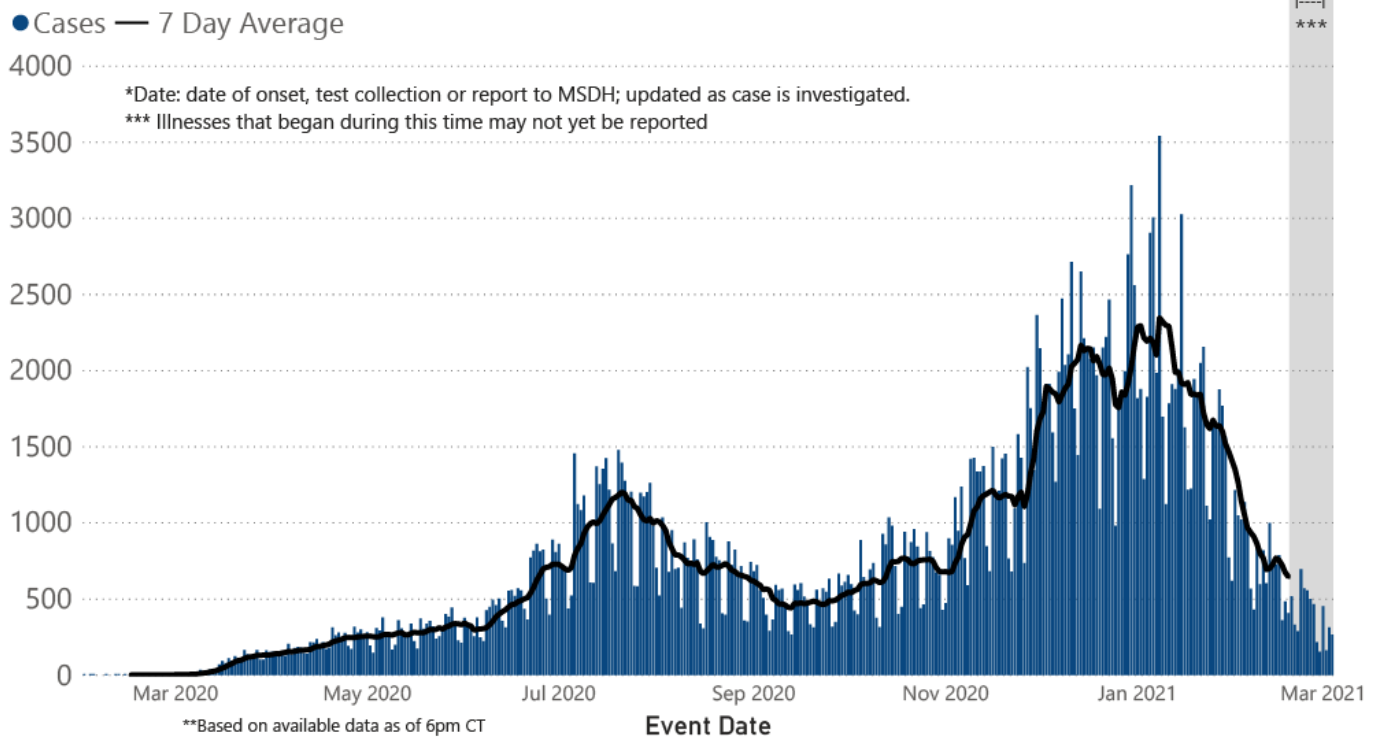
## Daily Statewide Data Charts

Our state case map and other data charts are also available in interactive form.

▶ [View interactive epidemiological and surveillance charts](#)

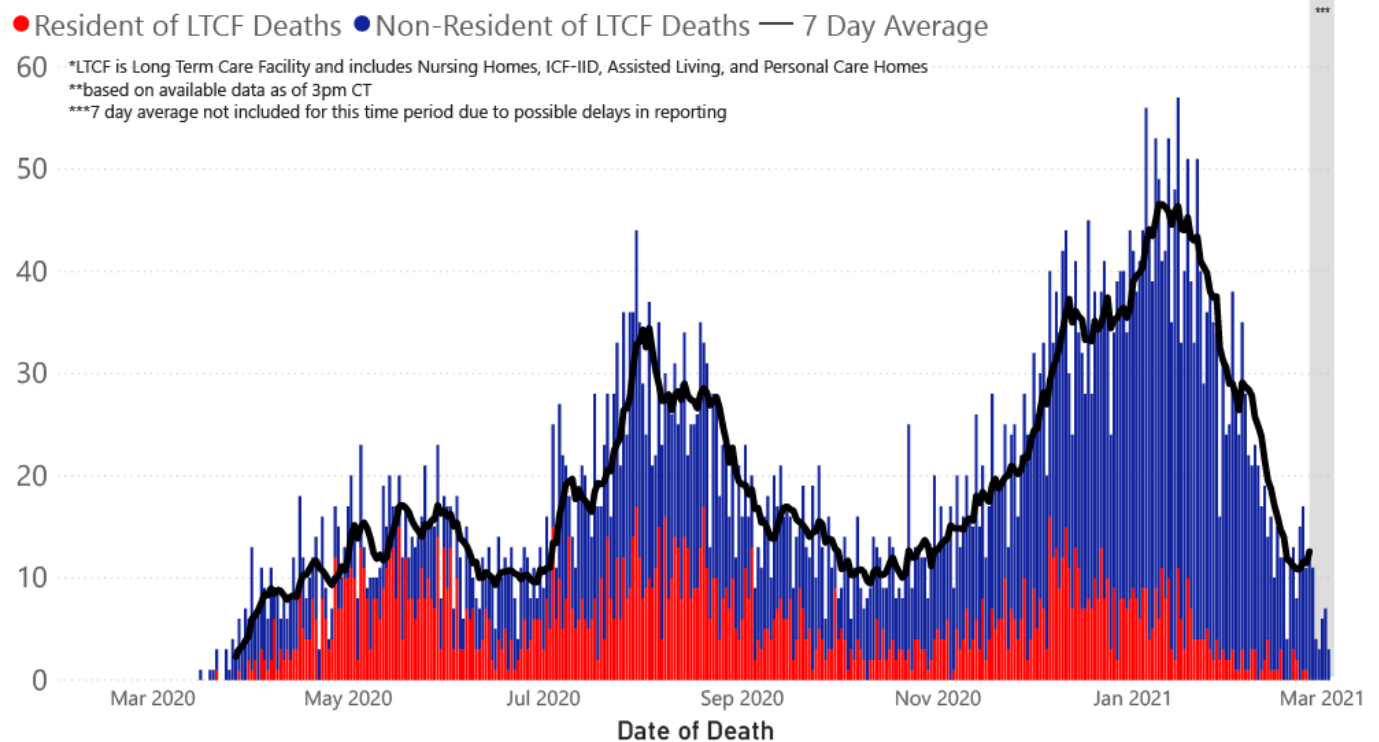
The charts below are based on available data at the time of publication. Charts do **not** include cases where insufficient details of the case are known.

## COVID-19 Cases by Date\* through March 4, 2021\*\*, Mississippi



**Note:** Values up to two weeks in the past on the chart of Cases by Date above can change as we update it with new information from disease investigation.

## COVID-19 LTCF\* and Non-LTCF Deaths by Date of Death through March 4, 2021\*\*, Mississippi



## Weekly Statewide Data Charts

Includes:

- Cases, deaths and hospitalizations, analyzed by age, race/ethnicity, gender and other factors

- MIS-C cases and deaths
- Counties with high COVID-19 cases and incidence
- Syndromic surveillance

▶ [All weekly charts](#)

## Estimated Recoveries

Presumed COVID-19 cases recovered, estimated weekly (does not include cases still under investigation).

### COVID-19 Presumed Recovered Cases through March 1, 2021, Mississippi

278,162  
Presumed Recovered\*

\*Reflects Provisional Estimates. Presumed Recovered if:

- 1) It has been 14 days or more since the case tested positive, if they were not hospitalized
- 2) It has been 21 days or more since the case tested positive, if they were hospitalized or hospitalization was unknown.

All deaths excluded. Presumed recovered counts will be updated weekly.

## U.S. and World Cases

- ▶ [COVID-19 cases in the United States \(CDC\)](#)
- ▶ [U.S. COVID-19 Tracker \(CDC\)](#)
- ▶ [COVID-19 Global Case Map \(Johns Hopkins University\)](#)

## COVID-19 Testing

### Statewide Combined Testing as of February 28

COVID-19 testing providers around the state include commercial laboratories, hospital labs and the MSDH Public Health Laboratory results from all these sources are combined in the table below. (Updated weekly)

**PCR** testing detects current, active COVID-19 infection in an individual.

**Antibody** (serology) testing identifies individuals with past COVID-19 infection based on antibodies they develop one to

three weeks after infection.

**Antigen** testing is another way to identify current COVID-19 infection.

PCR tests	1,642,348
Serology (antibody) tests	81,986
Antigen tests	748,339
<b>Total tests</b>	<b>2,472,673</b>

▶ [Getting tested for COVID-19](#)

---

## Prevention and Guidance for Individuals and the Community

▶ [Preventive steps to take, recommendations, guidance and general information on COVID-19](#)

Get COVID-19 e-mail updates daily with our free newsletter:



Last reviewed on Mar 5,

2020

[error on this](#)

[email page](#)

[print](#)

### *Related resources*

- ▶ [IT IS REAL: COVID-19 as Told by Survivors](#)
- ▶ [Free COVID-19 Testing and Local Testing Providers](#)
- ▶ [COVID-19 Guidance and Prevention for Individuals and the Community](#)  
Updated March 2, 2021

### *More topics*

- ▶ [\[ Espanol, Tieng Viet, ASL \]](#)
- ▶ [County Data](#)
- ▶ [Diagnostic Testing EUA](#)
- ▶ [Handouts and Posters](#)
- ▶ [Healthcare Professionals](#)
- ▶ [Interactive Maps and Charts](#)
- ▶ [Prevention and Safety Guidance](#)
- ▶ [School Cases and Outbreaks](#)
- ▶ [Statewide COVID-19 Data](#)
- ▶ [Testing for COVID-19](#)
- ▶ [Vaccination Against COVID-19](#)



#### AGENCY

---

- [About Us](#)
- [Administration](#)
- [Board of Health](#)
- [County Offices](#)
- [Institutional Review](#)
- [Jobs](#)
- [Locations](#)
- [Public Health Laboratory](#)
- [RFPs/Grants](#)
- [More »](#)

---

#### Intranet

- [OHIT+ER Service Center](#)
- [Webmail](#)

#### INFORMATION

---

- [Apps](#)
- [Calendar of Events](#)
- [Contact Us](#)
- [Meetings](#)
- [Health Resources](#)
- [Hotlines](#)
- [Locations](#)
- [News](#)
- [Newsletter](#)
- [Phone Numbers](#)
- [Español](#)

#### I NEED A ...

---

- [Birth Certificate](#)
- [Certificate of Need](#)
- [Children's Health Insurance](#)
- [Complaint Form](#)

Criminal History Check  
Death Certificate  
Divorce Record  
Food Permit  
Immunization Record  
J-1 Visa  
License Verification  
Marriage Record  
Professional License  
Public Records Request  
Wastewater Application

#### **PUBLICATIONS**

Annual Report  
CON Weekly Reports  
Health Facilities Directory  
Mississippi Morbidity Reports  
Public Health Report  
State Health Plan  
Strategic Plan  
*More »*

Mississippi State Department of Health • 570 East Woodrow Wilson Dr • Jackson, MS 39216 • 866-HLTHY4U • Contact and information

