



## Coronavirus Disease 2019 (COVID-19)

Updated March 6, 2021

Mississippi COVID-19 Hotline (7 days a week, 7 a.m.–7 p.m.): **877-978-6453**

**Guidance for adults 65 and over, or 16 and older with medical conditions:** All Mississippi residents aged 65 or older, or 16 and older with serious chronic medical conditions, should avoid all social gatherings outside of the household or any in-person mass gathering, including religious ceremonies, or sporting events, until fully protected by an approved COVID-19 vaccine. [Details »](#)

## General Information

- ▶ [COVID-19 vaccinations and Mississippi vaccination summary](#)
- ▶ [COVID-19 overview, questions and answers, and other resources](#)
- ▶ [COVID-19 and You: Video Q & A with State Health Officer Dr. Thomas Dobbs](#)
- ▶ [ASL, Spanish and Vietnamese materials](#)

## Healthcare Professionals

Guidance and more →

- ▶ [Healthcare guidance](#)
- ▶ [Electronic reporting](#)
- ▶ [Vaccine providers](#)
- ▶ [Specimens](#)
- ▶ [Lab dropoff](#)
- ▶ [Facilities guidance](#)
- ▶ [MS-HAN Alerts](#)

## ALL HEALTHCARE

## Current Cases and Statistics

County and state data →

- ▶ [Today's update](#)
- ▶ [State data and reports](#)

- ▶ [County data](#)
- ▶ [Charts and maps](#)
- ▶ [Hospitalizations](#)
- ▶ [Lab testing](#)
- ▶ [Recoveries](#)

## [ALL STATISTICS](#)

## Prevention, Testing and Guidance

Personal and community →

- ▶ [Getting tested](#)
- ▶ [Personal protection](#)
- ▶ [Gatherings and events](#)
- ▶ [Business and community](#)
- ▶ [School guidelines](#)
- ▶ [State agencies](#)
- ▶ [Vaccinations](#)

## [ALL GUIDANCE](#)

**Home isolation is mandatory if you have tested positive for COVID-19** by [order of the State Health Officer](#). (If you are awaiting results of routine testing *not* related to exposure, you may [return to work](#) and follow the safety guidance of your employer.)

**Quarantine is mandatory for household members** of someone who has COVID-19. Home quarantine permits working under certain circumstances.

[More about isolation and quarantine »](#)

## COVID-19 in Mississippi

### New Cases and Deaths as of March 5

#### NEW CASES

**576**

New COVID-19 positive test results reported to MSDH as of 3 p.m. yesterday.

#### TOTAL MISSISSIPPI CASES

297,321

▶ [Totals by county](#)

#### NEW DEATHS

22

New COVID-19 related deaths reported to MSDH as of 3 p.m. yesterday.

Ten deaths occurred between January 1 and March 5 in the counties below:

▶ [County list](#)

Twelve deaths occurred between January 23 and February 28, identified from death certificate reports.

▶ [County list](#)

#### TOTAL MISSISSIPPI DEATHS

6,805

#### LTC OUTBREAKS

55

Current outbreaks in long-term care (LTC) facilities only. (See [LTC facility outbreak definition](#).)

▶ [Cases by county](#)

**About our case counts:** We currently update our case totals each day based on test results from the previous day. Outside laboratories also report positive test results to us, which are included in our totals. Multiple positive tests for the same individual are counted only once. County case numbers and deaths may change as investigation finds new or additional information.

## Statewide COVID-19 Data and Reports

▶ [K-12 School Reports](#)

Weekly COVID-19 cases, outbreaks and exposure reported by Mississippi schools

▶ [Long-Term Care Facility and Residential Care Facility COVID-19 Reports](#)

Data reported directly to MSDH by the facility; cases and deaths in these reports may not yet be included in our totals of lab-reported cases.

▶ [Ongoing Outbreaks in Nursing Homes](#)

A wide variety of data from the Centers for Medicare and Medicaid (CMS)

- ▶ [Deaths from COVID-19 and Other Causes](#) PDF  
Provisional counts by week of deaths from COVID-19, pneumonia/influenza, and heart disease
- ▶ [Laboratory Testing](#)  
Number and type of COVID-19 tests performed
- ▶ [Mississippi COVID-19 Vaccination Report](#) PDF  
Vaccinations distributed and administered as reported to MSDH by vaccination providers
- ▶ [Statewide data charts](#)

## County COVID-19 Data

### Race and Ethnicity

- ▶ [Total COVID-19 cases and deaths by county, race and ethnicity](#) PDF  
Current and past data tables, updated daily

### Data Snapshots for Individual Counties

- ▶ [Weekly COVID-19 snapshots for each Mississippi county](#)

### High Cases and Incidence

- ▶ [Map of Mississippi counties by 7-day incidence](#)
- ▶ [Table of counties ranked by weekly cases and incidence](#)

### Cumulative Cases and Deaths by County

Totals of all reported COVID-19 cases, including those in long-term care (LTC) facilities.

**The numbers in this table are provisional.** County case numbers and deaths may change as investigation finds new or additional information. The data provided below is the most current available.

| County                    | Total Cases    | Total Deaths | Total LTC Facility Cases | Total LTC Facility Deaths |
|---------------------------|----------------|--------------|--------------------------|---------------------------|
| <a href="#">Adams</a>     | 2357           | 78           | 78                       | 15                        |
| <a href="#">Alcorn</a>    | 2927           | 63           | 130                      | 20                        |
| <a href="#">Amite</a>     | 1124           | 35           | 55                       | 8                         |
| <a href="#">Attala</a>    | 2069           | 71           | 175                      | 36                        |
| <a href="#">Benton</a>    | 940            | 24           | 45                       | 10                        |
| <a href="#">Bolivar</a>   | 4630           | 124          | 232                      | 31                        |
| <a href="#">Calhoun</a>   | 1586           | 28           | 36                       | 4                         |
| <a href="#">Carroll</a>   | 1194           | 25           | 51                       | 10                        |
| <a href="#">Chickasaw</a> | 2019           | 54           | 60                       | 15                        |
| <a href="#">Choctaw</a>   | 701            | 17           | 1                        | 0                         |
| <a href="#">Claiborne</a> | 990            | 30           | 45                       | 9                         |
| <b>Total</b>              | <b>297,321</b> | <b>6,805</b> | <b>10,402</b>            | <b>1,957</b>              |

| County             | Total Cases    | Total Deaths | Total LTC Facility Cases | Total LTC Facility Deaths |
|--------------------|----------------|--------------|--------------------------|---------------------------|
| Clarke             | 1707           | 73           | 123                      | 31                        |
| Clay               | 1794           | 52           | 38                       | 5                         |
| Coahoma            | 2830           | 69           | 129                      | 11                        |
| Copiah             | 2799           | 59           | 81                       | 11                        |
| Covington          | 2502           | 80           | 136                      | 39                        |
| De Soto            | 19814          | 231          | 113                      | 24                        |
| Forrest            | 7289           | 138          | 226                      | 51                        |
| Franklin           | 764            | 20           | 40                       | 4                         |
| George             | 2327           | 45           | 59                       | 7                         |
| Greene             | 1281           | 33           | 52                       | 6                         |
| Grenada            | 2488           | 78           | 155                      | 32                        |
| Hancock            | 3529           | 78           | 69                       | 14                        |
| Harrison           | 16886          | 282          | 484                      | 65                        |
| Hinds              | 18949          | 395          | 805                      | 131                       |
| Holmes             | 1828           | 70           | 104                      | 20                        |
| Humphreys          | 931            | 28           | 34                       | 8                         |
| Issaquena          | 167            | 6            | 0                        | 0                         |
| Itawamba           | 2906           | 75           | 134                      | 23                        |
| Jackson            | 12750          | 234          | 239                      | 35                        |
| Jasper             | 2141           | 45           | 43                       | 2                         |
| Jefferson          | 628            | 27           | 40                       | 7                         |
| Jefferson<br>Davis | 1027           | 31           | 8                        | 1                         |
| Jones              | 8035           | 148          | 219                      | 41                        |
| Kemper             | 914            | 23           | 44                       | 9                         |
| Lafayette          | 5767           | 114          | 187                      | 55                        |
| Lamar              | 5933           | 81           | 53                       | 13                        |
| Lauderdale         | 6872           | 228          | 442                      | 100                       |
| Lawrence           | 1214           | 21           | 27                       | 2                         |
| Leake              | 2541           | 72           | 88                       | 15                        |
| Lee                | 9720           | 163          | 222                      | 41                        |
| Leflore            | 3400           | 121          | 237                      | 52                        |
| Lincoln            | 3624           | 104          | 186                      | 39                        |
| Lowndes            | 6061           | 140          | 256                      | 62                        |
| <b>Total</b>       | <b>297,321</b> | <b>6,805</b> | <b>10,402</b>            | <b>1,957</b>              |

| County       | Total Cases    | Total Deaths | Total LTC Facility Cases | Total LTC Facility Deaths |
|--------------|----------------|--------------|--------------------------|---------------------------|
| Madison      | 9516           | 204          | 365                      | 69                        |
| Marion       | 2588           | 78           | 158                      | 24                        |
| Marshall     | 4059           | 95           | 64                       | 15                        |
| Monroe       | 3996           | 129          | 190                      | 55                        |
| Montgomery   | 1235           | 40           | 54                       | 9                         |
| Neshoba      | 3848           | 171          | 203                      | 59                        |
| Newton       | 2327           | 53           | 87                       | 15                        |
| Noxubee      | 1234           | 31           | 35                       | 6                         |
| Oktibbeha    | 4430           | 95           | 222                      | 36                        |
| Panola       | 4336           | 98           | 103                      | 14                        |
| Pearl River  | 4212           | 132          | 188                      | 36                        |
| Perry        | 1232           | 35           | 21                       | 7                         |
| Pike         | 3026           | 97           | 133                      | 35                        |
| Pontotoc     | 4110           | 71           | 86                       | 12                        |
| Prentiss     | 2712           | 58           | 99                       | 15                        |
| Quitman      | 775            | 14           | 0                        | 0                         |
| Rankin       | 12842          | 265          | 392                      | 61                        |
| Scott        | 2961           | 71           | 115                      | 18                        |
| Sharkey      | 492            | 17           | 43                       | 8                         |
| Simpson      | 2775           | 81           | 157                      | 20                        |
| Smith        | 1538           | 33           | 65                       | 8                         |
| Stone        | 1734           | 29           | 84                       | 14                        |
| Sunflower    | 3209           | 86           | 121                      | 20                        |
| Tallahatchie | 1717           | 39           | 50                       | 7                         |
| Tate         | 3039           | 74           | 80                       | 19                        |
| Tippah       | 2800           | 65           | 119                      | 13                        |
| Tishomingo   | 2132           | 66           | 102                      | 27                        |
| Tunica       | 998            | 24           | 18                       | 2                         |
| Union        | 3971           | 74           | 131                      | 23                        |
| Walthall     | 1254           | 41           | 69                       | 13                        |
| Warren       | 4144           | 115          | 170                      | 37                        |
| Washington   | 5232           | 130          | 191                      | 39                        |
| Wayne        | 2556           | 41           | 69                       | 11                        |
| <b>Total</b> | <b>297,321</b> | <b>6,805</b> | <b>10,402</b>            | <b>1,957</b>              |

| County       | Total Cases    | Total Deaths | Total LTC Facility Cases | Total LTC Facility Deaths |
|--------------|----------------|--------------|--------------------------|---------------------------|
| Webster      | 1111           | 32           | 61                       | 12                        |
| Wilkinson    | 627            | 27           | 25                       | 5                         |
| Winston      | 2221           | 79           | 130                      | 39                        |
| Yalobusha    | 1457           | 36           | 82                       | 22                        |
| Yazoo        | 2920           | 66           | 139                      | 18                        |
| <b>Total</b> | <b>297,321</b> | <b>6,805</b> | <b>10,402</b>            | <b>1,957</b>              |

## Case Classifications

Mississippi investigates and reports both probable and confirmed cases and deaths according to the [CSTE case definition](#).

|        | Confirmed | Probable | Total          |
|--------|-----------|----------|----------------|
| Cases  | 184,157   | 113,164  | <b>297,321</b> |
| Deaths | 4,734     | 2,071    | <b>6,805</b>   |

Confirmed cases and deaths are generally determined by positive PCR tests, which detect the presence of ongoing coronavirus infection.

Probable cases are those who test positive by other testing methods such as antibody or antigen, and have recent symptoms consistent with COVID-19, indicating a recent infection.

Probable deaths are those individuals with a designation of COVID-19 as a cause of death on the death certificate, but where no confirmatory testing was performed.

---

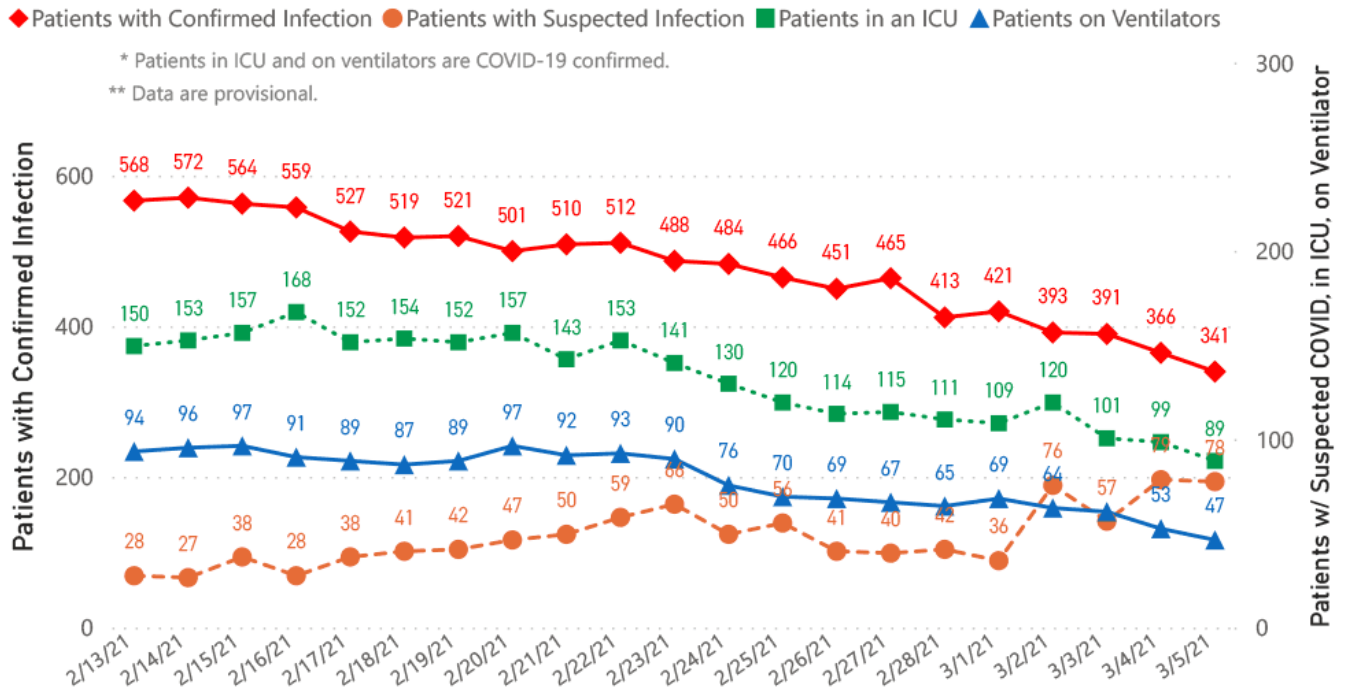
## Mississippi COVID-19 Data Charts and Maps

All data reports below are updated as they become available.

## Hospitalizations and Bed Availability

▶ [View interactive hospitalization charts](#)

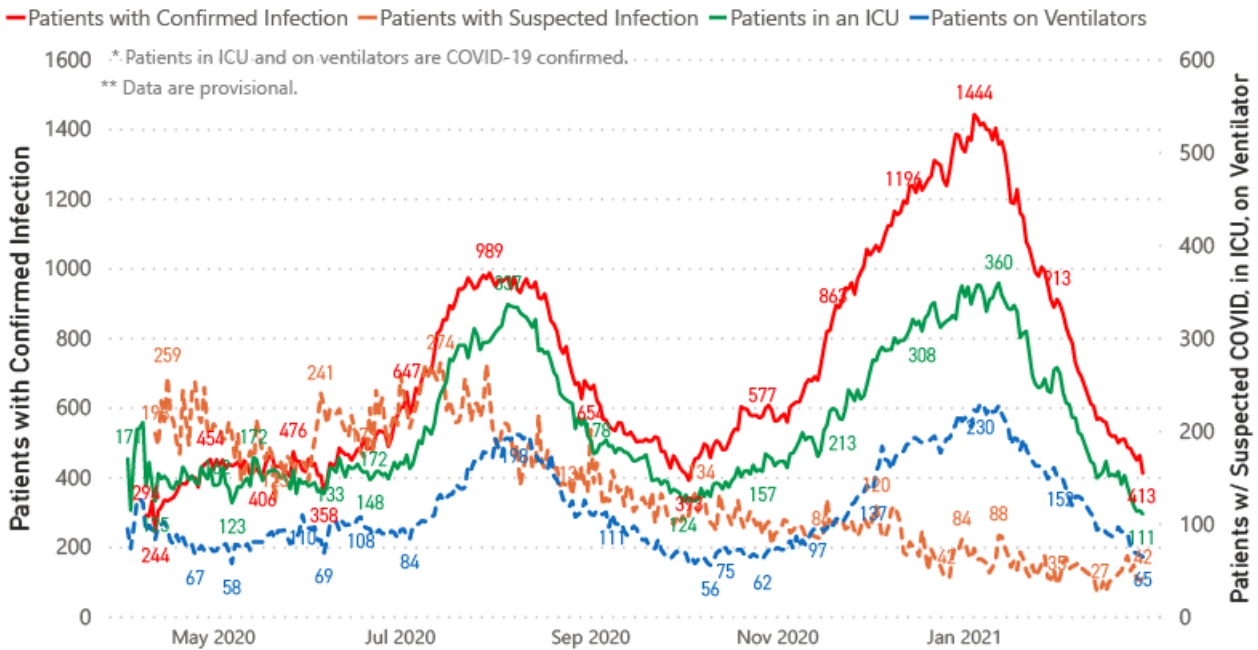
## COVID-19 Hospitalizations Reported by MS Hospitals, 2/13/21-3/5/21 \*,\*\*



## Hospitalization and ICU Use to Date

Updated weekly

## COVID-19 Hospitalizations Trends, Reported by MS Hospitals as of 2/28/21 \*,\*\*



## Daily Case Maps

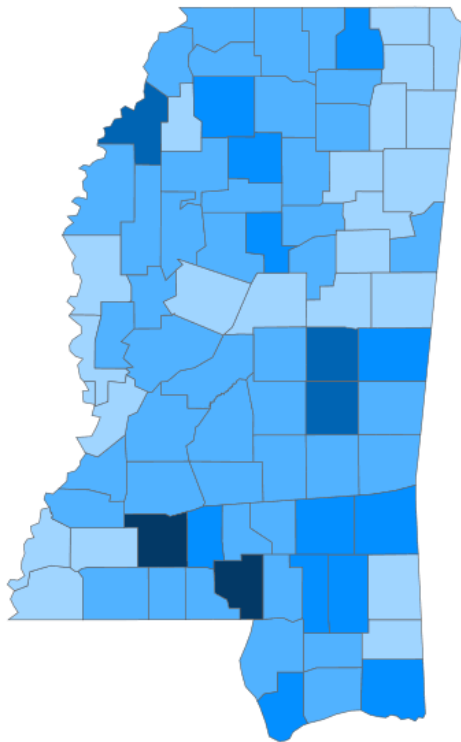
► [View all interactive maps](#)



## Recent COVID-19 Activity

The chart below shows counties according to COVID-19 incidence (cases by population) over the last 7 days. Also see [weekly county incidence tables](#)

### Mississippi COVID-19 Cases Incidence Rate \* as of March 5, 2021



● <10.0 ● 10.0 to 20.0 ● 20.0 to 30.0 ● 30.0 to 40.0 ● >40.0

\* Based on average daily new cases of past 7 days per 100,000 population.

## Mississippi

7 Day Average  
New Cases

**461.4**

7 Day Average  
Incidence Rate \*

**15.0**

Cumulative Cases

**297,322**

2019 Estimated Population

**2,976,148**

| County     | Incidence Rate | New Cases (7-Day Avg) | 2019 Est. Population | Mask Mandate Status | Mask Mandate Started | Mask Mandate Ended |
|------------|----------------|-----------------------|----------------------|---------------------|----------------------|--------------------|
| Lincoln    | 48.5           | 16.6                  | 34,153               | Active              | 11/24/20             |                    |
| Marion     | 40.1           | 9.9                   | 24,573               | None                |                      |                    |
| Coahoma    | 36.8           | 8.1                   | 22,124               | None                |                      |                    |
| Newton     | 35.3           | 7.4                   | 21,018               | None                |                      |                    |
| Neshoba    | 32.4           | 9.4                   | 29,118               | Active              | 11/24/20             |                    |
| Hancock    | 27.3           | 13.0                  | 47,632               | None                |                      |                    |
| Kemper     | 24.9           | 2.4                   | 9,742                | None                |                      |                    |
| Montgomery | 24.8           | 2.4                   | 9,775                | Active              | 11/16/20             |                    |
| Wayne      | 24.1           | 4.9                   | 20,183               | None                |                      |                    |
| Jackson    | 24.0           | 34.4                  | 143,617              | Active              | 10/19/20             |                    |

## Cumulative COVID-19 Cases

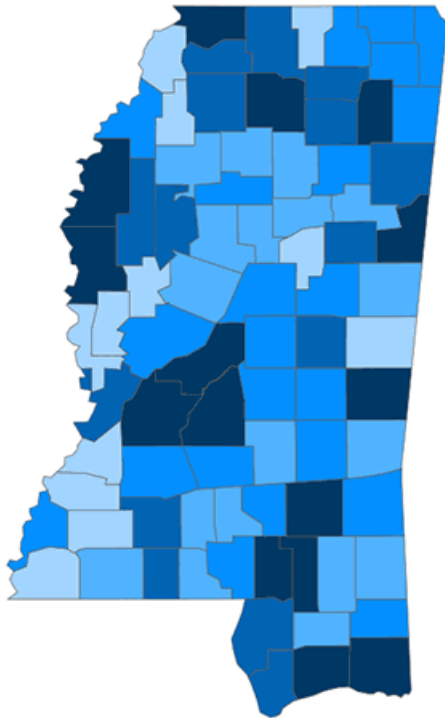
Total cases and deaths by county since the start of the pandemic. Also see [weekly estimate of recoveries](#)

Mississippi COVID-19  
Cases and Deaths by Race with Ethnicity  
as of 3 pm CT, March 5, 2021

# Mississippi

## Total Cases

297,321



● 1 to 1000 ● 1001 to 2000 ● 2001 to 3000 ● 3001 to 4500 ● >4500

|                   | American Indian or Alaska Native | Asian | Black  | White   | Other | Unknown |
|-------------------|----------------------------------|-------|--------|---------|-------|---------|
| Non Hispanic      | 1,206                            | 1,081 | 80,308 | 114,130 | 2,923 | 2,462   |
| Hispanic          | 58                               | 35    | 408    | 1,902   | 3,426 | 684     |
| Unknown Ethnicity | 1,007                            | 334   | 17,449 | 26,643  | 7,108 | 36,157  |

## Total Deaths

6,805

|                   | American Indian or Alaska Native | Asian | Black | White | Other | Unknown |
|-------------------|----------------------------------|-------|-------|-------|-------|---------|
| Non Hispanic      | 89                               | 11    | 2,320 | 3,122 | 39    | 15      |
| Hispanic          | 1                                | 1     | 7     | 29    | 20    | 2       |
| Unknown Ethnicity | 25                               | 7     | 350   | 546   | 64    | 157     |

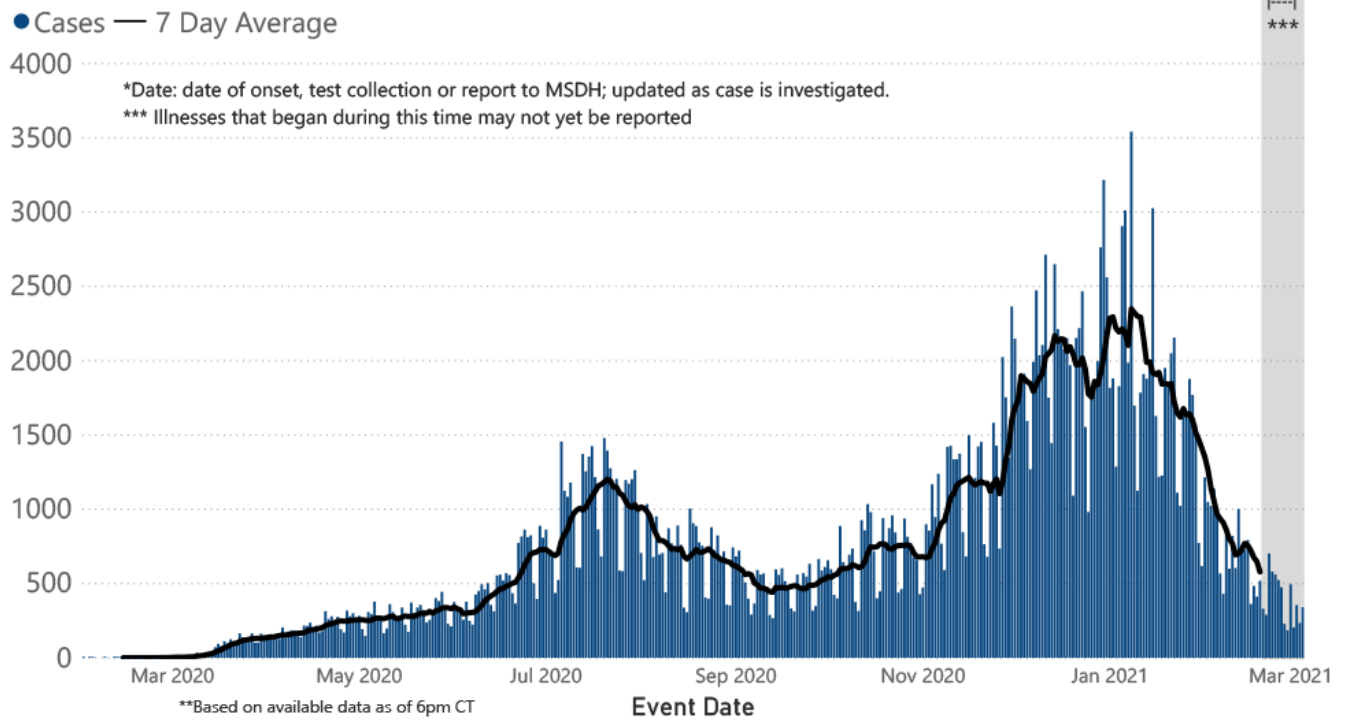
## Daily Statewide Data Charts

Our state case map and other data charts are also available in interactive form.

▶ [View interactive epidemiological and surveillance charts](#)

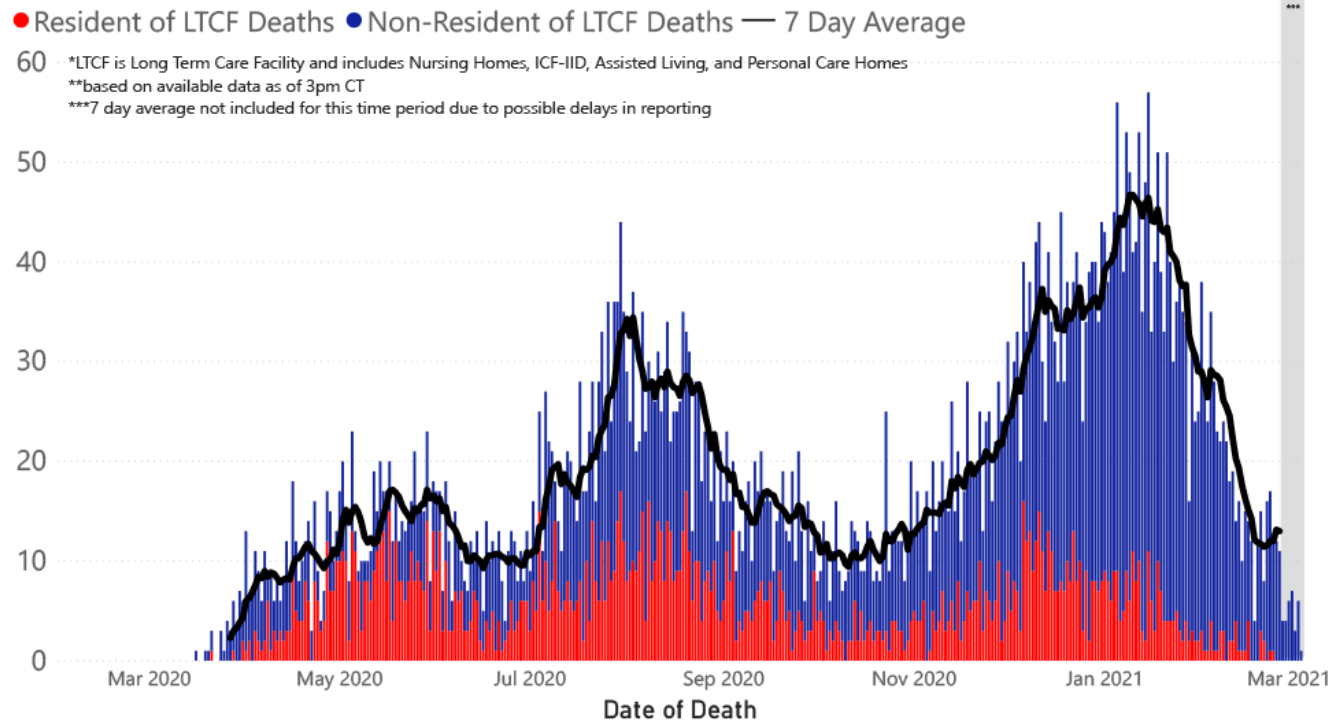
The charts below are based on available data at the time of publication. Charts do **not** include cases where insufficient details of the case are known.

## COVID-19 Cases by Date\* through March 5, 2021\*\*, Mississippi



**Note:** Values up to two weeks in the past on the chart of Cases by Date above can change as we update it with new information from disease investigation.

## COVID-19 LTCF\* and Non-LTCF Deaths by Date of Death through March 5, 2021\*\*, Mississippi



## Weekly Statewide Data Charts

Includes:

- Cases, deaths and hospitalizations, analyzed by age, race/ethnicity, gender and other factors

- MIS-C cases and deaths
- Counties with high COVID-19 cases and incidence
- Syndromic surveillance

▶ [All weekly charts](#)

## Estimated Recoveries

Presumed COVID-19 cases recovered, estimated weekly (does not include cases still under investigation).

### COVID-19 Presumed Recovered Cases through March 1, 2021, Mississippi

**278,162**  
Presumed Recovered\*

\*Reflects Provisional Estimates. Presumed Recovered if:

- 1) It has been 14 days or more since the case tested positive, if they were not hospitalized
- 2) It has been 21 days or more since the case tested positive, if they were hospitalized or hospitalization was unknown.

All deaths excluded. Presumed recovered counts will be updated weekly.

---

## U.S. and World Cases

- ▶ [COVID-19 cases in the United States \(CDC\)](#)
- ▶ [U.S. COVID-19 Tracker \(CDC\)](#)
- ▶ [COVID-19 Global Case Map \(Johns Hopkins University\)](#)

---

## COVID-19 Testing

### Statewide Combined Testing as of February 28

COVID-19 testing providers around the state include commercial laboratories, hospital labs and the MSDH Public Health Laboratory results from all these sources are combined in the table below. (Updated weekly)

**PCR** testing detects current, active COVID-19 infection in an individual.

**Antibody** (serology) testing identifies individuals with past COVID-19 infection based on antibodies they develop one to

three weeks after infection.

**Antigen** testing is another way to identify current COVID-19 infection.

|                           |                  |
|---------------------------|------------------|
| PCR tests                 | 1,642,348        |
| Serology (antibody) tests | 81,986           |
| Antigen tests             | 748,339          |
| <b>Total tests</b>        | <b>2,472,673</b> |

▶ [Getting tested for COVID-19](#)

---

## Prevention and Guidance for Individuals and the Community

▶ [Preventive steps to take, recommendations, guidance and general information on COVID-19](#)

Get COVID-19 e-mail updates daily with our free newsletter:



Last reviewed on Mar 5,

2020

[error on this](#)

[email page](#)

[print](#)

### *Related resources*

- ▶ [IT IS REAL: COVID-19 as Told by Survivors](#)
- ▶ [Free COVID-19 Testing and Local Testing Providers](#)
- ▶ [COVID-19 Guidance and Prevention for Individuals and the Community](#)  
Updated March 2, 2021

### *More topics*

- ▶ [\[ Espanol, Tieng Viet, ASL \]](#)
- ▶ [County Data](#)
- ▶ [Diagnostic Testing EUA](#)
- ▶ [Handouts and Posters](#)
- ▶ [Healthcare Professionals](#)
- ▶ [Interactive Maps and Charts](#)
- ▶ [Prevention and Safety Guidance](#)
- ▶ [School Cases and Outbreaks](#)
- ▶ [Statewide COVID-19 Data](#)
- ▶ [Testing for COVID-19](#)
- ▶ [Vaccination Against COVID-19](#)

# COVID-19 Vaccinations

Latest information

Questions and answers

Mississippi Vaccination Report

Now vaccinating all Mississippians aged 50 and older.

[FULL INFORMATION](#)

## **AGENCY**

[About Us](#)

[Administration](#)

[Board of Health](#)

[County Offices](#)

[Institutional Review](#)

[Jobs](#)

[Locations](#)

[Public Health Laboratory](#)

[RFPs/Grants](#)

[More »](#)

---

[Intranet](#)

[OHIT+ER Service Center](#)

[Webmail](#)

## **INFORMATION**

[Apps](#)

[Calendar of Events](#)

[Contact Us](#)

[Meetings](#)

[Health Resources](#)

[Hotlines](#)

[Locations](#)

[News](#)

[Newsletter](#)

[Phone Numbers](#)

[Español](#)

## **I NEED A ...**

[Birth Certificate](#)

[Certificate of Need](#)

[Children's Health Insurance](#)

[Complaint Form](#)

Criminal History Check  
Death Certificate  
Divorce Record  
Food Permit  
Immunization Record  
J-1 Visa  
License Verification  
Marriage Record  
Professional License  
Public Records Request  
Wastewater Application

#### **PUBLICATIONS**

Annual Report  
CON Weekly Reports  
Health Facilities Directory  
Mississippi Morbidity Reports  
Public Health Report  
State Health Plan  
Strategic Plan  
*More »*

Mississippi State Department of Health • 570 East Woodrow Wilson Dr • Jackson, MS 39216 • 866-HLTHY4U • Contact and information

