



## Coronavirus Disease 2019 (COVID-19)

Updated March 8, 2021

Mississippi COVID-19 Hotline (7 days a week, 7 a.m.–7 p.m.): **877-978-6453**

**Guidance for adults 65 and over, or 16 and older with medical conditions:** All Mississippi residents aged 65 or older, or 16 and older with serious chronic medical conditions, should avoid all social gatherings outside of the household or any in-person mass gathering, including religious ceremonies, or sporting events, until fully protected by an approved COVID-19 vaccine. [Details »](#)

## General Information

- ▶ [COVID-19 vaccinations and Mississippi vaccination summary](#)
- ▶ [COVID-19 overview, questions and answers, and other resources](#)
- ▶ [COVID-19 and You: Video Q & A with State Health Officer Dr. Thomas Dobbs](#)
- ▶ [ASL, Spanish and Vietnamese materials](#)

## Healthcare Professionals

Guidance and more →

- ▶ [Healthcare guidance](#)
- ▶ [Electronic reporting](#)
- ▶ [Vaccine providers](#)
- ▶ [Specimens](#)
- ▶ [Lab dropoff](#)
- ▶ [Facilities guidance](#)
- ▶ [MS-HAN Alerts](#)

## ALL HEALTHCARE

## Current Cases and Statistics

County and state data →

- ▶ [Today's update](#)
- ▶ [State data and reports](#)

- ▶ [County data](#)
- ▶ [Charts and maps](#)
- ▶ [Hospitalizations](#)
- ▶ [Lab testing](#)
- ▶ [Recoveries](#)

## [ALL STATISTICS](#)

## Prevention, Testing and Guidance

[Personal and community](#) →

- ▶ [Getting tested](#)
- ▶ [Personal protection](#)
- ▶ [Gatherings and events](#)
- ▶ [Business and community](#)
- ▶ [School guidelines](#)
- ▶ [State agencies](#)
- ▶ [Vaccinations](#)

## [ALL GUIDANCE](#)

**Home isolation is mandatory if you have tested positive for COVID-19** by [order of the State Health Officer](#). (If you are awaiting results of routine testing *not* related to exposure, you may [return to work](#) and follow the safety guidance of your employer.)

**Quarantine is mandatory for household members** of someone who has COVID-19. Home quarantine permits working under certain circumstances.

[More about isolation and quarantine »](#)

## COVID-19 in Mississippi

### New Cases and Deaths as of March 7

#### NEW CASES

70

New COVID-19 positive test results reported to MSDH as of 3 p.m. yesterday.

#### TOTAL MISSISSIPPI CASES

297,651

▶ [Totals by county](#)

#### NEW DEATHS

0

New COVID-19 related deaths reported to MSDH as of 3 p.m. yesterday.

#### TOTAL MISSISSIPPI DEATHS

6,808

▶ [Totals by county](#)

#### LTC OUTBREAKS

55

Current outbreaks in long-term care (LTC) facilities only. (See [LTC facility outbreak definition](#).)

▶ [Cases by county](#)

**About our case counts:** We currently update our case totals each day based on test results from the previous day. Outside laboratories also report positive test results to us, which are included in our totals. Multiple positive tests for the same individual are counted only once. County case numbers and deaths may change as investigation finds new or additional information.

## Statewide COVID-19 Data and Reports

- ▶ [K-12 School Reports](#)  
Weekly COVID-19 cases, outbreaks and exposure reported by Mississippi schools
- ▶ [Long-Term Care Facility and Residential Care Facility COVID-19 Reports](#)  
Data reported directly to MSDH by the facility; cases and deaths in these reports may not yet be included in our totals of lab-reported cases.
- ▶ [Ongoing Outbreaks in Nursing Homes](#)  
A wide variety of data from the Centers for Medicare and Medicaid (CMS)
- ▶ [Deaths from COVID-19 and Other Causes](#) PDF  
Provisional counts by week of deaths from COVID-19, pneumonia/influenza, and heart disease
- ▶ [Laboratory Testing](#)  
Number and type of COVID-19 tests performed
- ▶ [Mississippi COVID-19 Vaccination Report](#) PDF  
Vaccinations distributed and administered as reported to MSDH by vaccination providers

## County COVID-19 Data

### Race and Ethnicity

- ▶ [Total COVID-19 cases and deaths by county, race and ethnicity](#) PDF  
Current and past data tables, updated daily

### Data Snapshots for Individual Counties

- ▶ [Weekly COVID-19 snapshots for each Mississippi county](#)

### High Cases and Incidence

- ▶ [Map of Mississippi counties by 7-day incidence](#)
- ▶ [Table of counties ranked by weekly cases and incidence](#)

### Cumulative Cases and Deaths by County

Totals of all reported COVID-19 cases, including those in long-term care (LTC) facilities.

**The numbers in this table are provisional.** County case numbers and deaths may change as investigation finds new or additional information. The data provided below is the most current available.

Long-term care cases and death totals will resume on Tuesday.

County	Total Cases	Total Deaths
<a href="#">Adams</a>	2362	78
<a href="#">Alcorn</a>	2928	63
<a href="#">Amite</a>	1125	35
<a href="#">Attala</a>	2105	71
<a href="#">Benton</a>	940	24
<a href="#">Bolivar</a>	4633	124
<a href="#">Calhoun</a>	1587	28
<a href="#">Carroll</a>	1197	25
<a href="#">Chickasaw</a>	2020	54
<a href="#">Choctaw</a>	703	17
<a href="#">Claiborne</a>	991	30
<a href="#">Clarke</a>	1707	73
<a href="#">Clay</a>	1794	52
<b>Total</b>	<b>297,651</b>	<b>6,808</b>

County	Total Cases	Total Deaths
Coahoma	2831	69
Copiah	2801	59
Covington	2504	80
De Soto	19831	231
Forrest	7300	138
Franklin	765	20
George	2328	45
Greene	1281	33
Grenada	2491	78
Hancock	3535	78
Harrison	16904	283
Hinds	18971	395
Holmes	1834	70
Humphreys	931	28
Issaquena	167	6
Itawamba	2907	75
Jackson	12756	234
Jasper	2146	45
Jefferson	629	27
Jefferson Davis	1029	31
Jones	8045	148
Kemper	915	23
Lafayette	5768	114
Lamar	5942	82
Lauderdale	6879	228
Lawrence	1217	21
Leake	2548	72
Lee	9725	163
Leflore	3404	122
Lincoln	3632	104
Lowndes	6062	140
Madison	9525	204
<b>Total</b>	<b>297,651</b>	<b>6,808</b>

County	Total Cases	Total Deaths
Marion	2588	78
Marshall	4067	95
Monroe	3998	129
Montgomery	1235	40
Neshoba	3857	171
Newton	2333	53
Noxubee	1234	31
Oktibbeha	4433	95
Panola	4337	98
Pearl River	4219	132
Perry	1233	35
Pike	3034	97
Pontotoc	4110	71
Prentiss	2712	58
Quitman	775	14
Rankin	12853	265
Scott	2968	71
Sharkey	492	17
Simpson	2779	81
Smith	1544	33
Stone	1735	29
Sunflower	3213	86
Tallahatchie	1718	39
Tate	3046	74
Tippah	2802	65
Tishomingo	2132	66
Tunica	998	24
Union	3970	74
Walthall	1254	41
Warren	4145	115
Washington	5235	130
Wayne	2558	41
Webster	1111	32
<b>Total</b>	<b>297,651</b>	<b>6,808</b>

County	Total Cases	Total Deaths
<a href="#">Wilkinson</a>	627	27
<a href="#">Winston</a>	2225	79
<a href="#">Yalobusha</a>	1460	36
<a href="#">Yazoo</a>	2926	66
<b>Total</b>	<b>297,651</b>	<b>6,808</b>

## Case Classifications

Mississippi investigates and reports both probable and confirmed cases and deaths according to the [CSTE case definition](#).

	Confirmed	Probable	Total
Cases	184,333	113,318	<b>297,651</b>
Deaths	4,737	2,071	<b>6,808</b>

Confirmed cases and deaths are generally determined by positive PCR tests, which detect the presence of ongoing coronavirus infection.

Probable cases are those who test positive by other testing methods such as antibody or antigen, and have recent symptoms consistent with COVID-19, indicating a recent infection.

Probable deaths are those individuals with a designation of COVID-19 as a cause of death on the death certificate, but where no confirmatory testing was performed.

---

## Mississippi COVID-19 Data Charts and Maps

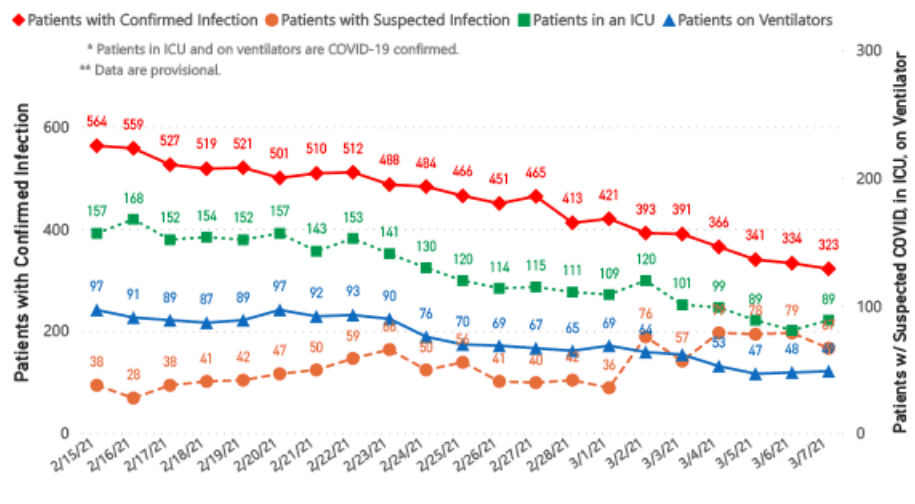
Detailed charts of COVID-19 cases, deaths and hospitalizations will resume on Tuesday.

All data reports below are updated as they become available.

## Hospitalizations and Bed Availability

▶ [View interactive hospitalization charts](#)

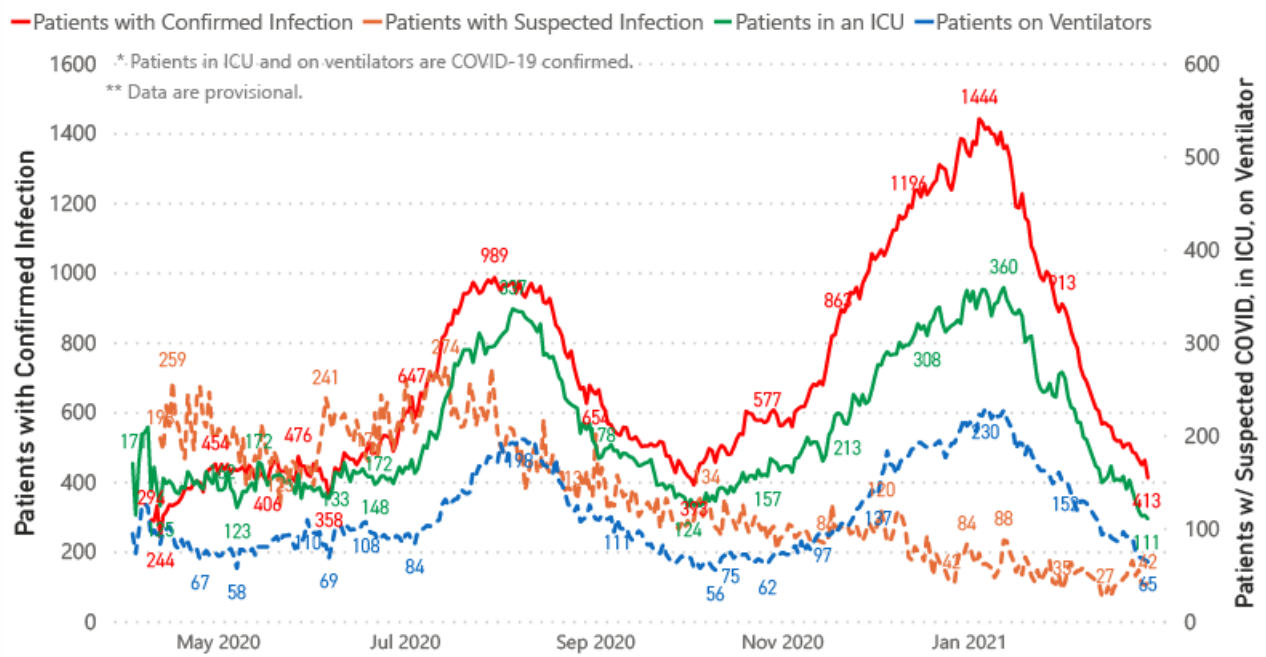
### COVID-19 Hospitalizations Reported by MS Hospitals, 2/15/21-3/7/21 \*\*, \*\*



### Hospitalization and ICU Use to Date

Updated weekly

### COVID-19 Hospitalizations Trends, Reported by MS Hospitals as of 2/28/21 \*\*, \*\*



### Daily Case Maps

[View all interactive maps](#)

### Recent COVID-19 Activity

The chart below shows counties according to COVID-19 incidence (cases by population) over the last 7 days. Also see [weekly county incidence tables](#)



Mississippi COVID-19 Cases Incidence Rate \*  
as of March 7, 2021

## Mississippi

7 Day Average  
New Cases

**379.6**

7 Day Average  
Incidence Rate \*

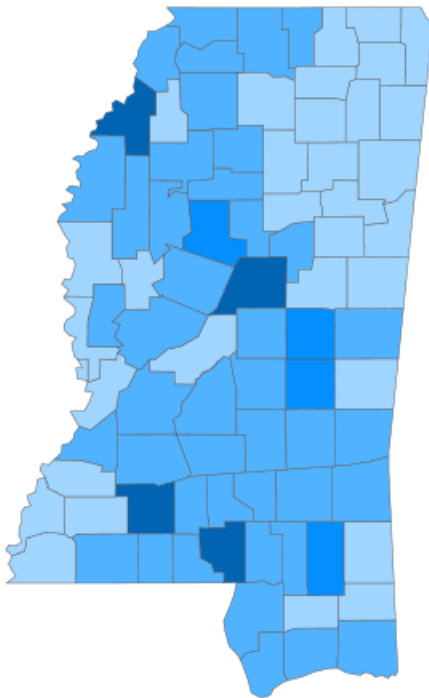
**12.7**

Cumulative Cases

**297,652**

2019 Estimated Population

**2,976,148**



● <10.0 ● 10.0 to 20.0 ● 20.0 to 30.0 ● 30.0 to 40.0

\* Based on average daily new cases of past 7 days per 100,000 population.

County	Incidence Rate	New Cases (7-Day Avg)	2019 Est. Population	Mask Mandate Status	Mask Mandate Started	Mask Mandate Ended
Lincoln	38.1	13.0	34,153	Active	11/24/20	
Coahoma	36.2	8.0	22,124	None		
Marion	36.0	8.9	24,573	None		
Attala	31.4	5.7	18,174	Active	11/24/20	
Newton	25.1	5.3	21,018	None		
Neshoba	24.5	7.1	29,118	Active	11/24/20	
Carroll	21.5	2.1	9,947	Active	10/26/20	
Perry	20.3	2.4	11,973	Active	11/24/20	
Kemper	19.1	1.9	9,742	None		
Hancock	18.6	8.9	47,632	None		

### Cumulative COVID-19 Cases

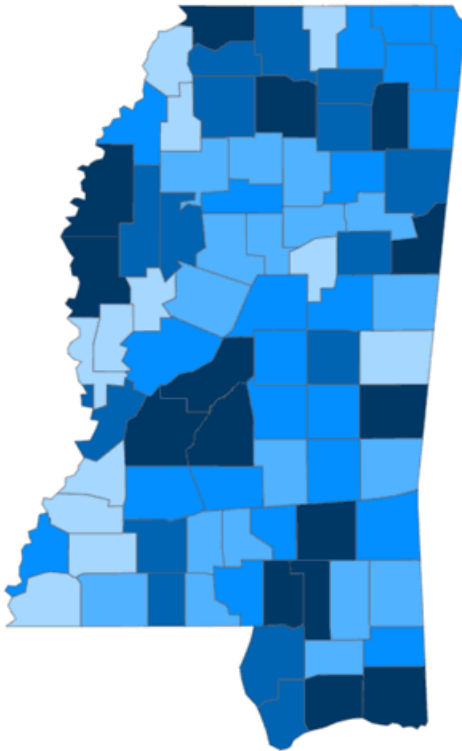
Total cases and deaths by county since the start of the pandemic. Also see [weekly estimate of recoveries](#)

Mississippi COVID-19  
Cases and Deaths by Race with Ethnicity  
as of 3 pm CT, March 7, 2021

# Mississippi

Total Cases

297,651



● 1 to 1000 ● 1001 to 2000 ● 2001 to 3000 ● 3001 to 4500 ● >4500

	American Indian or Alaska Native	Asian	Black	White	Other	Unknown
Non Hispanic	1,208	1,081	80,427	114,275	2,925	2,470
Hispanic	58	35	409	1,908	3,429	688
Unknown Ethnicity	1,006	334	17,456	26,657	7,112	36,173

Total Deaths

6,808

	American Indian or Alaska Native	Asian	Black	White	Other	Unknown
Non Hispanic	89	11	2,321	3,124	39	15
Hispanic	1	1	7	29	20	2
Unknown Ethnicity	25	7	350	546	64	157

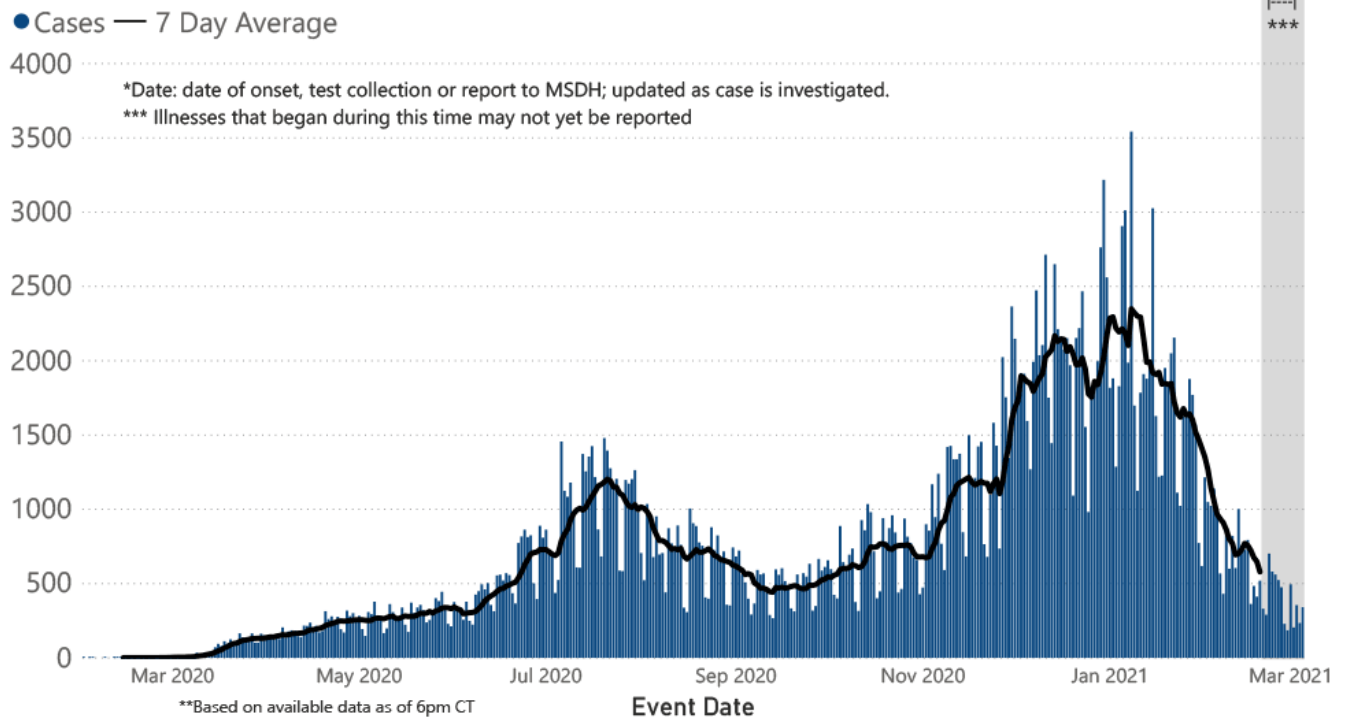
## Daily Statewide Data Charts

Our state case map and other data charts are also available in interactive form.

▶ [View interactive epidemiological and surveillance charts](#)

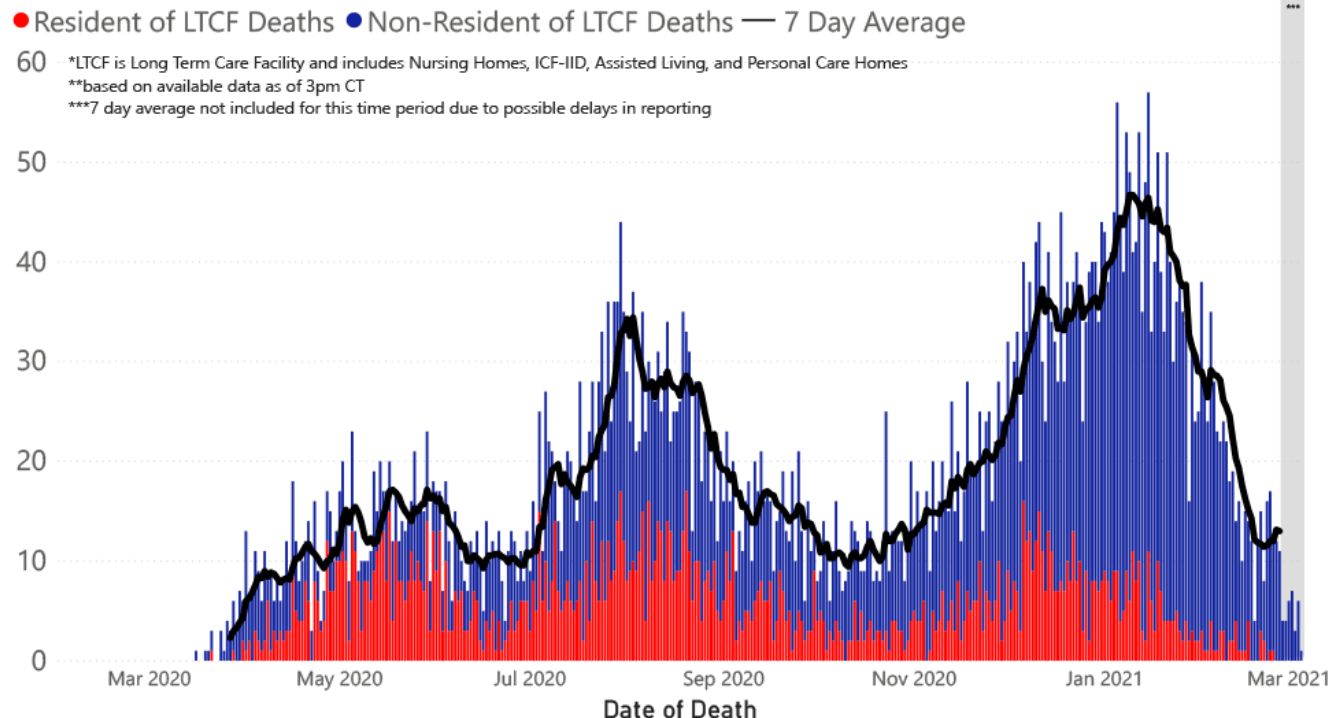
The charts below are based on available data at the time of publication. Charts do **not** include cases where insufficient details of the case are known.

## COVID-19 Cases by Date\* through March 5, 2021\*\*, Mississippi



**Note:** Values up to two weeks in the past on the chart of Cases by Date above can change as we update it with new information from disease investigation.

## COVID-19 LTCF\* and Non-LTCF Deaths by Date of Death through March 5, 2021\*\*, Mississippi



## Weekly Statewide Data Charts

Includes:

- Cases, deaths and hospitalizations, analyzed by age, race/ethnicity, gender and other factors

- MIS-C cases and deaths
- Counties with high COVID-19 cases and incidence
- Syndromic surveillance

▶ [All weekly charts](#)

## Estimated Recoveries

Presumed COVID-19 cases recovered, estimated weekly (does not include cases still under investigation).

### COVID-19 Presumed Recovered Cases through March 1, 2021, Mississippi

278,162  
Presumed Recovered\*

\*Reflects Provisional Estimates. Presumed Recovered if:

- 1) It has been 14 days or more since the case tested positive, if they were not hospitalized
- 2) It has been 21 days or more since the case tested positive, if they were hospitalized or hospitalization was unknown.

All deaths excluded. Presumed recovered counts will be updated weekly.

---

## U.S. and World Cases

- ▶ [COVID-19 cases in the United States \(CDC\)](#)
- ▶ [U.S. COVID-19 Tracker \(CDC\)](#)
- ▶ [COVID-19 Global Case Map \(Johns Hopkins University\)](#)

---

## COVID-19 Testing

### Statewide Combined Testing as of February 28

COVID-19 testing providers around the state include commercial laboratories, hospital labs and the MSDH Public Health Laboratory results from all these sources are combined in the table below. (Updated weekly)

**PCR** testing detects current, active COVID-19 infection in an individual.

**Antibody** (serology) testing identifies individuals with past COVID-19 infection based on antibodies they develop one to

three weeks after infection.

**Antigen** testing is another way to identify current COVID-19 infection.

PCR tests	1,642,348
Serology (antibody) tests	81,986
Antigen tests	748,339
<b>Total tests</b>	<b>2,472,673</b>

▶ [Getting tested for COVID-19](#)

---

## Prevention and Guidance for Individuals and the Community

▶ [Preventive steps to take, recommendations, guidance and general information on COVID-19](#)

Get COVID-19 e-mail updates daily with our free newsletter:



Last reviewed on Mar 5,

2020

[error on this](#)

[email page](#)

[print](#)

### *Related resources*

- ▶ [IT IS REAL: COVID-19 as Told by Survivors](#)
- ▶ [Free COVID-19 Testing and Local Testing Providers](#)
- ▶ [COVID-19 Guidance and Prevention for Individuals and the Community](#)  
Updated March 2, 2021

### *More topics*

- ▶ [\[ Espanol, Tieng Viet, ASL \]](#)
- ▶ [County Data](#)
- ▶ [Diagnostic Testing EUA](#)
- ▶ [Handouts and Posters](#)
- ▶ [Healthcare Professionals](#)
- ▶ [Interactive Maps and Charts](#)
- ▶ [Prevention and Safety Guidance](#)
- ▶ [School Cases and Outbreaks](#)
- ▶ [Statewide COVID-19 Data](#)
- ▶ [Testing for COVID-19](#)
- ▶ [Vaccination Against COVID-19](#)

# COVID-19 Vaccinations

Latest information

Questions and answers

Mississippi Vaccination Report

Now vaccinating all Mississippians aged 50 and older.

[FULL INFORMATION](#)

## **AGENCY**

[About Us](#)

[Administration](#)

[Board of Health](#)

[County Offices](#)

[Institutional Review](#)

[Jobs](#)

[Locations](#)

[Public Health Laboratory](#)

[RFPs/Grants](#)

[More »](#)

[Intranet](#)

[OHIT+ER Service Center](#)

[Webmail](#)

## **INFORMATION**

[Apps](#)

[Calendar of Events](#)

[Contact Us](#)

[Meetings](#)

[Health Resources](#)

[Hotlines](#)

[Locations](#)

[News](#)

[Newsletter](#)

[Phone Numbers](#)

[Español](#)

## **I NEED A ...**

[Birth Certificate](#)

[Certificate of Need](#)

[Children's Health Insurance](#)

[Complaint Form](#)

Criminal History Check  
Death Certificate  
Divorce Record  
Food Permit  
Immunization Record  
J-1 Visa  
License Verification  
Marriage Record  
Professional License  
Public Records Request  
Wastewater Application

#### **PUBLICATIONS**

Annual Report  
CON Weekly Reports  
Health Facilities Directory  
Mississippi Morbidity Reports  
Public Health Report  
State Health Plan  
Strategic Plan  
*More »*

Mississippi State Department of Health • 570 East Woodrow Wilson Dr • Jackson, MS 39216 • 866-HLTHY4U • Contact and information

