



Coronavirus Disease 2019 (COVID-19)

Updated March 9, 2021

Mississippi COVID-19 Hotline (7 days a week, 7 a.m.–7 p.m.): **877-978-6453**

Guidance for adults 65 and over, or 16 and older with medical conditions: All Mississippi residents aged 65 or older, or 16 and older with serious chronic medical conditions, should avoid all social gatherings outside of the household or any in-person mass gathering, including religious ceremonies, or sporting events, until fully protected by an approved COVID-19 vaccine. [Details »](#)

General Information

- ▶ [COVID-19 vaccinations and Mississippi vaccination summary](#)
- ▶ [COVID-19 overview, questions and answers, and other resources](#)
- ▶ [COVID-19 and You: Video Q & A with State Health Officer Dr. Thomas Dobbs](#)
- ▶ [ASL, Spanish and Vietnamese materials](#)

Healthcare Professionals

Guidance and more →

- ▶ [Healthcare guidance](#)

- ▶ [Electronic reporting](#)
- ▶ [Vaccine providers](#)
- ▶ [Specimens](#)
- ▶ [Lab dropoff](#)
- ▶ [Facilities guidance](#)
- ▶ [MS-HAN Alerts](#)

[ALL HEALTHCARE](#)

Current Cases and Statistics

County and state data →

- ▶ [Today's update](#)
- ▶ [State data and reports](#)
- ▶ [County data](#)
- ▶ [Charts and maps](#)
- ▶ [Hospitalizations](#)
- ▶ [Lab testing](#)
- ▶ [Recoveries](#)

[ALL STATISTICS](#)

Prevention, Testing and Guidance

Personal and community →

- ▶ [Getting tested](#)
- ▶ [Personal protection](#)
- ▶ [Gatherings and events](#)
- ▶ [Business and community](#)
- ▶ [School guidelines](#)
- ▶ [State agencies](#)
- ▶ [Vaccinations](#)

[ALL GUIDANCE](#)

COVID-19 in Mississippi

New Cases and Deaths as of March 8

NEW CASES

357

New COVID-19 positive test results reported to MSDH as of 3 p.m. yesterday.

TOTAL MISSISSIPPI CASES

298,008

▶ [Totals by county](#)

NEW DEATHS

26

New COVID-19 related deaths reported to MSDH as of 3 p.m. yesterday.

Six deaths occurred between October 2 and March 8 in the counties below:

▶ [County list](#)

Twenty deaths occurred between January 14 and March 2, identified from death certificate reports.

▶ [County list](#)

TOTAL MISSISSIPPI DEATHS

6,834

▶ [Totals by county](#)

LTC OUTBREAKS

56

Current outbreaks in long-term care (LTC) facilities only. (See [LTC facility outbreak definition](#).)

▶ [Cases by county](#)

About our case counts: We currently update our case totals each day based on test results from the previous day. Outside laboratories also report positive test results to us, which are included in our totals. Multiple positive tests for the same individual are counted only once. County case numbers and deaths may change as investigation finds new or additional information.

Statewide COVID-19 Data and Reports

- ▶ [K-12 School Reports](#)
Weekly COVID-19 cases, outbreaks and exposure reported by Mississippi schools
- ▶ [Long-Term Care Facility and Residential Care Facility COVID-19 Reports](#)
Data reported directly to MSDH by the facility; cases and deaths in these reports may not yet be included in our totals of lab-reported cases.
- ▶ [Ongoing Outbreaks in Nursing Homes](#)
A wide variety of data from the Centers for Medicare and Medicaid (CMS)
- ▶ [Deaths from COVID-19 and Other Causes](#) PDF
Provisional counts by week of deaths from COVID-19, pneumonia/influenza, and heart disease
- ▶ [Laboratory Testing](#)
Number and type of COVID-19 tests performed
- ▶ [Mississippi COVID-19 Vaccination Report](#) PDF
Vaccinations distributed and administered as reported to MSDH by vaccination providers
- ▶ [Statewide data charts](#)

County COVID-19 Data

Race and Ethnicity

- ▶ [Total COVID-19 cases and deaths by county, race and ethnicity](#) PDF
Current and past data tables, updated daily

Data Snapshots for Individual Counties

- ▶ [Weekly COVID-19 snapshots for each Mississippi county](#)

High Cases and Incidence

- ▶ [Map of Mississippi counties by 7-day incidence](#)
- ▶ [Table of counties ranked by weekly cases and incidence](#)

Cumulative Cases and Deaths by County

Totals of all reported COVID-19 cases, including those in long-term care (LTC) facilities.

The numbers in this table are provisional. County case numbers and deaths may change as investigation finds new or additional information. The data provided below is the most current available.

Long-term care cases and death totals usually updated today have been delayed.

County	Total Cases	Total Deaths
Adams	2365	79
Alcorn	2928	63
Amite	1128	37
Total	298,008	6,834

County	Total Cases	Total Deaths
Attala	2105	71
Benton	941	24
Bolivar	4640	125
Calhoun	1588	29
Carroll	1197	25
Chickasaw	2020	54
Choctaw	704	17
Claiborne	993	30
Clarke	1713	74
Clay	1794	53
Coahoma	2835	69
Copiah	2801	59
Covington	2506	80
De Soto	19848	232
Forrest	7309	138
Franklin	766	20
George	2329	45
Greene	1282	33
Grenada	2492	78
Hancock	3555	78
Harrison	16943	288
Hinds	18985	396
Holmes	1835	70
Humphreys	933	28
Issaquena	167	6
Itawamba	2907	75
Jackson	12773	234
Jasper	2148	45
Jefferson	630	27
Jefferson Davis	1029	31
Jones	8052	149
Kemper	916	23
Lafayette	5777	114
Total	298,008	6,834

County	Total Cases	Total Deaths
Lamar	5947	82
Lauderdale	6892	228
Lawrence	1218	21
Leake	2550	72
Lee	9729	163
Leflore	3413	123
Lincoln	3644	104
Lowndes	6065	141
Madison	9533	204
Marion	2589	78
Marshall	4071	96
Monroe	3998	129
Montgomery	1235	40
Neshoba	3861	172
Newton	2336	53
Noxubee	1235	31
Oktibbeha	4438	95
Panola	4342	99
Pearl River	4226	132
Perry	1235	36
Pike	3035	97
Pontotoc	4111	71
Prentiss	2712	58
Quitman	775	15
Rankin	12864	266
Scott	2971	71
Sharkey	492	17
Simpson	2786	81
Smith	1545	34
Stone	1737	29
Sunflower	3221	87
Tallahatchie	1719	39
Tate	3072	75
Total	298,008	6,834

County	Total Cases	Total Deaths
Tippah	2805	65
Tishomingo	2133	66
Tunica	1007	24
Union	3972	74
Walthall	1258	41
Warren	4146	115
Washington	5236	130
Wayne	2562	41
Webster	1111	32
Wilkinson	627	27
Winston	2226	79
Yalobusha	1463	36
Yazoo	2931	66
Total	298,008	6,834

Case Classifications

Mississippi investigates and reports both probable and confirmed cases and deaths according to the [CSTE case definition](#).

	Confirmed	Probable	Total
Cases	184,475	113,533	298,008
Deaths	4,753	2,081	6,834

Confirmed cases and deaths are generally determined by positive PCR tests, which detect the presence of ongoing coronavirus infection.

Probable cases are those who test positive by other testing methods such as antibody or antigen, and have recent symptoms consistent with COVID-19, indicating a recent infection.

Probable deaths are those individuals with a designation of COVID-19 as a cause of death on the death certificate, but where no confirmatory testing was performed.

Mississippi COVID-19 Data Charts and Maps

All data reports below are updated as they become available.

Hospitalizations and Bed Availability

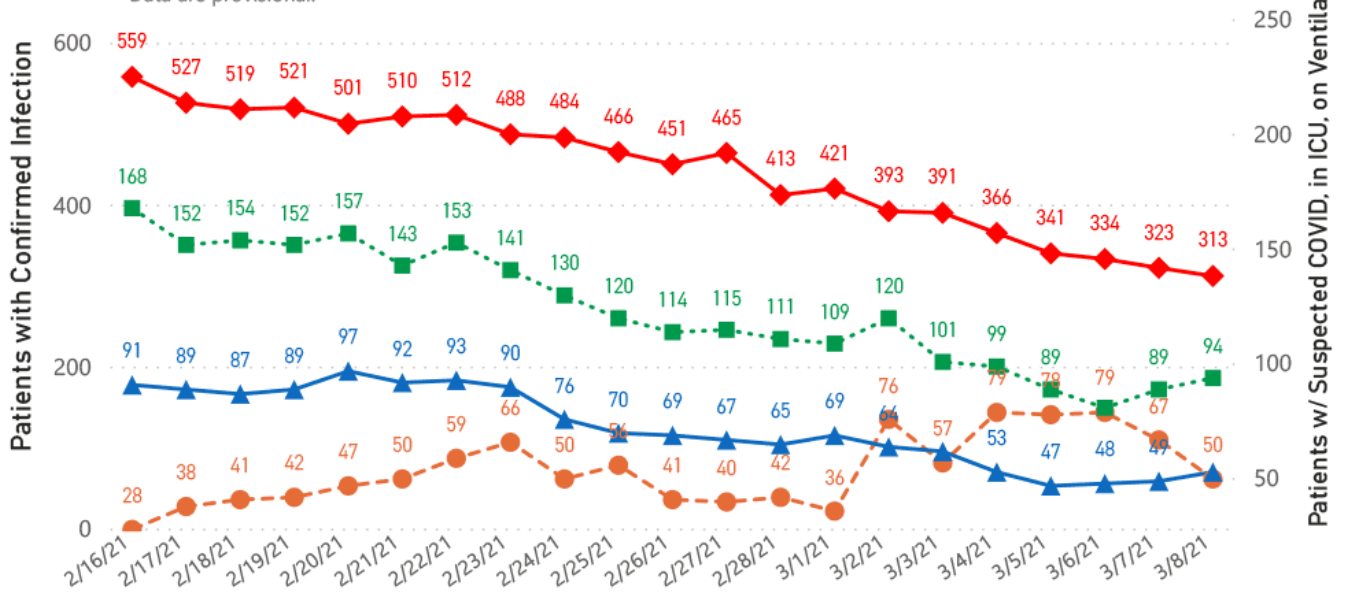
▶ [View interactive hospitalization charts](#)

COVID-19 Hospitalizations Reported by MS Hospitals, 2/16/21-3/8/21 **,*

◆ Patients with Confirmed Infection ● Patients with Suspected Infection ■ Patients in an ICU ▲ Patients on Ventilators

* Patients in ICU and on ventilators are COVID-19 confirmed.

** Data are provisional.



Hospitalization and ICU Use to Date

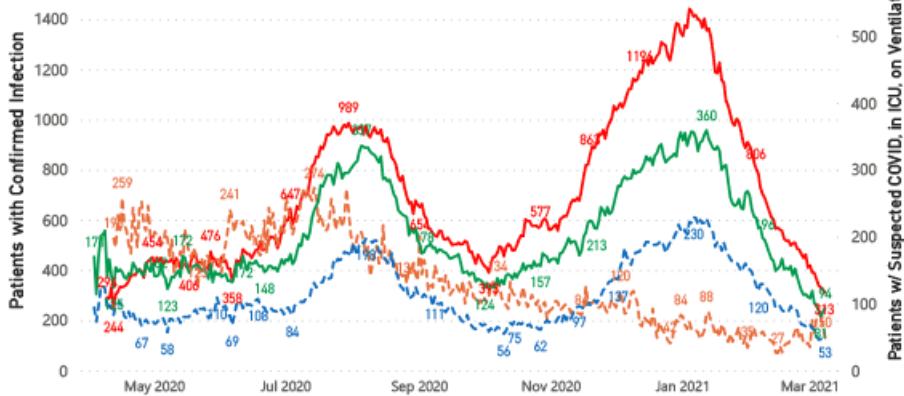
Updated weekly

COVID-19 Hospitalizations Trends, Reported by MS Hospitals as of 3/8/21 **,*

— Patients with Confirmed Infection — Patients with Suspected Infection — Patients in an ICU — Patients on Ventilators

* Patients in ICU and on ventilators are COVID-19 confirmed.

** Data are provisional.



Daily Case Maps

▶ [View all interactive maps](#)

Recent COVID-19 Activity

The chart below shows counties according to COVID-19 incidence (cases by population) over the last 7 days. Also see [weekly county incidence tables](#)

Mississippi COVID-19 Cases Incidence Rate *
as of March 8, 2021

Mississippi

7 Day Average
New Cases

387.6

7 Day Average
Incidence Rate *

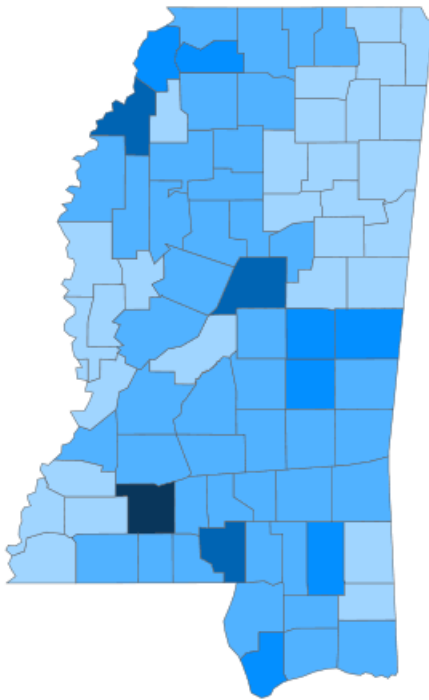
13.1

Cumulative Cases

298,008

2019 Estimated Population

2,976,148



● <10.0 ● 10.0 to 20.0 ● 20.0 to 30.0 ● 30.0 to 40.0 ● >40.0

* Based on average daily new cases of past 7 days per 100,000 population.

County	Incidence Rate	New Cases (7-Day Avg)	2019 Est. Population	Mask Mandate Status	Mask Mandate Started	Mask Mandate Ended
Lincoln	41.8	14.3	34,153	Active	11/24/20	
Marion	36.0	8.9	24,573	None		
Coahoma	31.6	7.0	22,124	None		
Attala	31.4	5.7	18,174	Active	11/24/20	
Tunica	25.2	2.4	9,632	None		
Newton	25.1	5.3	21,018	None		
Hancock	22.8	10.9	47,632	None		
Tate	21.7	6.1	28,321	Active	11/16/20	
Neshoba	21.6	6.3	29,118	Active	11/24/20	
Perry	21.5	2.6	11,973	Active	11/24/20	

Cumulative COVID-19 Cases

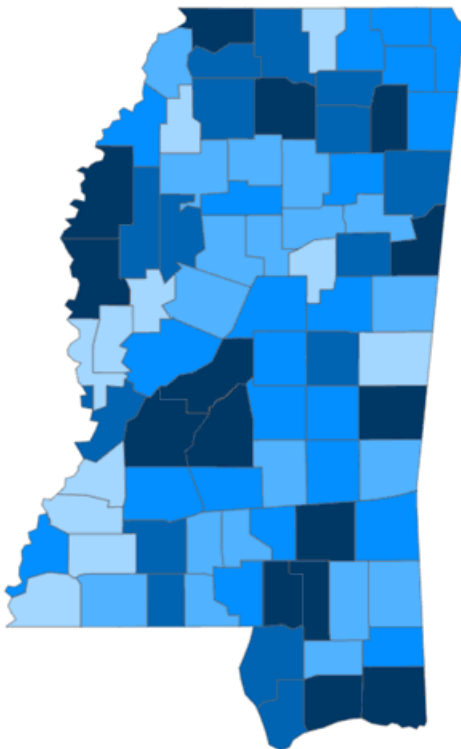
Total cases and deaths by county since the start of the pandemic. Also see [weekly estimate of recoveries](#)

Mississippi COVID-19
Cases and Deaths by Race with Ethnicity
as of 3 pm CT, March 8, 2021

Mississippi

Total Cases

298,008



	American Indian or Alaska Native	Asian	Black	White	Other	Unknown
Non Hispanic	1,211	1,085	80,510	114,469	2,932	2,469
Hispanic	58	35	409	1,910	3,437	689
Unknown Ethnicity	1,006	336	17,469	26,654	7,124	36,205

Total Deaths

6,834

	American Indian or Alaska Native	Asian	Black	White	Other	Unknown
Non Hispanic	89	12	2,330	3,135	39	15
Hispanic	1	1	7	29	20	2
Unknown Ethnicity	25	7	352	549	64	157

● 1 to 1000 ● 1001 to 2000 ● 2001 to 3000 ● 3001 to 4500 ● >4500

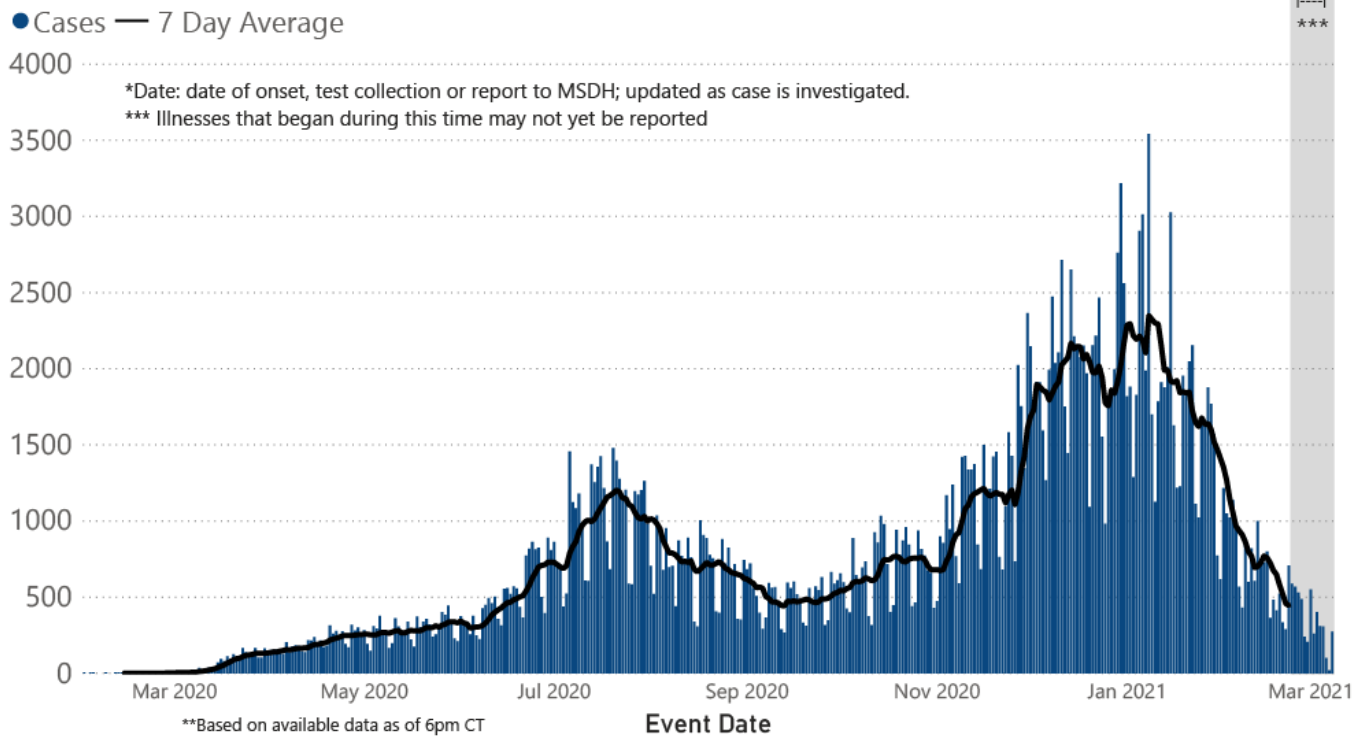
Daily Statewide Data Charts

Our state case map and other data charts are also available in interactive form.

▶ [View interactive epidemiological and surveillance charts](#)

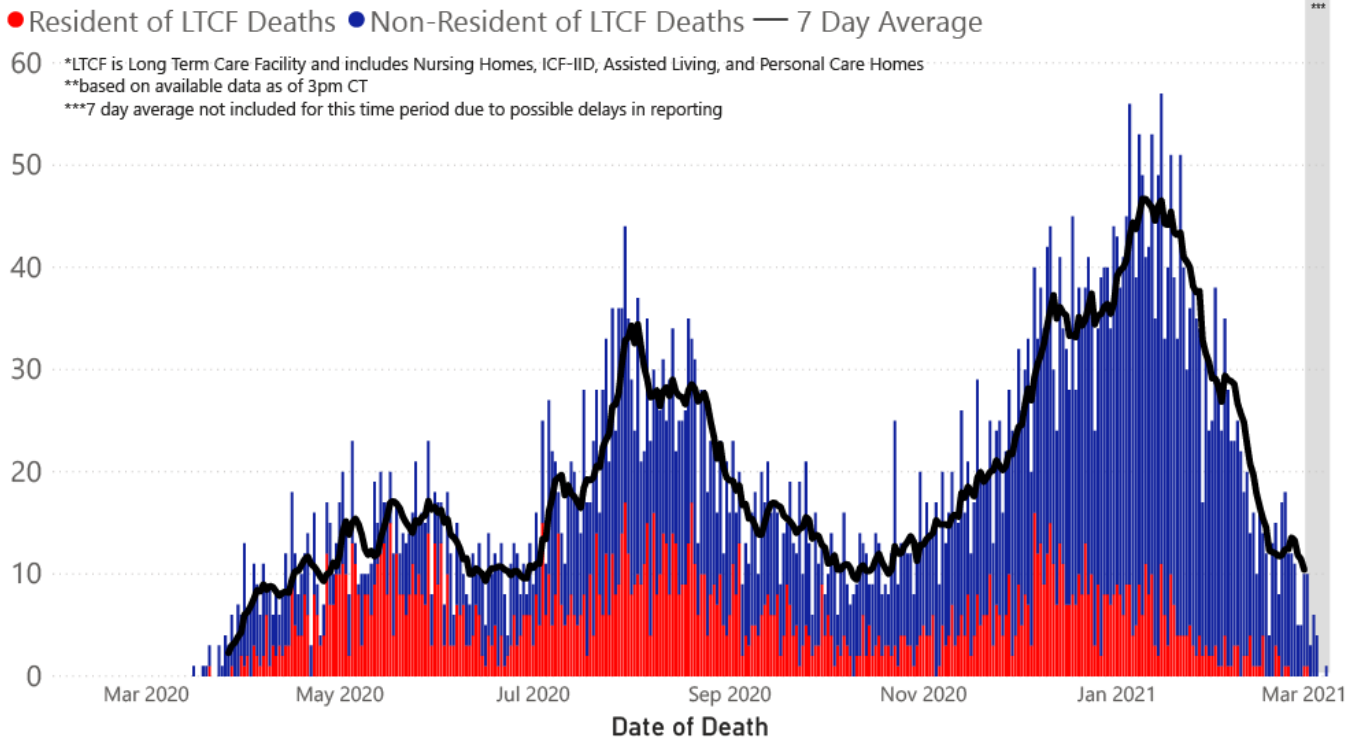
The charts below are based on available data at the time of publication. Charts do **not** include cases where insufficient details of the case are known.

COVID-19 Cases by Date* through March 8, 2021**, Mississippi



Note: Values up to two weeks in the past on the chart of Cases by Date above can change as we update it with new information from disease investigation.

COVID-19 LTCF* and Non-LTCF Deaths by Date of Death through March 8, 2021**, Mississippi



Weekly Statewide Data Charts

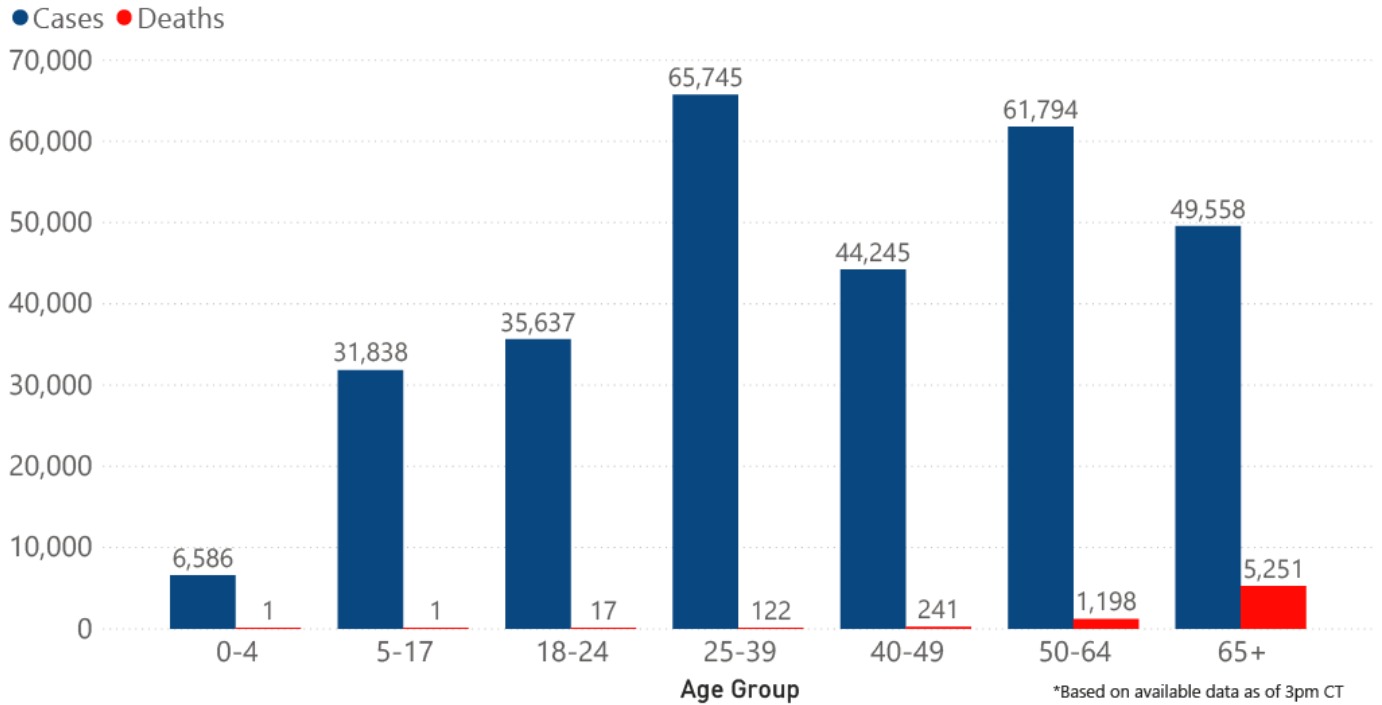
Includes:

- Cases, deaths and hospitalizations, analyzed by age, race/ethnicity, gender and other factors

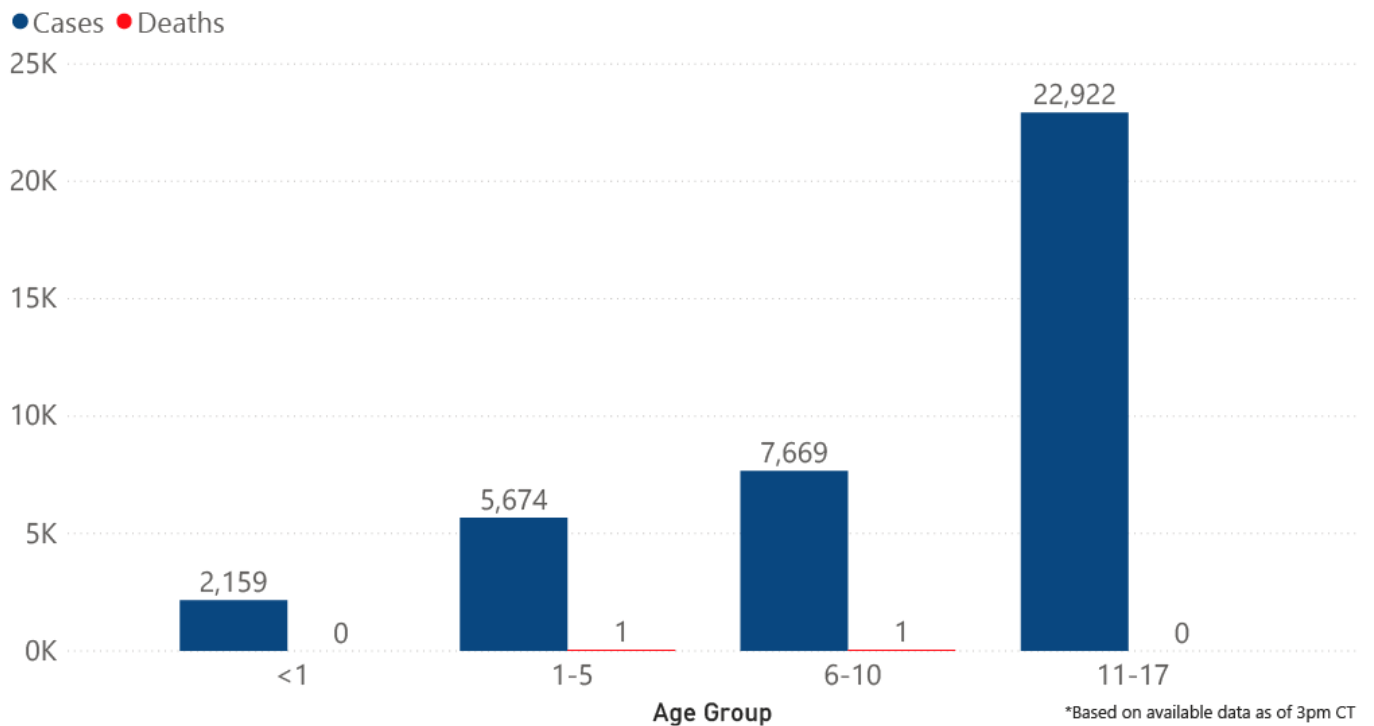
- MIS-C cases and deaths
- Counties with high COVID-19 cases and incidence
- Syndromic surveillance

▼ All weekly charts

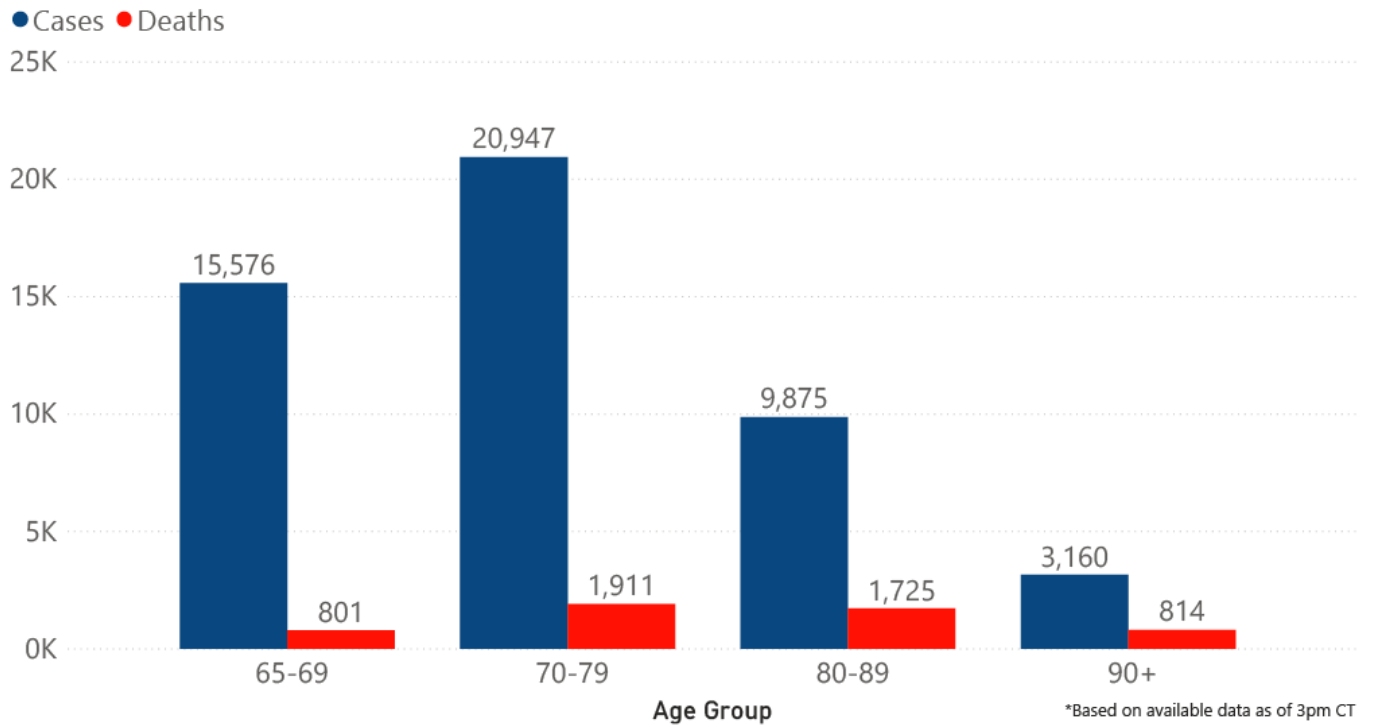
COVID-19 Cases and Deaths by Age Group through March 8, 2021*, Mississippi



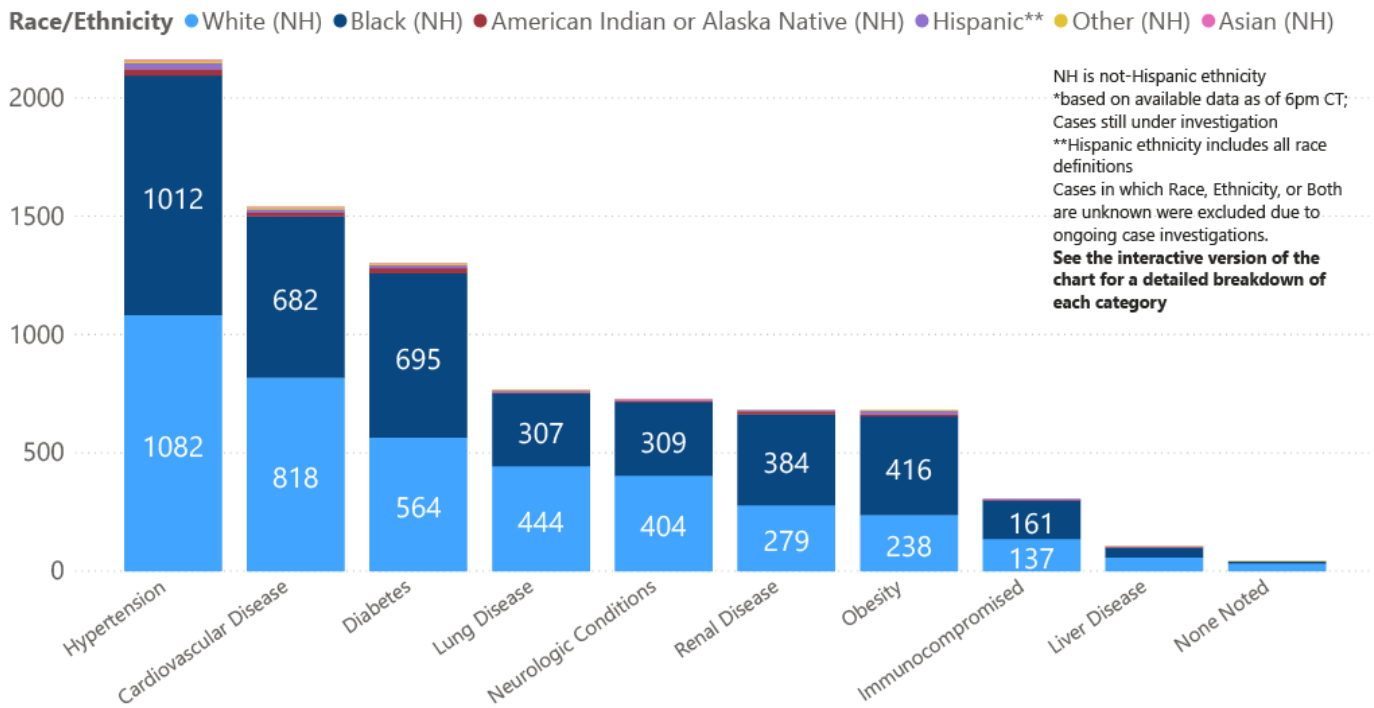
COVID-19 Pediatric Cases and Deaths by Age Group through March 8, 2021*, Mississippi



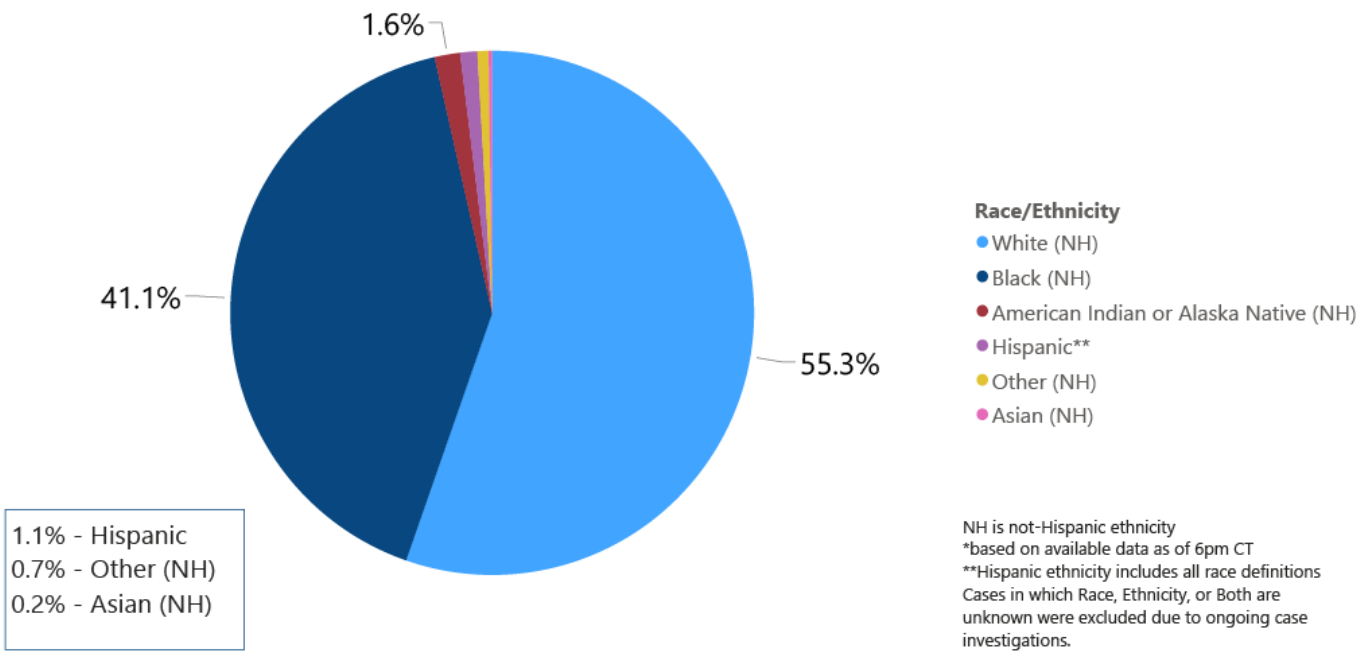
COVID-19 Geriatric Cases and Deaths by Age Group through March 8, 2021*, Mississippi



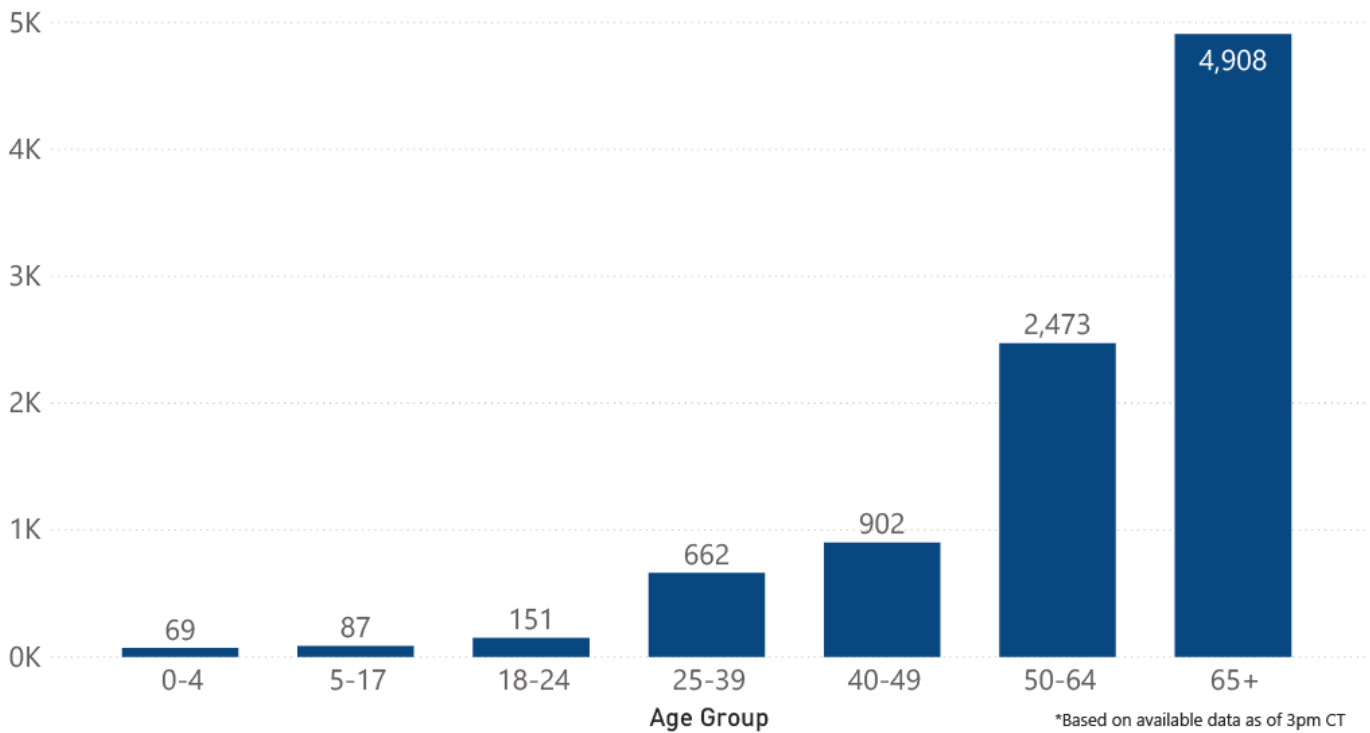
COVID-19 Underlying Conditions in Deaths by Race/Ethnicity through March 8, 2021*, Mississippi



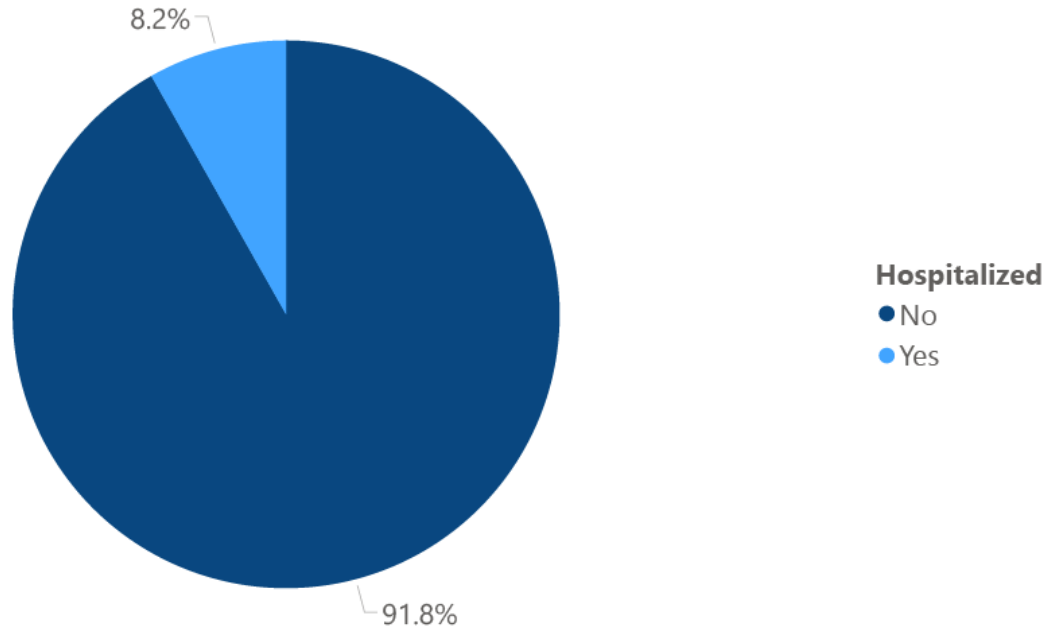
COVID-19 Deaths by Race/Ethnicity through March 8, 2021*, Mississippi



COVID-19 Hospitalized Cases by Age through March 8, 2021*, Mississippi



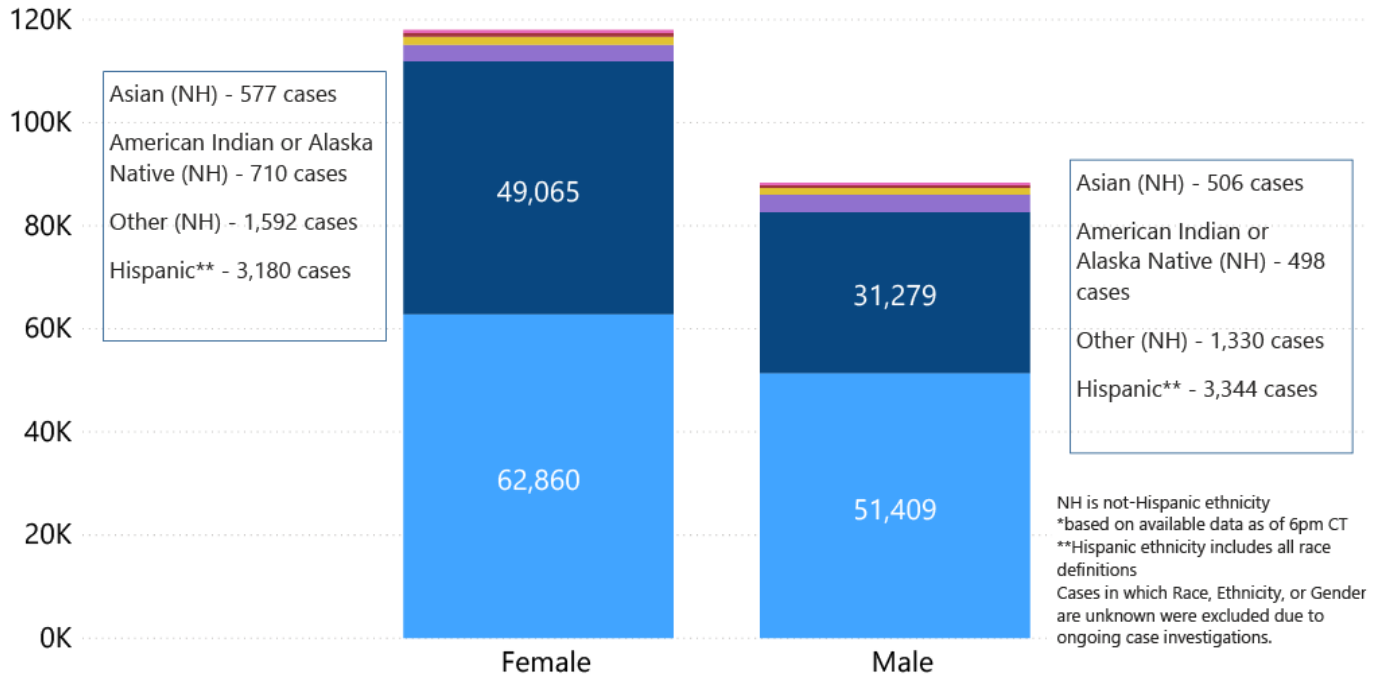
COVID-19 Cumulative Hospitalizations-Invstigated Cases March 8, 2021 *



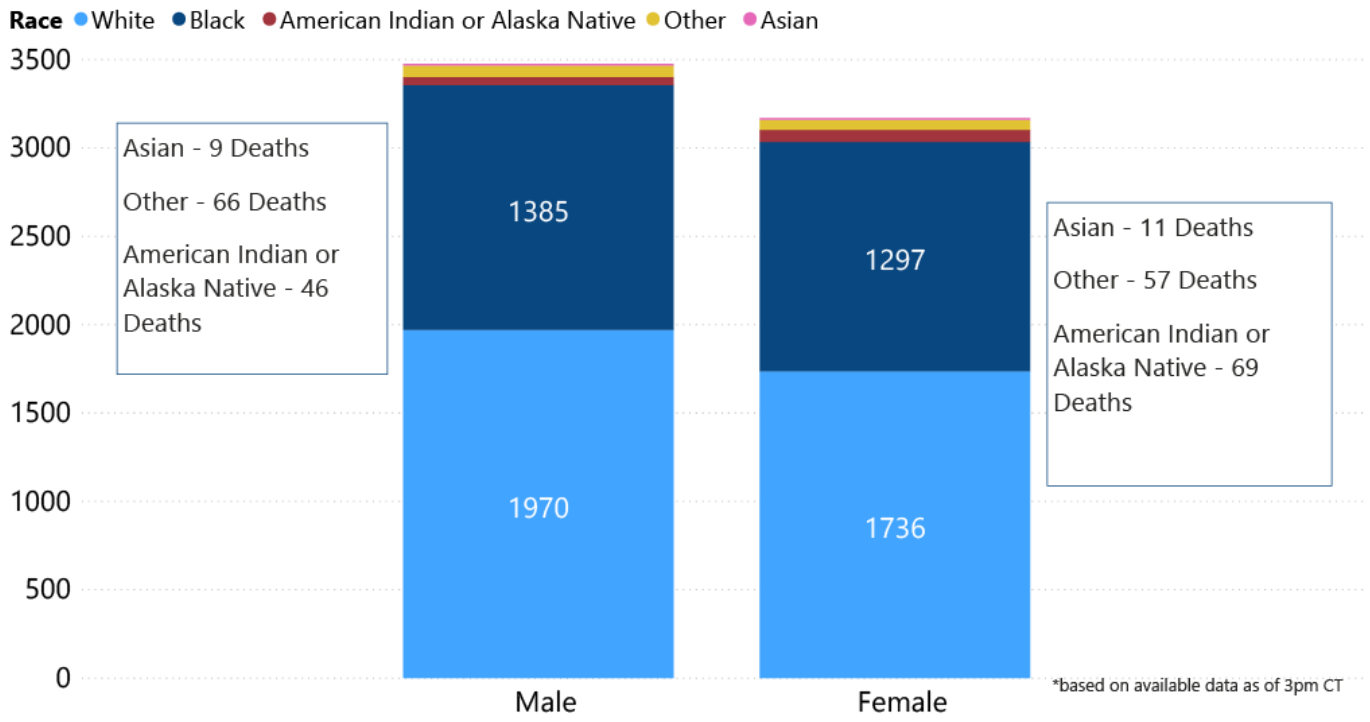
* Cases in which hospitalization is unknown were excluded due to ongoing case investigations; based on available data as of 3pm CT

COVID-19 Cases by Race/Ethnicity and Gender through March 8, 2021*, Mississippi

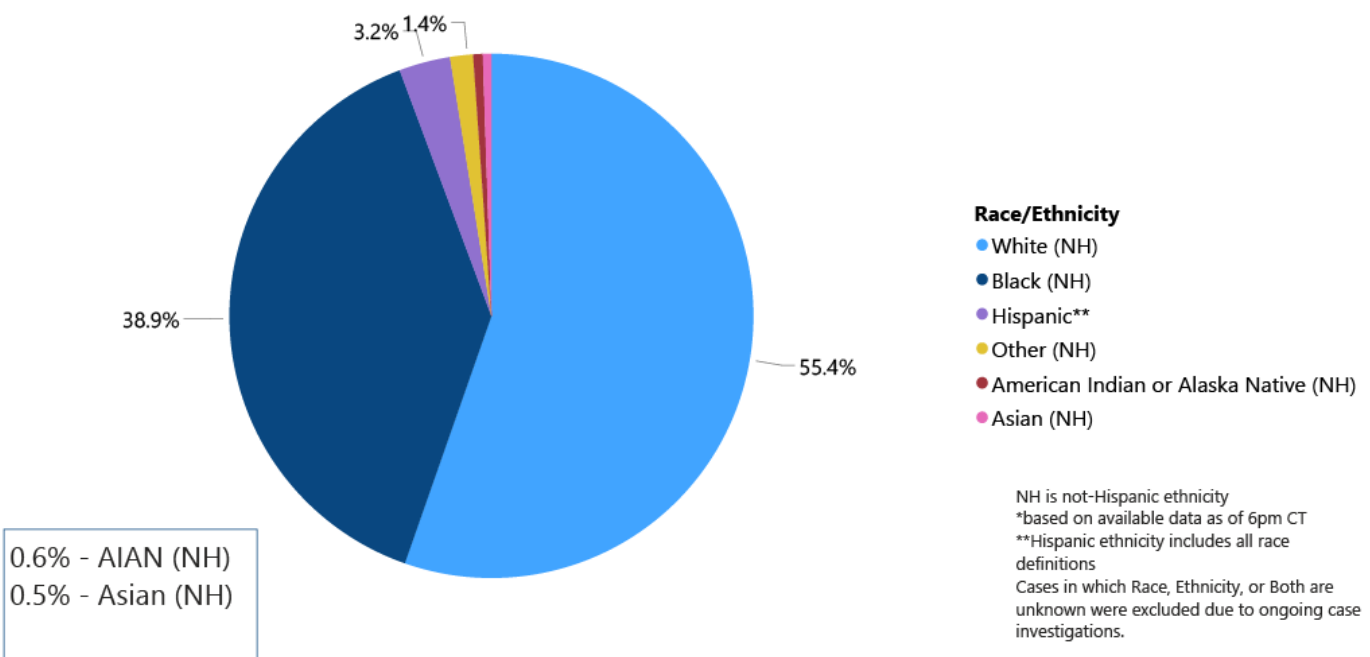
Race/Ethnicity ● White (NH) ● Black (NH) ● Hispanic** ● Other (NH) ● American Indian or Alaska Native (NH) ● Asian (NH)



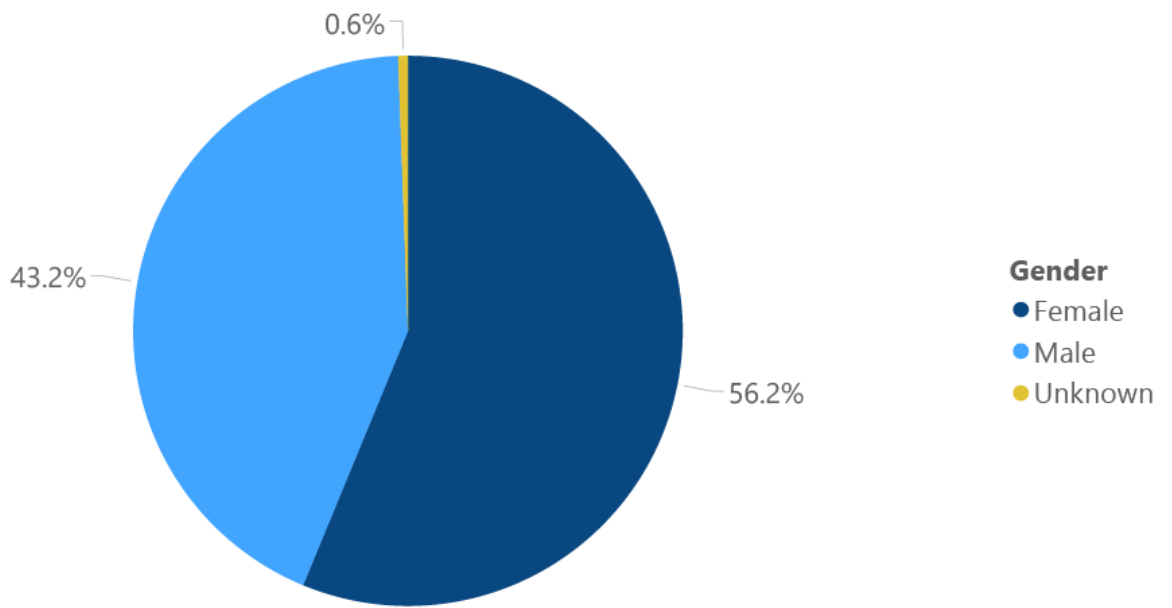
COVID-19 Deaths by Race and Gender through March 8, 2021*, Mississippi



COVID-19 Cases by Race/Ethnicity through March 8, 2021*, Mississippi



COVID-19 Cases by Gender through March 8, 2021*, Mississippi

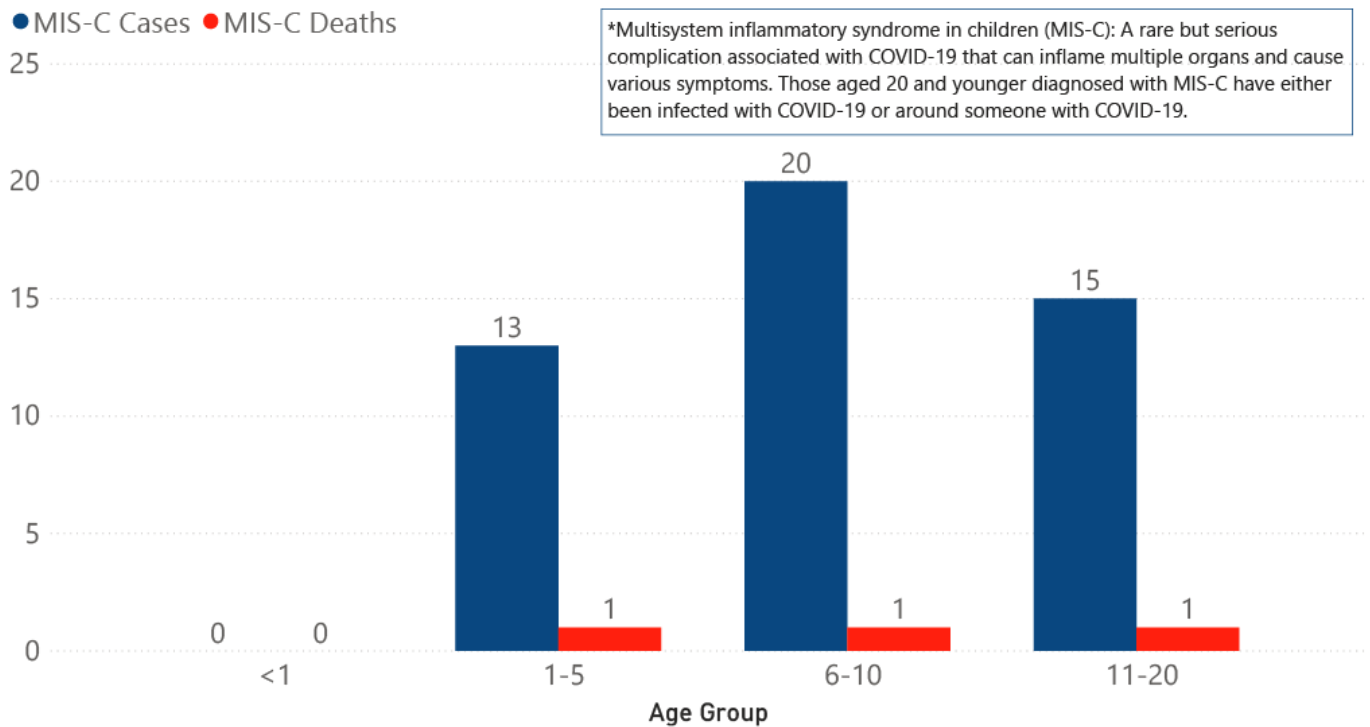


*Based on available data as of 3pm CT

Weekly Pediatric MIS-C Cases and Deaths

[Multisystem inflammatory syndrome in children \(MIS-C\)](#) is a rare but serious condition associated with COVID-19 that causes inflammation in many body parts, including the heart and other vital organs.

MIS-C* Cases and Deaths by Age Group through March 8, 2021, Mississippi



Weekly High Case and High Incidence Counties

Tracking counties with recent high numbers of COVID-19 cases, adjusted for population, provides insight on where local outbreaks are most serious, and where protective measures should be increased. For more accurate reporting, these weekly charts include sample collection dates only up to seven days in the past to allow for case investigation and delays in lab test reports.

Cases counts in these charts is based on the date of illness onset. If the date of illness is not known, the date the test sample was taken, or the date of test result reporting is used instead. Counts are adjusted as cases are investigated.

Counties are ranked by highest weekly case counts, and by weekly incidence (cases proportional to population). A separate table ranking all counties is also available. **All tables updated weekly.**

► [Full tables of counties ranked by weekly incidence and cases](#) PDF

COVID-19 High Incidence MS Counties Over 2 Week Period (February 16-March 1, 2021*)

County	Cases (February 16-March 1)	Cases per 100,000 (February 16-March 1)	Cases to Date (through March 1)	Cases per 100,000 Total	Percent Change
NEWTON	113	537.6	2318	11028.6	5%
LINCOLN	169	494.8	3590	10511.5	5%
PERRY	51	426.0	1228	10256.4	4%
SIMPSON	110	412.6	2766	10375.9	4%
FORREST	307	409.9	7259	9692.0	4%
JONES	257	377.4	8015	11769.8	3%
COAHOMA	83	375.2	2814	12719.2	3%
LAMAR	219	345.7	5914	9336.5	4%
JASPER	55	335.7	2139	13056.2	3%
YALOBUSHA	40	330.4	1455	12016.8	3%
NESHOBA	96	329.7	3829	13149.9	3%
MONTGOMERY	31	317.1	1231	12593.4	3%

*based on available data as of 3pm CT
 Cases based on test date. Cases without test date excluded due to ongoing investigations.
 Table will be updated weekly. A one week lag is used for reporting.

COVID-19 High Case MS Counties Over 2 Week Period (February 16-March 1, 2021*)

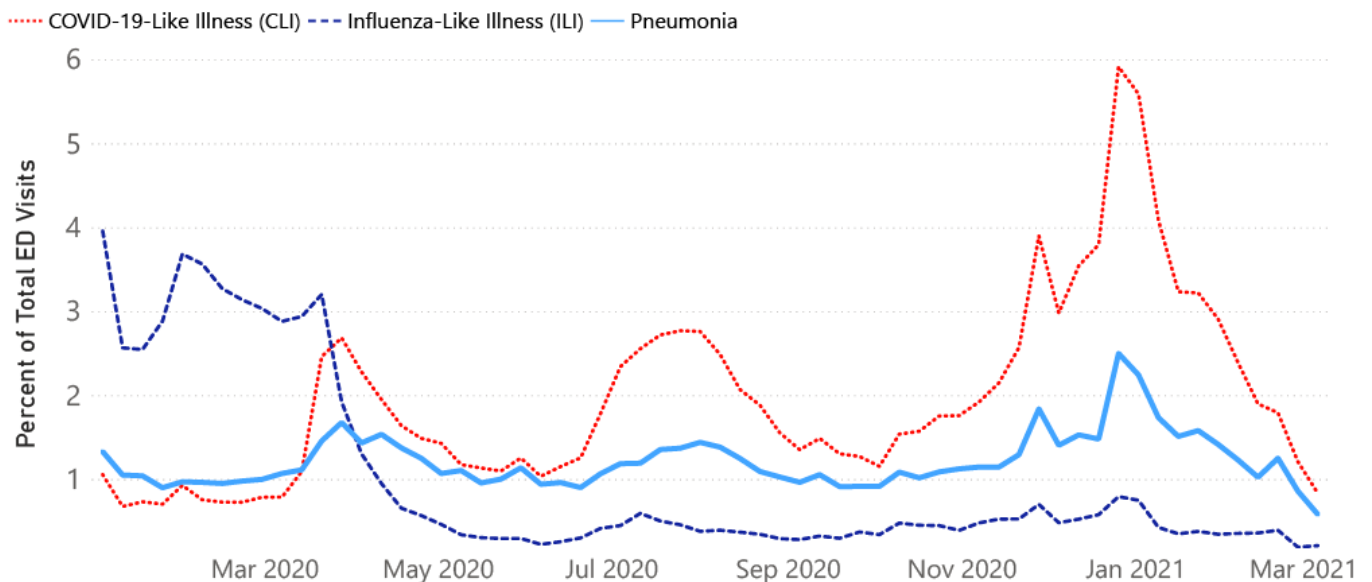
County	Cases (February 16-March 1)	Cases per 100,000 (February 16-March 1)	Cases to Date (through March 1)	Cases per 100,000 Total	Percent Change
HARRISON	531	255.2	16794	8070.9	3%
DESOTO	368	199.0	19755	10681.6	2%
JACKSON	341	237.4	12655	8811.6	3%
HINDS	328	141.5	18884	8145.3	2%
FORREST	307	409.9	7259	9692.0	4%
RANKIN	273	175.8	12781	8231.4	2%
JONES	257	377.4	8015	11769.8	3%
LAMAR	219	345.7	5914	9336.5	4%
PEARL RIVER	173	311.5	4192	7548.4	4%
LINCOLN	169	494.8	3590	10511.5	5%
MADISON	147	138.3	9489	8929.0	2%
HANCOCK	139	291.8	3500	7348.0	4%

*based on available data as of 3pm CT
 Cases based on test date. Cases without test date excluded due to ongoing investigations.
 Table will be updated weekly. A one week lag is used for reporting.

Syndromic Surveillance

Emergency department visits by those with symptoms characteristic of COVID-19, influenza and pneumonia, updated weekly.

Percentage of Emergency Department and Clinic visits for CLI, ILI, and Pneumonia Cases Weekly Statewide Summary, January 4, 2020 - March 6, 2021



*The graph represents syndromic surveillance data from emergency department visits, reported electronically by hospitals throughout the state, that are consistent with COVID-19-Like Illness (CLI), Influenza-Like Illness (ILI), and Pneumonia. Based on available data as of 6pm CT. Graph will be updated weekly.

Estimated Recoveries

Presumed COVID-19 cases recovered, estimated weekly (does not include cases still under investigation).

COVID-19 Presumed Recovered Cases through March 8, 2021, Mississippi

283,953

Presumed Recovered*

*Reflects Provisional Estimates. Presumed Recovered if:

- 1) It has been 14 days or more since the case tested positive, if they were not hospitalized
- 2) It has been 21 days or more since the case tested positive, if they were hospitalized or hospitalization was unknown.

All deaths excluded. Presumed recovered counts will be updated weekly.

U.S. and World Cases

- ▶ [COVID-19 cases in the United States \(CDC\)](#)
- ▶ [U.S. COVID-19 Tracker \(CDC\)](#)
- ▶ [COVID-19 Global Case Map \(Johns Hopkins University\)](#)

COVID-19 Testing

Statewide Combined Testing as of March 7.

COVID-19 testing providers around the state include commercial laboratories, hospital labs and the MSDH Public Health Laboratory results from all these sources are combined in the table below. (Updated weekly)

PCR testing detects current, active COVID-19 infection in an individual.

Antibody (serology) testing identifies individuals with past COVID-19 infection based on antibodies they develop one to three weeks after infection.

Antigen testing is another way to identify current COVID-19 infection.

PCR tests	1,666,853
Serology (antibody) tests	83,470
Antigen tests	772,353

Total tests	2,522,676
--------------------	------------------

▶ [Getting tested for COVID-19](#)

Prevention and Guidance for Individuals and the Community

▶ [Preventive steps to take, recommendations, guidance and general information on COVID-19](#)

Get COVID-19 e-mail updates daily with our free newsletter:

Last reviewed on Mar 5, 2020

Related resources

- ▶ [IT IS REAL: COVID-19 as Told by Survivors](#)
- ▶ [Free COVID-19 Testing and Local Testing Providers](#)
- ▶ [COVID-19 Guidance and Prevention for Individuals and the Community](#)
Updated March 2, 2021

More topics

- ▶ [\[Espanol, Tieng Viet, ASL \]](#)
- ▶ [County Data](#)
- ▶ [Diagnostic Testing EUA](#)
- ▶ [Handouts and Posters](#)
- ▶ [Healthcare Professionals](#)
- ▶ [Interactive Maps and Charts](#)
- ▶ [Prevention and Safety Guidance](#)
- ▶ [School Cases and Outbreaks](#)
- ▶ [Statewide COVID-19 Data](#)
- ▶ [Testing for COVID-19](#)
- ▶ [Vaccination Against COVID-19](#)

Free COVID-19 Rapid Testing

Free drive-through testing open to the public
Available in all counties
No symptoms required for college students and others

[Check our weekly schedule of free testing locations statewide](#)

[County Offices](#)

[Institutional Review](#)

[Jobs](#)

[Locations](#)

[Public Health Laboratory](#)

[RFPs/Grants](#)

[More »](#)

[Intranet](#)

[OHIT+ER Service Center](#)

[Webmail](#)

INFORMATION

[Apps](#)

[Calendar of Events](#)

[Contact Us](#)

[Meetings](#)

[Health Resources](#)

[Hotlines](#)

[Locations](#)

[News](#)

[Newsletter](#)

[Phone Numbers](#)

[Español](#)

I NEED A ...

[Birth Certificate](#)

[Certificate of Need](#)

[Children's Health Insurance](#)

[Complaint Form](#)

[Criminal History Check](#)

[Death Certificate](#)

[Divorce Record](#)

[Food Permit](#)

[Immunization Record](#)

[J-1 Visa](#)

[License Verification](#)

[Marriage Record](#)

[Professional License](#)

[Public Records Request](#)

[Wastewater Application](#)

PUBLICATIONS

[Annual Report](#)

[CON Weekly Reports](#)

[Health Facilities Directory](#)

[Mississippi Morbidity Reports](#)

[Public Health Report](#)

[State Health Plan](#)

[Strategic Plan](#)

[More »](#)

Mississippi State Department of Health • 570 East Woodrow Wilson Dr • Jackson, MS 39216 • 866-HLTHY4U • [Contact and information](#)

