



## Coronavirus Disease 2019 (COVID-19)

*Updated March 11, 2021*

Mississippi COVID-19 Hotline (7 days a week, 7 a.m.–7 p.m.): **877-978-6453**

**New long-term care facility visitation rules** allow a wider range of visits in all facility types. [Learn more »](#)

---

## General Information

- ▶ [COVID-19 vaccinations and Mississippi vaccination summary](#)
- ▶ [COVID-19 overview, questions and answers, and other resources](#)
- ▶ [COVID-19 and You: Video Q & A with State Health Officer Dr. Thomas Dobbs](#)
- ▶ [ASL, Spanish and Vietnamese materials](#)

## Healthcare Professionals

Guidance and more →

- ▶ [Healthcare guidance](#)
- ▶ [Electronic reporting](#)
- ▶ [Vaccine providers](#)
- ▶ [Specimens](#)

- ▶ [Lab dropoff](#)
- ▶ [Facilities guidance](#)
- ▶ [MS-HAN Alerts](#)

---

## [ALL HEALTHCARE](#)

### Current Cases and Statistics

County and state data →

- ▶ [Today's update](#)
- ▶ [State data and reports](#)
- ▶ [County data](#)
- ▶ [Charts and maps](#)
- ▶ [Hospitalizations](#)
- ▶ [Lab testing](#)
- ▶ [Recoveries](#)

---

## [ALL STATISTICS](#)

### Prevention, Testing and Guidance

Personal and community →

- ▶ [Vaccinations](#)
- ▶ [Getting tested](#)
- ▶ [Personal protection](#)
- ▶ [Gatherings and events](#)
- ▶ [Business and community](#)
- ▶ [School guidelines](#)
- ▶ [State agencies](#)

---

## [ALL GUIDANCE](#)

---

## COVID-19 in Mississippi

New Cases and Deaths as of March 10

**NEW CASES**

**679**

New COVID-19 positive test results reported to MSDH as of 3 p.m. yesterday.

---

**TOTAL MISSISSIPPI CASES**

---

**299,124**

▶ [Totals by county](#)

---

**NEW DEATHS**

---

**19**

New COVID-19 related deaths reported to MSDH as of 3 p.m. yesterday.

Twelve deaths occurred between February 13 and March 9 in the counties below:

▶ [County list](#)

Seven deaths occurred between February 3 and March 6, identified from death certificate reports.

▶ [County list](#)

---

**TOTAL MISSISSIPPI DEATHS**

---

**6,864**

▶ [Totals by county](#)

---

**LTC OUTBREAKS**

---

**47**

Current outbreaks in long-term care (LTC) facilities only. (See [LTC facility outbreak definition.](#))

▶ [Cases by county](#)

**About our case counts:** We currently update our case totals each day based on test results from the previous day. Outside laboratories also report positive test results to us, which are included in our totals. Multiple positive tests for the same individual are counted only once. County case numbers and deaths may change as investigation finds new or additional information.

## Statewide COVID-19 Data and Reports

▶ [K-12 School Reports](#)

Weekly COVID-19 cases, outbreaks and exposure reported by Mississippi schools

▶ [Long-Term Care Facility and Residential Care Facility COVID-19 Reports](#)

Data reported directly to MSDH by the facility; cases and deaths in these reports may not yet be included in our totals of lab-reported cases.

▶ [Ongoing Outbreaks in Nursing Homes](#)

A wide variety of data from the Centers for Medicare and Medicaid (CMS)

▶ [Deaths from COVID-19 and Other Causes](#) PDF

Provisional counts by week of deaths from COVID-19, pneumonia/influenza, and heart disease

▶ [Laboratory Testing](#)

Number and type of COVID-19 tests performed

▶ [Mississippi COVID-19 Vaccination Report](#) PDF

Vaccinations distributed and administered as reported to MSDH by vaccination providers

▶ [Statewide data charts](#)

## County COVID-19 Data

### Race and Ethnicity

▶ [Total COVID-19 cases and deaths by county, race and ethnicity](#) PDF

Current and past data tables, updated daily

### Data Snapshots for Individual Counties

▶ [Weekly COVID-19 snapshots for each Mississippi county](#)

### High Cases and Incidence

▶ [Map of Mississippi counties by 7-day incidence](#)

▶ [Table of counties ranked by weekly cases and incidence](#)

### Cumulative Cases and Deaths by County

Totals of all reported COVID-19 cases, including those in long-term care (LTC) facilities.

**The numbers in this table are provisional.** County case numbers and deaths may change as investigation finds new or additional information. The data provided below is the most current available.

County	Total Cases	Total Deaths	Total LTC Facility Cases	Total LTC Facility Deaths
<a href="#">Adams</a>	2369	79	78	15
<a href="#">Alcorn</a>	2932	63	130	20
<a href="#">Amite</a>	1134	37	55	9
<a href="#">Attala</a>	2107	71	175	36
<a href="#">Benton</a>	943	24	45	10
<a href="#">Bolivar</a>	4649	125	232	31
<a href="#">Calhoun</a>	1593	29	36	5
<a href="#">Carroll</a>	1198	25	51	10
<a href="#">Chickasaw</a>	2020	54	60	15
<b>Total</b>	<b>299,124</b>	<b>6,864</b>	<b>10,411</b>	<b>1,963</b>

County	Total Cases	Total Deaths	Total LTC Facility Cases	Total LTC Facility Deaths
--------	-------------	--------------	--------------------------	---------------------------

Choctaw	712	17	1	0
Claiborne	994	30	45	9
Clarke	1716	74	123	31
Clay	1795	53	38	5
Coahoma	2850	70	129	11
Copiah	2813	59	81	11
Covington	2517	80	136	39
De Soto	19914	237	113	24
Forrest	7336	139	226	51
Franklin	775	21	40	4
George	2331	45	59	7
Greene	1286	33	52	6
Grenada	2495	79	155	32
Hancock	3569	78	69	14
Harrison	17008	291	485	68
Hinds	19119	397	805	131
Holmes	1836	70	104	20
Humphreys	936	29	34	8
Issaquena	167	6	0	0
Itawamba	2913	75	134	23
Jackson	12801	234	240	35
Jasper	2162	45	43	2
Jefferson	633	27	41	7
Jefferson Davis	1031	31	8	1
Jones	8096	150	219	41
Kemper	920	24	44	9
Lafayette	5788	114	187	55
Lamar	5962	83	53	13
Lauderdale	6915	229	443	100
Lawrence	1221	21	27	2
Leake	2559	72	88	15
Lee	9741	163	222	41
<b>Total</b>	<b>299,124</b>	<b>6,864</b>	<b>10,411</b>	<b>1,963</b>

County	Total Cases	Total Deaths	Total LTC Facility Cases	Total LTC Facility Deaths
Leflore	3417	123	236	52
Lincoln	3690	104	188	39
Lowndes	6082	141	256	62
Madison	9615	206	366	69
Marion	2600	78	158	24
Marshall	4086	96	64	15
Monroe	3999	129	190	55
Montgomery	1236	40	54	9
Neshoba	3875	172	203	59
Newton	2348	54	87	15
Noxubee	1237	31	35	6
Oktibbeha	4448	96	222	36
Panola	4361	99	103	14
Pearl River	4245	132	188	36
Perry	1238	36	21	8
Pike	3053	98	134	35
Pontotoc	4121	71	86	12
Prentiss	2719	58	99	15
Quitman	778	15	0	0
Rankin	12930	267	392	61
Scott	2980	71	115	18
Sharkey	492	17	43	8
Simpson	2795	82	157	20
Smith	1548	34	66	8
Stone	1738	30	84	14
Sunflower	3224	87	121	20
Tallahatchie	1722	39	50	7
Tate	3130	77	80	19
Tippah	2811	66	119	13
Tishomingo	2135	66	102	27
Tunica	1009	24	18	2
Union	3975	74	131	23
Walthall	1261	41	69	13
<b>Total</b>	<b>299,124</b>	<b>6,864</b>	<b>10,411</b>	<b>1,963</b>

County	Total Cases	Total Deaths	Total LTC Facility Cases	Total LTC Facility Deaths
Warren	4168	115	170	37
Washington	5239	130	191	39
Wayne	2566	41	69	11
Webster	1115	32	61	12
Wilkinson	628	27	25	5
Winston	2228	79	130	39
Yalobusha	1472	36	82	22
Yazoo	2954	67	140	18
<b>Total</b>	<b>299,124</b>	<b>6,864</b>	<b>10,411</b>	<b>1,963</b>

## Case Classifications

Mississippi investigates and reports both probable and confirmed cases and deaths according to the [CSTE case definition](#).

	Confirmed	Probable	Total
Cases	184,847	114,277	<b>299,124</b>
Deaths	4,773	2,091	<b>6,864</b>

Confirmed cases and deaths are generally determined by positive PCR tests, which detect the presence of ongoing coronavirus infection.

Probable cases are those who test positive by other testing methods such as antibody or antigen, and have recent symptoms consistent with COVID-19, indicating a recent infection.

Probable deaths are those individuals with a designation of COVID-19 as a cause of death on the death certificate, but where no confirmatory testing was performed.

---

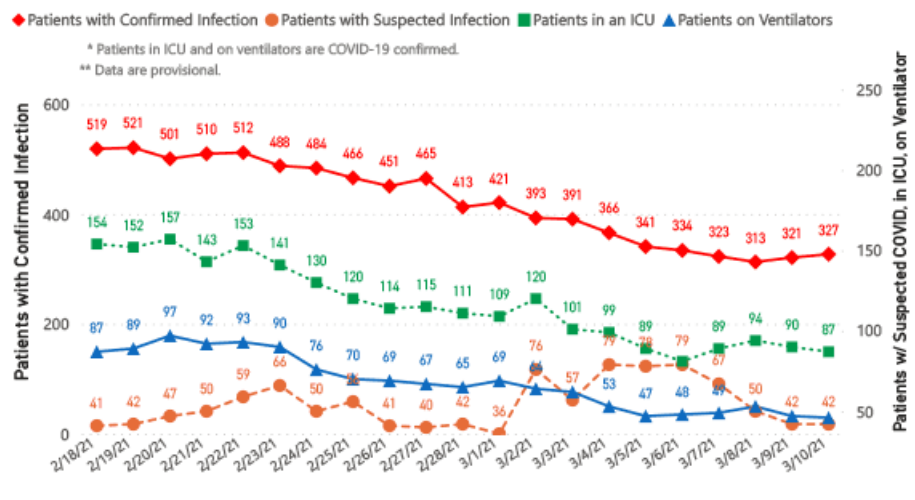
## Mississippi COVID-19 Data Charts and Maps

All data reports below are updated as they become available.

## Hospitalizations and Bed Availability

▶ [View interactive hospitalization charts](#)

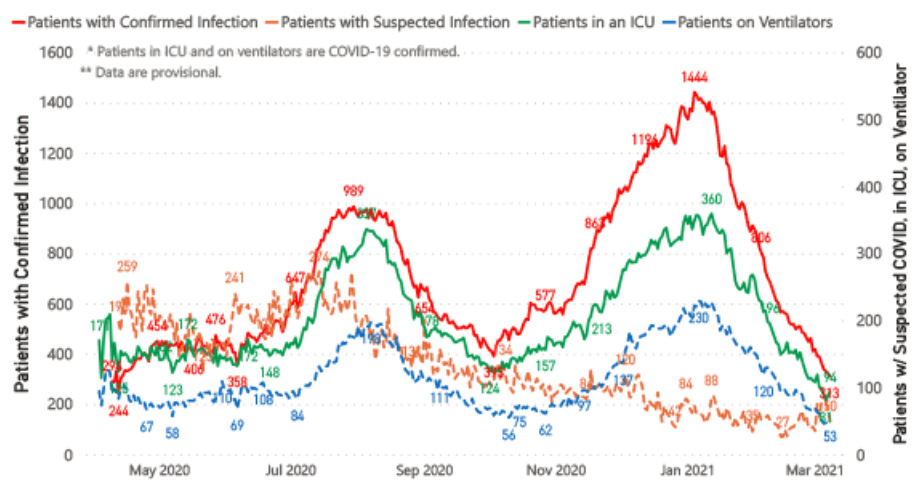
### COVID-19 Hospitalizations Reported by MS Hospitals, 2/18/21-3/10/21 \*,\*\*



### Hospitalization and ICU Use to Date

Updated weekly

### COVID-19 Hospitalizations Trends, Reported by MS Hospitals as of 3/8/21 \*,\*\*



### Daily Case Maps

[View all interactive maps](#)

### Recent COVID-19 Activity

The chart below shows counties according to COVID-19 incidence (cases by population) over the last 7 days. Also see [weekly county incidence tables](#)



Mississippi COVID-19 Cases Incidence Rate \*  
as of March 10, 2021

## Mississippi

7 Day Average  
New Cases

424.3

7 Day Average  
Incidence Rate \*

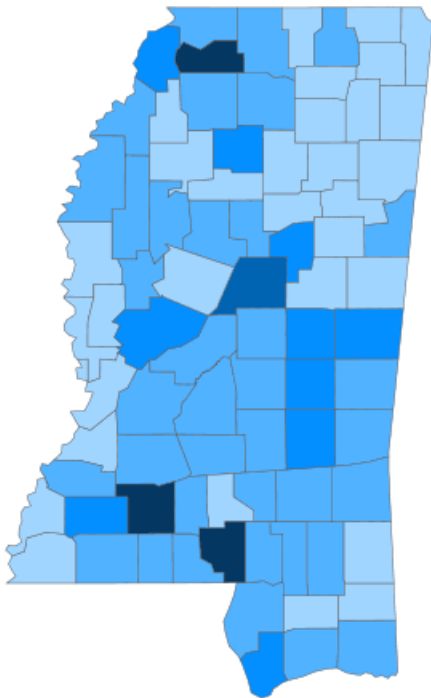
13.7

Cumulative Cases

299,124

2019 Estimated Population

2,976,148



● <10.0 ● 10.0 to 20.0 ● 20.0 to 30.0 ● 30.0 to 40.0 ● >40.0

\* Based on average daily new cases of past 7 days per 100,000 population.

County	Incidence Rate	New Cases (7-Day Avg)	2019 Est. Population	Mask Mandate Status	Mask Mandate Started	Mask Mandate Ended
Lincoln	52.7	18.0	34,153	Active	11/24/20	
Tate	48.9	13.9	28,321	Active	11/16/20	
Marion	42.4	10.4	24,573	None		
Attala	30.7	5.6	18,174	Active	11/24/20	
Neshoba	26.0	7.6	29,118	Active	11/24/20	
Newton	24.5	5.1	21,018	None		
Choctaw	24.4	2.0	8,210	Active	11/24/20	
Franklin	24.1	1.9	7,713	None		
Kemper	23.5	2.3	9,742	None		
Yazoo	22.1	6.6	29,690	None		

### Cumulative COVID-19 Cases

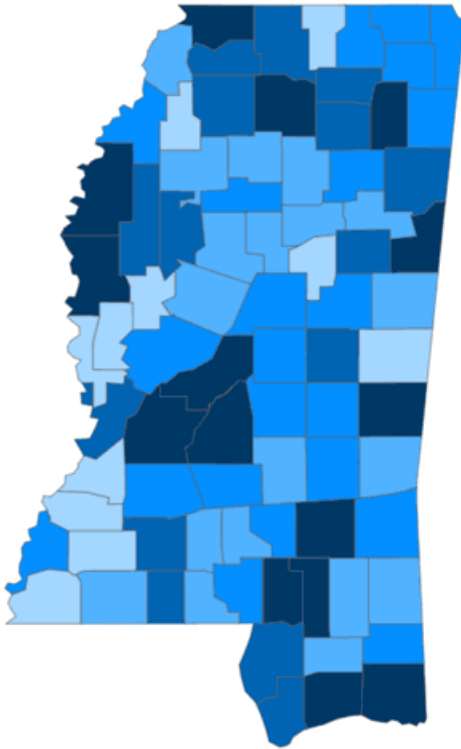
Total cases and deaths by county since the start of the pandemic. Also see [weekly estimate of recoveries](#)

Mississippi COVID-19  
Cases and Deaths by Race with Ethnicity  
as of 3 pm CT, March 10, 2021

# Mississippi

Total Cases

299,124



● 1 to 1000 ● 1001 to 2000 ● 2001 to 3000 ● 3001 to 4500 ● >4500

	American Indian or Alaska Native	Asian	Black	White	Other	Unknown
Non Hispanic	1,216	1,096	80,782	114,952	2,952	2,481
Hispanic	58	35	410	1,919	3,450	688
Unknown Ethnicity	1,008	337	17,540	26,768	7,146	36,286

Total Deaths

6,864

	American Indian or Alaska Native	Asian	Black	White	Other	Unknown
Non Hispanic	89	12	2,339	3,153	39	16
Hispanic	1	1	7	29	20	2
Unknown Ethnicity	25	7	352	550	65	157

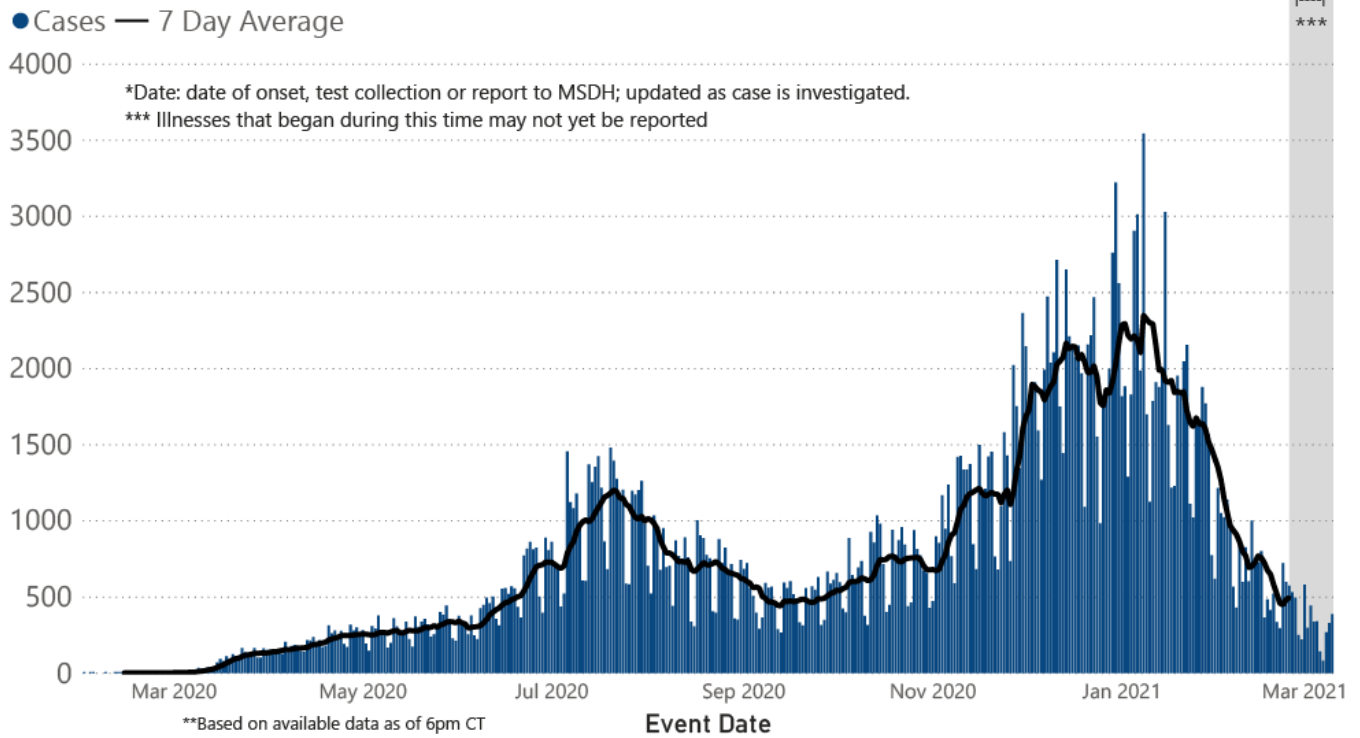
## Daily Statewide Data Charts

Our state case map and other data charts are also available in interactive form.

▶ [View interactive epidemiological and surveillance charts](#)

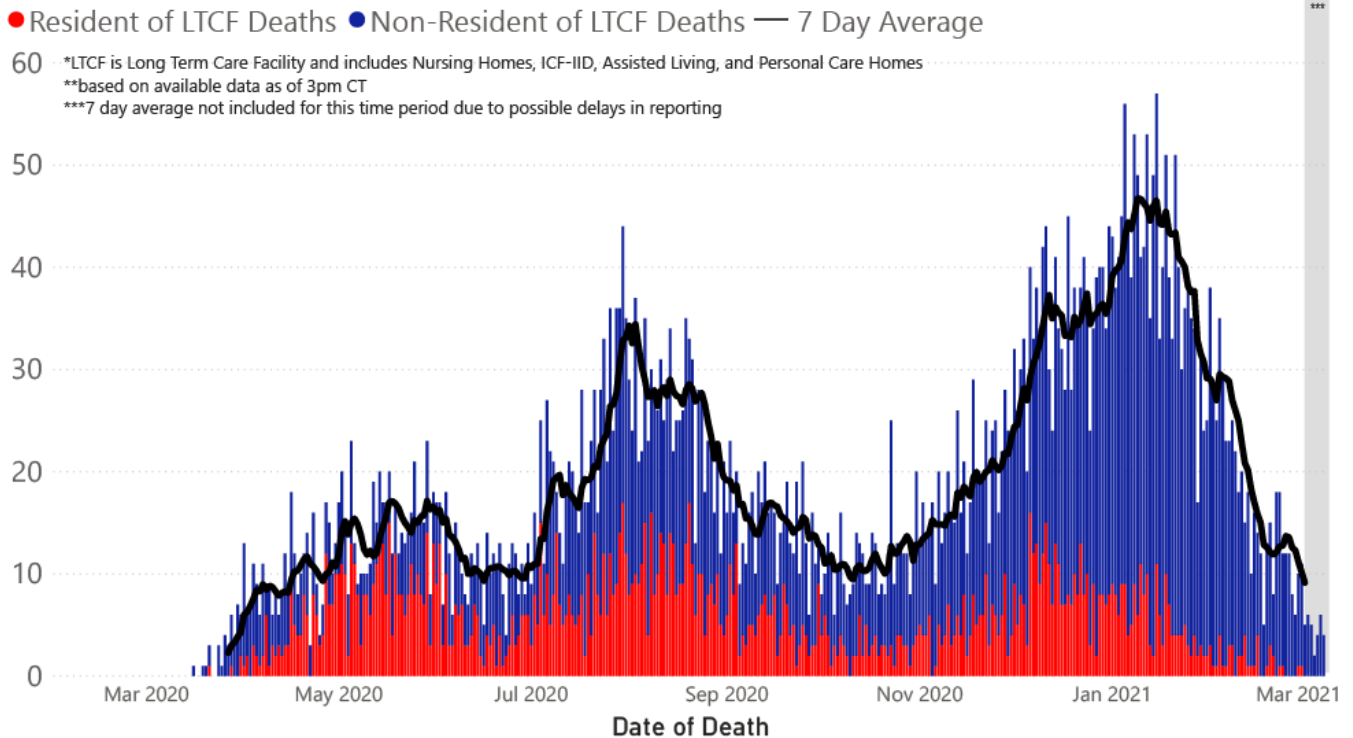
The charts below are based on available data at the time of publication. Charts do **not** include cases where insufficient details of the case are known.

## COVID-19 Cases by Date\* through March 10, 2021\*\*, Mississippi



**Note:** Values up to two weeks in the past on the chart of Cases by Date above can change as we update it with new information from disease investigation.

## COVID-19 LTCF\* and Non-LTCF Deaths by Date of Death through March 10, 2021\*\*, Mississippi



## Weekly Statewide Data Charts

Includes:

- Cases, deaths and hospitalizations, analyzed by age, race/ethnicity, gender and other factors

- MIS-C cases and deaths
- Counties with high COVID-19 cases and incidence
- Syndromic surveillance

▶ [All weekly charts](#)

## Estimated Recoveries

Presumed COVID-19 cases recovered, estimated weekly (does not include cases still under investigation).

### COVID-19 Presumed Recovered Cases through March 8, 2021, Mississippi

283,953

Presumed Recovered\*

\*Reflects Provisional Estimates. Presumed Recovered if:

- 1) It has been 14 days or more since the case tested positive, if they were not hospitalized
- 2) It has been 21 days or more since the case tested positive, if they were hospitalized or hospitalization was unknown.

All deaths excluded. Presumed recovered counts will be updated weekly.

## U.S. and World Cases

- ▶ [COVID-19 cases in the United States \(CDC\)](#)
- ▶ [U.S. COVID-19 Tracker \(CDC\)](#)
- ▶ [COVID-19 Global Case Map \(Johns Hopkins University\)](#)

## COVID-19 Testing

### Statewide Combined Testing as of March 7.

COVID-19 testing providers around the state include commercial laboratories, hospital labs and the MSDH Public Health Laboratory results from all these sources are combined in the table below. (Updated weekly)

**PCR** testing detects current, active COVID-19 infection in an individual.

**Antibody** (serology) testing identifies individuals with past COVID-19 infection based on antibodies they develop one to

three weeks after infection.

**Antigen** testing is another way to identify current COVID-19 infection.

PCR tests	1,666,853
Serology (antibody) tests	83,470
Antigen tests	772,353
<b>Total tests</b>	<b>2,522,676</b>

▶ [Getting tested for COVID-19](#)

---

## Prevention and Guidance for Individuals and the Community

▶ [Preventive steps to take, recommendations, guidance and general information on COVID-19](#)

Get COVID-19 e-mail updates daily with our free newsletter:



Last reviewed on Mar 5,

2020

[error on this](#)

[email page](#)

[print](#)

### *Related resources*

- ▶ [IT IS REAL: COVID-19 as Told by Survivors](#)
- ▶ [Free COVID-19 Testing and Local Testing Providers](#)
- ▶ [COVID-19 Guidance and Prevention for Individuals and the Community](#)  
Updated March 11, 2021

### *More topics*

- ▶ [\[ Espanol, Tieng Viet, ASL \]](#)
- ▶ [County Data](#)
- ▶ [Diagnostic Testing EUA](#)
- ▶ [Handouts and Posters](#)
- ▶ [Healthcare Professionals](#)
- ▶ [Interactive Maps and Charts](#)
- ▶ [Prevention and Safety Guidance](#)
- ▶ [School Cases and Outbreaks](#)
- ▶ [Statewide COVID-19 Data](#)
- ▶ [Testing for COVID-19](#)
- ▶ [Vaccination Against COVID-19](#)

# Free COVID-19 Rapid Testing

Free drive-through testing open to the public

Available in all counties

No symptoms required for college students and others

[Check our weekly schedule of free testing locations statewide](#)

[FULL INFORMATION](#)

## **AGENCY**

[About Us](#)

[Administration](#)

[Board of Health](#)

[County Offices](#)

[Institutional Review](#)

[Jobs](#)

[Locations](#)

[Public Health Laboratory](#)

[RFPs/Grants](#)

[More »](#)

---

[Intranet](#)

[OHIT+ER Service Center](#)

[Webmail](#)

## **INFORMATION**

[Apps](#)

[Calendar of Events](#)

[Contact Us](#)

[Meetings](#)

[Health Resources](#)

[Hotlines](#)

[Locations](#)

[News](#)

[Newsletter](#)

[Phone Numbers](#)

[Español](#)

## **I NEED A ...**

[Birth Certificate](#)

[Certificate of Need](#)

[Children's Health Insurance](#)

[Complaint Form](#)

Criminal History Check  
Death Certificate  
Divorce Record  
Food Permit  
Immunization Record  
J-1 Visa  
License Verification  
Marriage Record  
Professional License  
Public Records Request  
Wastewater Application

#### **PUBLICATIONS**

Annual Report  
CON Weekly Reports  
Health Facilities Directory  
Mississippi Morbidity Reports  
Public Health Report  
State Health Plan  
Strategic Plan  
*More »*

Mississippi State Department of Health • 570 East Woodrow Wilson Dr • Jackson, MS 39216 • 866-HLTHY4U • Contact and information

