



## Coronavirus Disease 2019 (COVID-19)

*Updated March 18, 2021*

Mississippi COVID-19 Hotline (7 days a week, 7 a.m.–7 p.m.): [877-978-6453](tel:877-978-6453)

COVID-19 press conference (March 16): MSDH leadership talks with the press about COVID-19 eligibility expansion and special vaccination initiatives. [View »](#)

Guidance for adults 65 and over, or 16 and older with medical conditions: All Mississippi residents aged 65 or older, or 16 and older with serious chronic medical conditions, should avoid all social gatherings outside of the household or any in-person mass gathering, including religious ceremonies, or sporting events, until fully protected by an approved COVID-19 vaccine. [Details »](#)

---

## General Information

- ▶ [COVID-19 vaccinations and Mississippi vaccination summary](#)
- ▶ [COVID-19 overview, questions and answers, and other resources](#)
- ▶ [COVID-19 and You: Video Q & A with State Health Officer Dr. Thomas Dobbs](#)
- ▶ [ASL, Spanish and Vietnamese materials](#)

[Guidance and more →](#)

- ▶ [Healthcare guidance](#)
- ▶ [Electronic reporting](#)
- ▶ [Vaccine providers](#)
- ▶ [Specimens](#)
- ▶ [Lab dropoff](#)
- ▶ [Facilities guidance](#)
- ▶ [MS-HAN Alerts](#)

---

[ALL HEALTHCARE](#)

## Current Cases and Statistics

[County and state data →](#)

- ▶ [Today's update](#)
- ▶ [State data and reports](#)
- ▶ [County data](#)
- ▶ [Charts and maps](#)
- ▶ [Hospitalizations](#)
- ▶ [Lab testing](#)
- ▶ [Recoveries](#)

---

[ALL STATISTICS](#)

## Prevention, Testing and Guidance

[Personal and community →](#)

- ▶ [Vaccinations](#)
- ▶ [Getting tested](#)
- ▶ [Personal protection](#)
- ▶ [Gatherings and events](#)
- ▶ [Business and community](#)
- ▶ [School guidelines](#)
- ▶ [State agencies](#)

---

[ALL GUIDANCE](#)

## New Cases and Deaths as of March 17

### NEW CASES

322

New COVID-19 positive test results reported to MSDH as of 3 p.m. yesterday.

---

#### TOTAL MISSISSIPPI CASES

301,924

▶ [Totals by county](#)

### NEW DEATHS

2

New COVID-19 related deaths reported to MSDH as of 3 p.m. yesterday.

Two deaths occurred between March 13 and March 16 in the counties below:

▶ [County list](#)

---

#### TOTAL MISSISSIPPI DEATHS

6,938

▶ [Totals by county](#)

### LTC OUTBREAKS

42

Current outbreaks in long-term care (LTC) facilities only. (See [LTC facility outbreak definition](#).)

▶ [Cases by county](#)

About our case counts: We currently update our case totals each day based on test results from the previous day. Outside laboratories also report positive test results to us, which are included in our totals. Multiple positive tests for the same individual are counted only once. County case numbers and deaths may change as investigation finds new or additional information.

# Statewide COVID-19 Data and Reports

## ▶ [K-12 School Reports](#)

Weekly COVID-19 cases, outbreaks and exposure reported by Mississippi schools

## ▶ [Long-Term Care Facility and Residential Care Facility COVID-19 Reports](#)

Data reported directly to MSDH by the facility; cases and deaths in these reports may not yet be included in our totals of lab-reported cases.

## ▶ [Ongoing Outbreaks in Nursing Homes](#)

A wide variety of data from the Centers for Medicare and Medicaid (CMS)

## ▶ [Deaths from COVID-19 and Other Causes](#) PDF

Provisional counts by week of deaths from COVID-19, pneumonia/influenza, and heart disease

## ▶ [Laboratory Testing](#)

Number and type of COVID-19 tests performed

## ▶ [Mississippi COVID-19 Vaccination Report](#) PDF

Vaccinations distributed and administered as reported to MSDH by vaccination providers

## ▶ [Statewide data charts](#)

## County COVID-19 Data

### Race and Ethnicity

#### ▶ [Total COVID-19 cases and deaths by county, race and ethnicity](#) PDF

Current and past data tables, updated daily

### Data Snapshots for Individual Counties

#### ▶ [Weekly COVID-19 snapshots for each Mississippi county](#)

### High Cases and Incidence

#### ▶ [Map of Mississippi counties by 7-day incidence](#)

#### ▶ [Table of counties ranked by weekly cases and incidence](#)

### Cumulative Cases and Deaths by County

Totals of all reported COVID-19 cases, including those in long-term care (LTC) facilities.

The numbers in this table are provisional. County case numbers and deaths may change as investigation finds new or additional information. The data provided below is the most current available.

County	Total Cases	Total Deaths	Total LTC Facility Cases	Total LTC Facility Deaths
<a href="#">Adams</a>	2394	79	78	15
<a href="#">Alcorn</a>	2946	63	130	20
<a href="#">Amite</a>	1162	37	55	9
<a href="#">Attala</a>	2114	72	175	36
<a href="#">Benton</a>	953	24	46	10
Total	301,924	6,938	10,418	1,964

County	Total Cases	Total Deaths	Total LTC Facility Cases	Total LTC Facility Deaths
Bolivar	4687	125	232	31
Calhoun	1612	29	36	5
Carroll	1201	25	51	10
Chickasaw	2025	55	60	15
Choctaw	718	16	1	0
Claiborne	1000	30	45	9
Clarke	1723	75	123	31
Clay	1808	54	38	5
Coahoma	2864	72	129	11
Copiah	2843	60	81	11
Covington	2520	80	136	39
De Soto	20156	244	113	24
Forrest	7422	142	226	51
Franklin	788	21	40	4
George	2352	45	59	7
Greene	1290	33	52	6
Grenada	2519	80	155	32
Hancock	3599	82	69	14
Harrison	17177	296	485	68
Hinds	19388	399	805	131
Holmes	1836	70	104	20
Humphreys	938	29	34	8
Issaquena	167	6	0	0
Itawamba	2929	76	134	23
Jackson	12911	236	240	35
Jasper	2178	47	43	2
Jefferson	636	27	41	7
Jefferson Davis	1037	32	8	1
Jones	8179	153	219	41
Kemper	931	25	44	9
Lafayette	5863	114	187	55
Lamar	6002	84	54	13
<b>Total</b>	<b>301,924</b>	<b>6,938</b>	<b>10,418</b>	<b>1,964</b>

County	Total Cases	Total Deaths	Total LTC Facility Cases	Total LTC Facility Deaths
Lauderdale	6952	231	443	100
Lawrence	1234	22	27	2
Leake	2575	72	88	15
Lee	9781	167	222	41
Leflore	3426	123	236	52
Lincoln	3784	104	190	39
Lowndes	6197	143	257	63
Madison	9691	206	367	69
Marion	2631	78	158	24
Marshall	4131	98	64	15
Monroe	4030	130	190	55
Montgomery	1249	40	54	9
Neshoba	3917	172	203	59
Newton	2386	54	87	15
Noxubee	1240	31	35	6
Oktibbeha	4484	97	222	36
Panola	4400	100	104	14
Pearl River	4303	133	188	36
Perry	1240	38	21	8
Pike	3095	101	134	35
Pontotoc	4138	72	86	12
Prentiss	2729	58	99	15
Quitman	783	15	0	0
Rankin	13085	271	392	61
Scott	3019	71	115	18
Sharkey	492	17	43	8
Simpson	2823	82	157	20
Smith	1563	34	66	8
Stone	1758	30	84	14
Sunflower	3242	87	121	20
Tallahatchie	1733	39	50	7
Tate	3150	78	80	19
Tippah	2823	68	119	13
<b>Total</b>	<b>301,924</b>	<b>6,938</b>	<b>10,418</b>	<b>1,964</b>

County	Total Cases	Total Deaths	Total LTC Facility Cases	Total LTC Facility Deaths
<a href="#">Tishomingo</a>	2146	67	102	27
<a href="#">Tunica</a>	1013	25	18	2
<a href="#">Union</a>	3996	74	131	23
<a href="#">Walthall</a>	1269	42	69	13
<a href="#">Warren</a>	4194	116	170	37
<a href="#">Washington</a>	5257	132	191	39
<a href="#">Wayne</a>	2594	41	69	11
<a href="#">Webster</a>	1129	32	61	12
<a href="#">Wilkinson</a>	633	27	25	5
<a href="#">Winston</a>	2236	80	130	39
<a href="#">Yalobusha</a>	1518	36	82	22
<a href="#">Yazoo</a>	2987	67	140	18
<b>Total</b>	<b>301,924</b>	<b>6,938</b>	<b>10,418</b>	<b>1,964</b>

## Case Classifications

Mississippi investigates and reports both probable and confirmed cases and deaths according to the [CSTE case definition](#).

	Confirmed	Probable	Total
Cases	186,081	115,843	301,924
Deaths	4,819	2,119	6,938

Confirmed cases and deaths are generally determined by positive PCR tests, which detect the presence of ongoing coronavirus infection.

Probable cases are those who test positive by other testing methods such as antibody or antigen, and have recent symptoms consistent with COVID-19, indicating a recent infection.

Probable deaths are those individuals with a designation of COVID-19 as a cause of death on the death certificate, but where no confirmatory testing was performed.

---

## Mississippi COVID-19 Data Charts and Maps

All data reports below are updated as they become available.

## Hospitalizations and Bed Availability

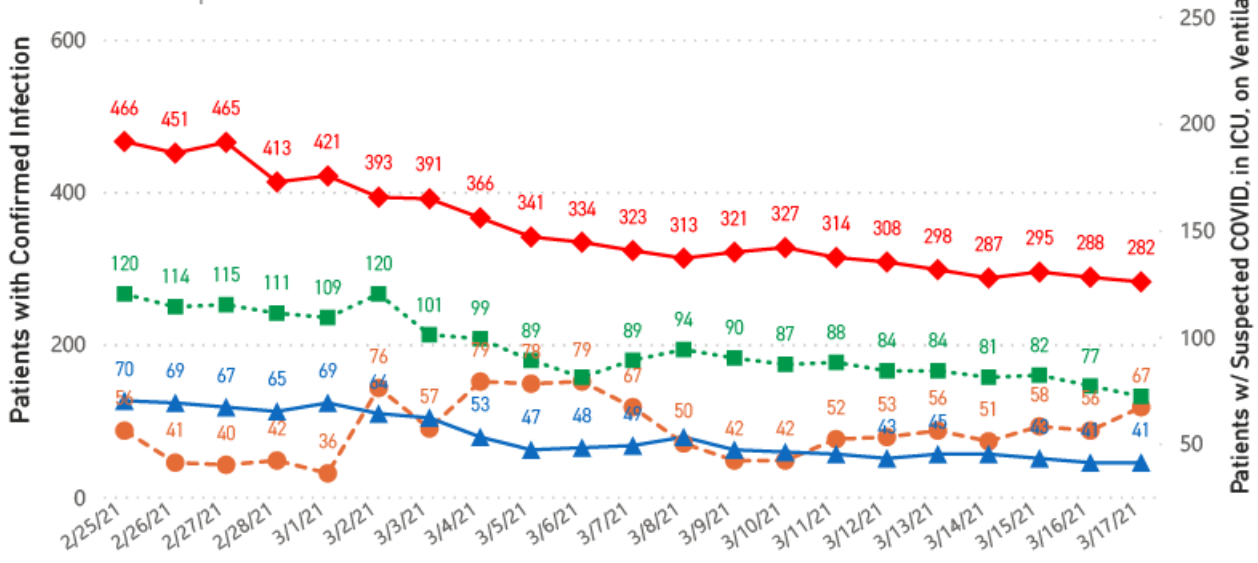
▶ [View interactive hospitalization charts](#)

## COVID-19 Hospitalizations Reported by MS Hospitals, 2/25/21-3/17/21 \*,\*\*

◆ Patients with Confirmed Infection ● Patients with Suspected Infection ■ Patients in an ICU ▲ Patients on Ventilators

\* Patients in ICU and on ventilators are COVID-19 confirmed.

\*\* Data are provisional.



## Hospitalization and ICU Use to Date

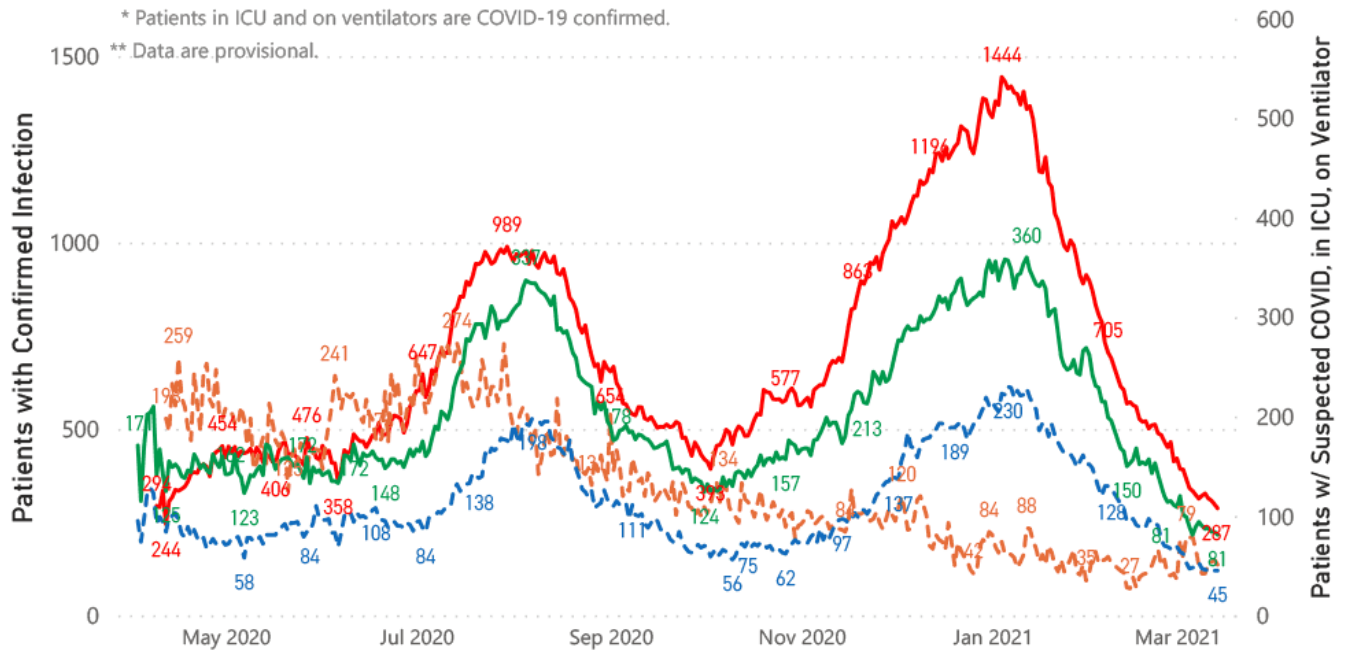
Updated weekly

## COVID-19 Hospitalizations Trends, Reported by MS Hospitals as of 3/14/21 \*,\*\*

— Patients with Confirmed Infection — Patients with Suspected Infection — Patients in an ICU — Patients on Ventilators

\* Patients in ICU and on ventilators are COVID-19 confirmed.

\*\* Data are provisional.



## Daily Case Maps

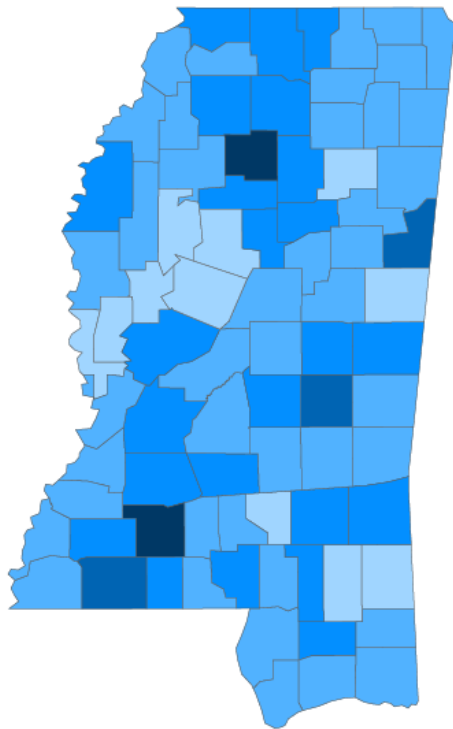
► [View all interactive maps](#)



## Recent COVID-19 Activity

The chart below shows counties according to COVID-19 incidence (cases by population) over the last 7 days. Also see [weekly county incidence tables](#)

### Mississippi COVID-19 Cases Incidence Rate \* as of March 17, 2021



## Mississippi

7 Day Average  
New Cases

**400.0**

7 Day Average  
Incidence Rate \*

**12.6**

Cumulative Cases

**301,924**

2019 Estimated Population

**2,976,148**

County	Incidence Rate	New Cases (7-Day Avg)	2019 Est. Population
Yalobusha	54.3	6.6	12,108
Lincoln	39.3	13.4	34,153
Amite	32.5	4.0	12,297
Lowndes	28.0	16.4	58,595
Newton	25.8	5.4	21,018
Franklin	24.1	1.9	7,713
Webster	20.6	2.0	9,689
Neshoba	20.6	6.0	29,118
Lafayette	19.8	10.7	54,019
Wayne	19.8	4.0	20,183

● <5.0 ● 5.0 to 15.0 ● 15.0 to 25.0 ● 25.0 to 35.0 ● >35.0

\* Based on average daily new cases of past 7 days per 100,000 population.

## Cumulative COVID-19 Cases

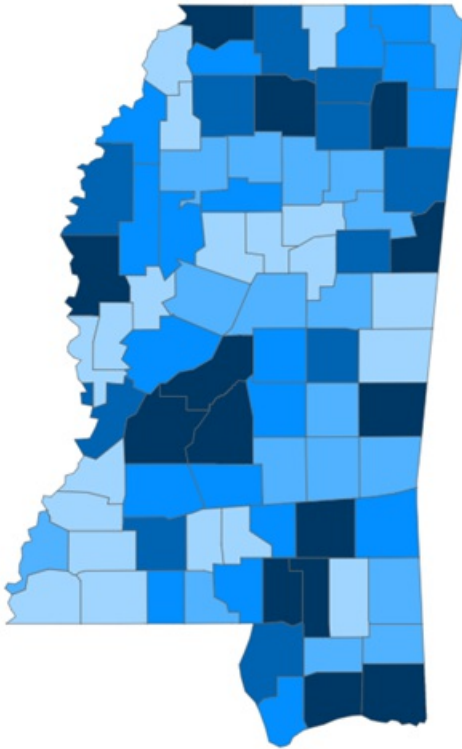
Total cases and deaths by county since the start of the pandemic. Also see [weekly estimate of recoveries](#)

Mississippi COVID-19  
Cases and Deaths by Race with Ethnicity  
as of 3 pm CT, March 17, 2021

# Mississippi

Total Cases

301,924



	American Indian or Alaska Native	Asian	Black	White	Other	Unknown
Non Hispanic	1,226	1,116	81,539	116,225	2,983	2,517
Hispanic	58	35	416	1,932	3,482	693
Unknown Ethnicity	1,010	338	17,610	26,918	7,192	36,634

Total Deaths

6,938

	American Indian or Alaska Native	Asian	Black	White	Other	Unknown
Non Hispanic	89	12	2,361	3,191	40	17
Hispanic	1	1	7	30	20	2
Unknown Ethnicity	25	7	356	555	66	158

● 1 to 1250 ● 1251 to 2500 ● 2501 to 3750 ● 3751 to 5000 ● >5000

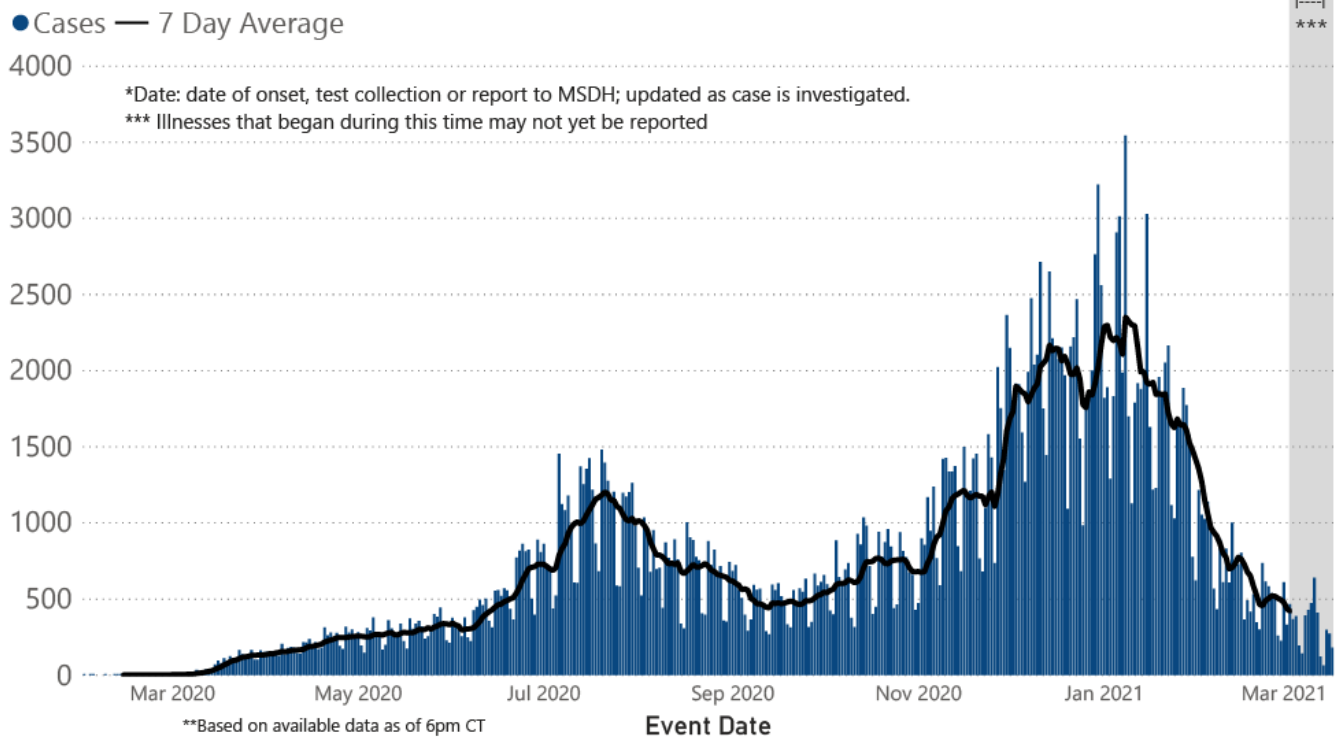
## Daily Statewide Data Charts

Our state case map and other data charts are also available in interactive form.

▶ [View interactive epidemiological and surveillance charts](#)

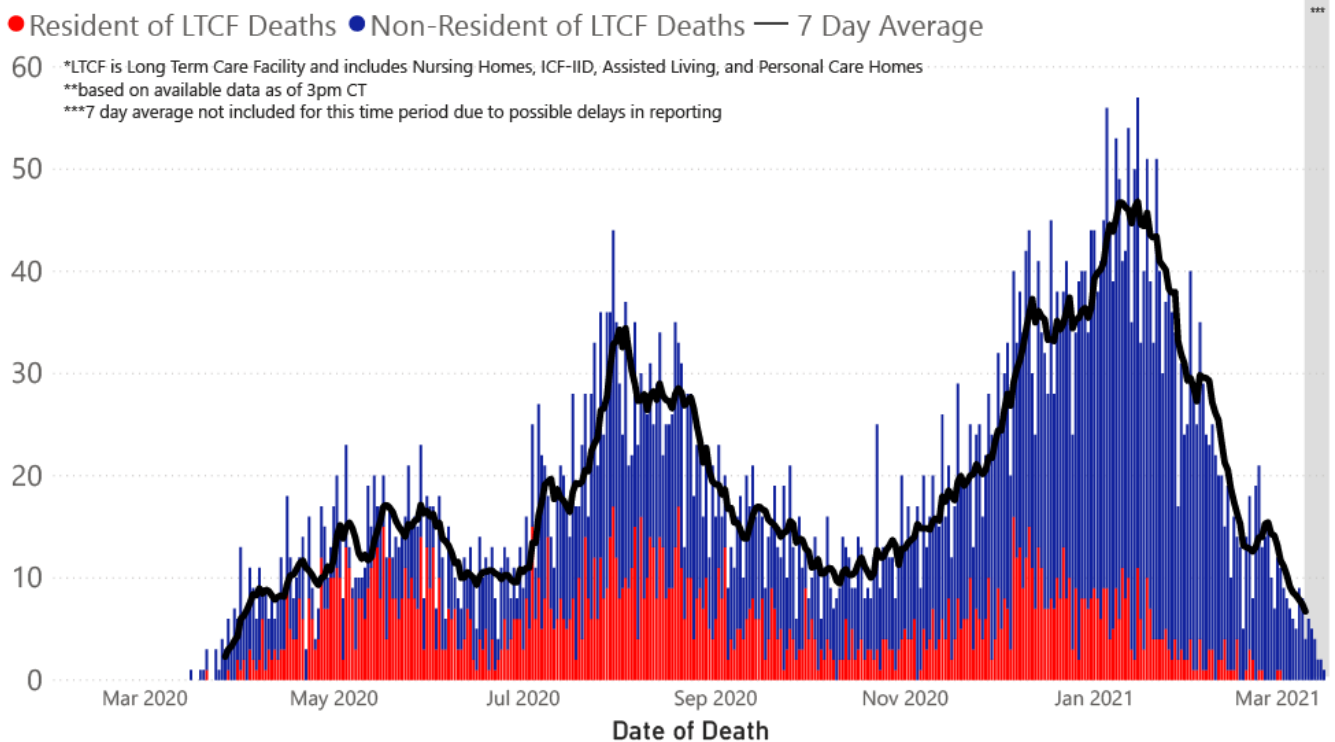
The charts below are based on available data at the time of publication. Charts do not include cases where insufficient details of the case are known.

## COVID-19 Cases by Date\* through March 17, 2021\*\*, Mississippi



Note: Values up to two weeks in the past on the chart of Cases by Date above can change as we update it with new information from disease investigation.

## COVID-19 LTCF\* and Non-LTCF Deaths by Date of Death through March 17, 2021\*\*, Mississippi



## Weekly Statewide Data Charts

Includes:

- Cases, deaths and hospitalizations, analyzed by age, race/ethnicity, gender and other factors

- MIS-C cases and deaths
- Counties with high COVID-19 cases and incidence
- Syndromic surveillance

▶ [All weekly charts](#)

## Estimated Recoveries

Presumed COVID-19 cases recovered, estimated weekly (does not include cases still under investigation).

### COVID-19 Presumed Recovered Cases through March 15, 2021, Mississippi

**287,341**  
Presumed Recovered\*

\*Reflects Provisional Estimates. Presumed Recovered if:

- 1) It has been 14 days or more since the case tested positive, if they were not hospitalized
- 2) It has been 21 days or more since the case tested positive, if they were hospitalized or hospitalization was unknown.

All deaths excluded. Presumed recovered counts will be updated weekly.

## U.S. and World Cases

- ▶ [COVID-19 cases in the United States \(CDC\)](#)
- ▶ [U.S. COVID-19 Tracker \(CDC\)](#)
- ▶ [COVID-19 Global Case Map \(Johns Hopkins University\)](#)

## COVID-19 Testing

### Statewide Combined Testing as of March 14

COVID-19 testing providers around the state include commercial laboratories, hospital labs and the MSDH Public Health Laboratory results from all these sources are combined in the table below. (Updated weekly)

PCR testing detects current, active COVID-19 infection in an individual.

Antibody (serology) testing identifies individuals with past COVID-19 infection based on antibodies they develop one to three

weeks after infection.

Antigen testing is another way to identify current COVID-19 infection.

PCR tests	1,687,953
Serology (antibody) tests	85,101
Antigen tests	787,451
Total tests	2,560,505

▶ [Getting tested for COVID-19](#)

---

## Prevention and Guidance for Individuals and the Community

▶ [Preventive steps to take, recommendations, guidance and general information on COVID-19](#)

Get COVID-19 e-mail updates daily with our free newsletter:



Last reviewed on Mar 5,

2020

[error on this](#)

[email page](#)

[print](#)

### *Related resources*

- ▶ [IT IS REAL: COVID-19 as Told by Survivors](#)
- ▶ [Free COVID-19 Testing and Local Testing Providers](#)
- ▶ [COVID-19 Guidance and Prevention for Individuals and the Community](#)  
Updated March 11, 2021

### *More topics*

- ▶ [\[ Espanol, Tieng Viet, ASL \]](#)
- ▶ [County Data](#)
- ▶ [Diagnostic Testing EUA](#)
- ▶ [Handouts and Posters](#)
- ▶ [Healthcare Professionals](#)
- ▶ [Interactive Maps and Charts](#)
- ▶ [Prevention and Safety Guidance](#)
- ▶ [School Cases and Outbreaks](#)
- ▶ [Statewide COVID-19 Data](#)
- ▶ [Testing for COVID-19](#)
- ▶ [Vaccination Against COVID-19](#)



## AGENCY

---

[About Us](#)

[Administration](#)

[Board of Health](#)

[County Offices](#)

[Institutional Review](#)

[Jobs](#)

[Locations](#)

[Public Health Laboratory](#)

[RFPs/Grants](#)

[More »](#)

---

[Intranet](#)

[OHIT+ER Service Center](#)

[Webmail](#)

## INFORMATION

---

[Apps](#)

[Calendar of Events](#)

[Contact Us](#)

[Meetings](#)

[Health Resources](#)

[Hotlines](#)

[Locations](#)

[News](#)

[Newsletter](#)

[Phone Numbers](#)

[Español](#)

## I NEED A ...

---

[Birth Certificate](#)

[Certificate of Need](#)

[Children's Health Insurance](#)

[Complaint Form](#)

Criminal History Check  
Death Certificate  
Divorce Record  
Food Permit  
Immunization Record  
J-1 Visa  
License Verification  
Marriage Record  
Professional License  
Public Records Request  
Wastewater Application

#### **PUBLICATIONS**

Annual Report  
CON Weekly Reports  
Health Facilities Directory  
Mississippi Morbidity Reports  
Public Health Report  
State Health Plan  
Strategic Plan

*More »*

Mississippi State Department of Health • 570 East Woodrow Wilson Dr • Jackson, MS 39216 • 866-HLTHY4U • Contact and information

