



## Coronavirus Disease 2019 (COVID-19)

*Updated March 20, 2021*

Mississippi COVID-19 Hotline (7 days a week, 7 a.m.–7 p.m.): **877-978-6453**

**COVID-19 press conference** (March 19): New COVID-19 variants detected in Mississippi. [View »](#)

**Variants report:** [COVID-19 cases by variant type](#) PDF

**Vaccination advisory for adults 65 and over, or 16 and older with medical conditions:** All Mississippi residents aged 65 or older, or 16 and older with serious chronic medical conditions, should avoid all social gatherings outside of the household or any in-person mass gathering, including religious ceremonies, or sporting events, until fully protected by an approved COVID-19 vaccine. [Details »](#)

---

## General Information

- ▶ [COVID-19 vaccinations and Mississippi vaccination summary](#)
  - ▶ [COVID-19 overview, questions and answers, and other resources](#)
  - ▶ [COVID-19 and You: Video Q & A with State Health Officer Dr. Thomas Dobbs](#)
  - ▶ [ASL, Spanish and Vietnamese materials](#)
-

## Healthcare Professionals

Guidance and more →

- ▶ [Healthcare guidance](#)
- ▶ [Electronic reporting](#)
- ▶ [Vaccine providers](#)
- ▶ [Specimens](#)
- ▶ [Lab dropoff](#)
- ▶ [Facilities guidance](#)
- ▶ [MS-HAN Alerts](#)

### ALL HEALTHCARE

## Current Cases and Statistics

County and state data →

- ▶ [Today's update](#)
- ▶ [State data and reports](#)
- ▶ [County data](#)
- ▶ [Charts and maps](#)
- ▶ [Hospitalizations](#)
- ▶ [Lab testing](#)
- ▶ [Recoveries](#)

### ALL STATISTICS

## Prevention, Testing and Guidance

Personal and community →

- ▶ [Vaccinations](#)
- ▶ [Getting tested](#)
- ▶ [Personal protection](#)
- ▶ [Gatherings and events](#)
- ▶ [Business and community](#)
- ▶ [School guidelines](#)
- ▶ [State agencies](#)

### ALL GUIDANCE

## New Cases and Deaths as of March 19

### NEW CASES

**361**

New COVID-19 positive test results reported to MSDH as of 3 p.m. yesterday.

#### TOTAL MISSISSIPPI CASES

**302,677**

▶ [Totals by county](#)

### NEW DEATHS

**10**

New COVID-19 related deaths reported to MSDH as of 3 p.m. yesterday.

Three deaths occurred between March 17 and March 18 in the counties below:

▶ [County list](#)

Seven deaths occurred between August 3 and March 14, identified from death certificate reports.

▶ [County list](#)

#### TOTAL MISSISSIPPI DEATHS

**6,955**

▶ [Totals by county](#)

### LTC OUTBREAKS

**37**

Current outbreaks in long-term care (LTC) facilities only. (See [LTC facility outbreak definition](#).)

▶ [Cases by county](#)

**About our case counts:** We currently update our case totals each day based on test results from the previous day.

Outside laboratories also report positive test results to us, which are included in our totals. Multiple positive tests for the same individual are counted only once. County case numbers and deaths may change as investigation finds new or additional information.

## Statewide COVID-19 Data and Reports

- ▶ [K-12 School Reports](#)  
Weekly COVID-19 cases, outbreaks and exposure reported by Mississippi schools
- ▶ [Long-Term Care Facility and Residential Care Facility COVID-19 Reports](#)  
Data reported directly to MSDH by the facility; cases and deaths in these reports may not yet be included in our totals of lab-reported cases.
- ▶ [Ongoing Outbreaks in Nursing Homes](#)  
A wide variety of data from the Centers for Medicare and Medicaid (CMS)
- ▶ [Deaths from COVID-19 and Other Causes](#) PDF  
Provisional counts by week of deaths from COVID-19, pneumonia/influenza, and heart disease
- ▶ [Laboratory Testing](#)  
Number and type of COVID-19 tests performed
- ▶ [Mississippi COVID-19 Vaccination Report](#) PDF  
Vaccinations distributed and administered as reported to MSDH by vaccination providers
- ▶ [Statewide data charts](#)

## County COVID-19 Data

### Variant Strains

- ▶ **NEW:** [COVID-19 cases by variant type](#) PDF  
cases by county, updated weekly

### Race and Ethnicity

- ▶ [Total COVID-19 cases and deaths by county, race and ethnicity](#) PDF  
Current and past data tables, updated daily

### Data Snapshots for Individual Counties

- ▶ [Weekly COVID-19 snapshots for each Mississippi county](#)

### High Cases and Incidence

- ▶ [Map of Mississippi counties by 7-day incidence](#)
- ▶ [Table of counties ranked by weekly cases and incidence](#)

### Cumulative Cases and Deaths by County

Totals of all reported COVID-19 cases, including those in long-term care (LTC) facilities.

**The numbers in this table are provisional.** County case numbers and deaths may change as investigation finds new or additional information. The data provided below is the most current available.

County	Total Cases	Total Deaths	Total LTC Facility Cases	Total LTC Facility Deaths
Adams	2403	79	78	15
Alcorn	2946	63	130	20
Amite	1167	37	55	9
Attala	2120	72	175	36
Benton	955	24	46	10
Bolivar	4713	125	232	31
Calhoun	1615	29	36	5
Carroll	1203	25	51	10
Chickasaw	2030	55	60	15
Choctaw	718	16	1	0
Claiborne	1004	30	45	9
Clarke	1730	75	123	31
Clay	1809	54	38	5
Coahoma	2867	73	129	11
Copiah	2846	60	81	11
Covington	2524	80	136	39
De Soto	20219	245	113	24
Forrest	7454	142	226	51
Franklin	795	22	40	4
George	2355	45	59	7
Greene	1291	33	52	6
Grenada	2521	80	155	32
Hancock	3614	83	69	14
Harrison	17216	298	485	68
Hinds	19465	400	805	131
Holmes	1838	71	104	20
Humphreys	938	29	34	8
Issaquena	168	6	0	0
Itawamba	2930	76	134	23
Jackson	12938	236	240	35
Jasper	2180	47	43	2
Jefferson	637	27	41	7
Jefferson Davis	1039	32	8	1
<b>Total</b>	<b>302,677</b>	<b>6,955</b>	<b>10,423</b>	<b>1,964</b>

County	Total Cases	Total Deaths	Total LTC Facility Cases	Total LTC Facility Deaths
Jones	8191	154	219	41
Kemper	937	25	44	9
Lafayette	5869	114	187	55
Lamar	6013	84	54	13
Lauderdale	6977	232	443	100
Lawrence	1237	22	27	2
Leake	2578	72	88	15
Lee	9786	167	222	41
Leflore	3439	123	236	52
Lincoln	3802	105	194	39
Lowndes	6210	143	257	63
Madison	9710	206	368	69
Marion	2631	78	158	24
Marshall	4189	99	64	15
Monroe	4034	130	190	55
Montgomery	1249	40	54	9
Neshoba	3928	173	203	59
Newton	2394	54	87	15
Noxubee	1243	31	35	6
Oktibbeha	4493	97	222	36
Panola	4402	100	104	14
Pearl River	4328	133	188	36
Perry	1240	38	21	8
Pike	3112	101	134	35
Pontotoc	4140	72	86	12
Prentiss	2732	58	99	15
Quitman	784	16	0	0
Rankin	13104	271	392	61
Scott	3032	71	115	18
Sharkey	492	17	43	8
Simpson	2826	83	157	20
Smith	1564	34	66	8
Stone	1760	30	84	14
<b>Total</b>	<b>302,677</b>	<b>6,955</b>	<b>10,423</b>	<b>1,964</b>

County	Total Cases	Total Deaths	Total LTC Facility Cases	Total LTC Facility Deaths
Sunflower	3247	88	121	20
Tallahatchie	1735	39	50	7
Tate	3160	78	80	19
Tippah	2824	68	119	13
Tishomingo	2161	67	102	27
Tunica	1014	25	18	2
Union	3997	74	131	23
Walthall	1281	42	69	13
Warren	4206	117	170	37
Washington	5257	132	191	39
Wayne	2600	41	69	11
Webster	1130	32	61	12
Wilkinson	635	27	25	5
Winston	2240	80	130	39
Yalobusha	1525	36	82	22
Yazoo	2991	67	140	18
<b>Total</b>	<b>302,677</b>	<b>6,955</b>	<b>10,423</b>	<b>1,964</b>

## Case Classifications

Mississippi investigates and reports both probable and confirmed cases and deaths according to the [CSTE case definition](#).

	Confirmed	Probable	Total
Cases	186,310	116,367	<b>302,677</b>
Deaths	4,829	2,126	<b>6,955</b>

Confirmed cases and deaths are generally determined by positive PCR tests, which detect the presence of ongoing coronavirus infection.

Probable cases are those who test positive by other testing methods such as antibody or antigen, and have recent symptoms consistent with COVID-19, indicating a recent infection.

Probable deaths are those individuals with a designation of COVID-19 as a cause of death on the death certificate, but where no confirmatory testing was performed.

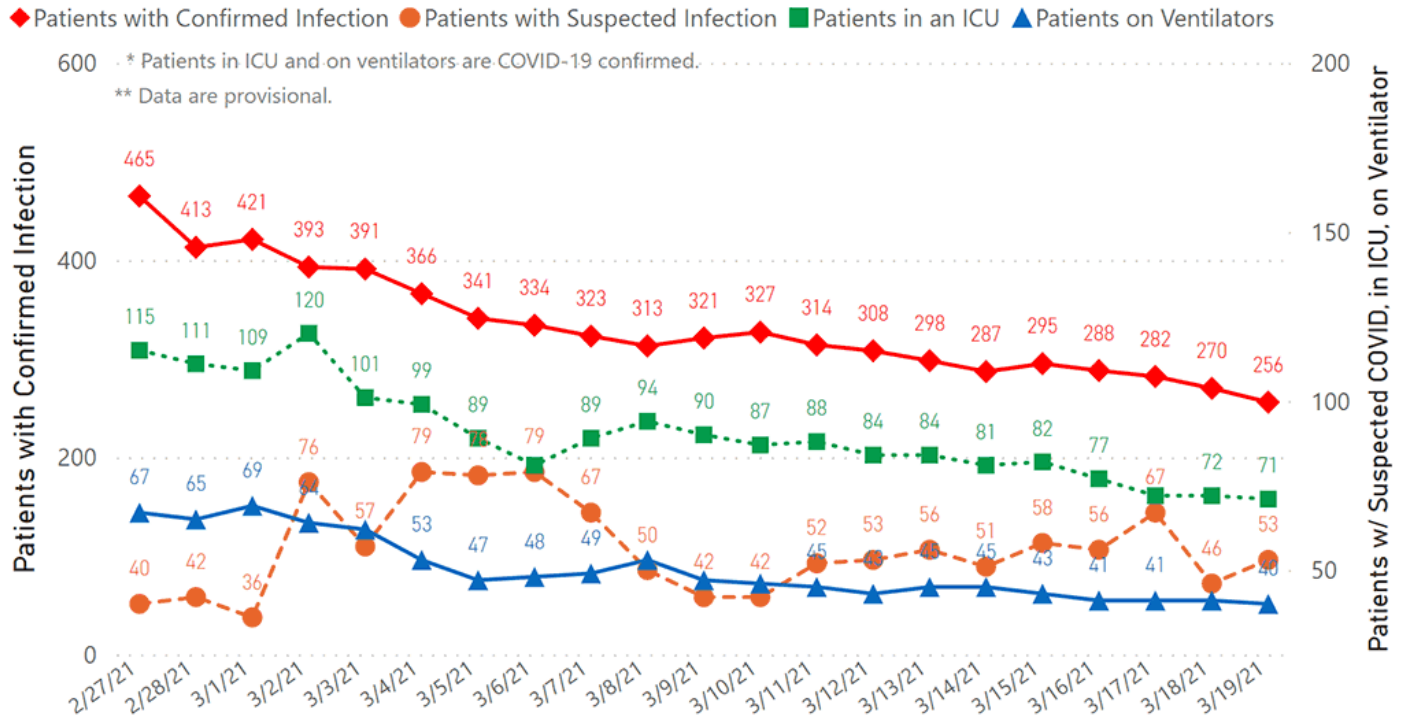
---

## Mississippi COVID-19 Data Charts and Maps

All data reports below are updated as they become available.

## Hospitalizations and Bed Availability

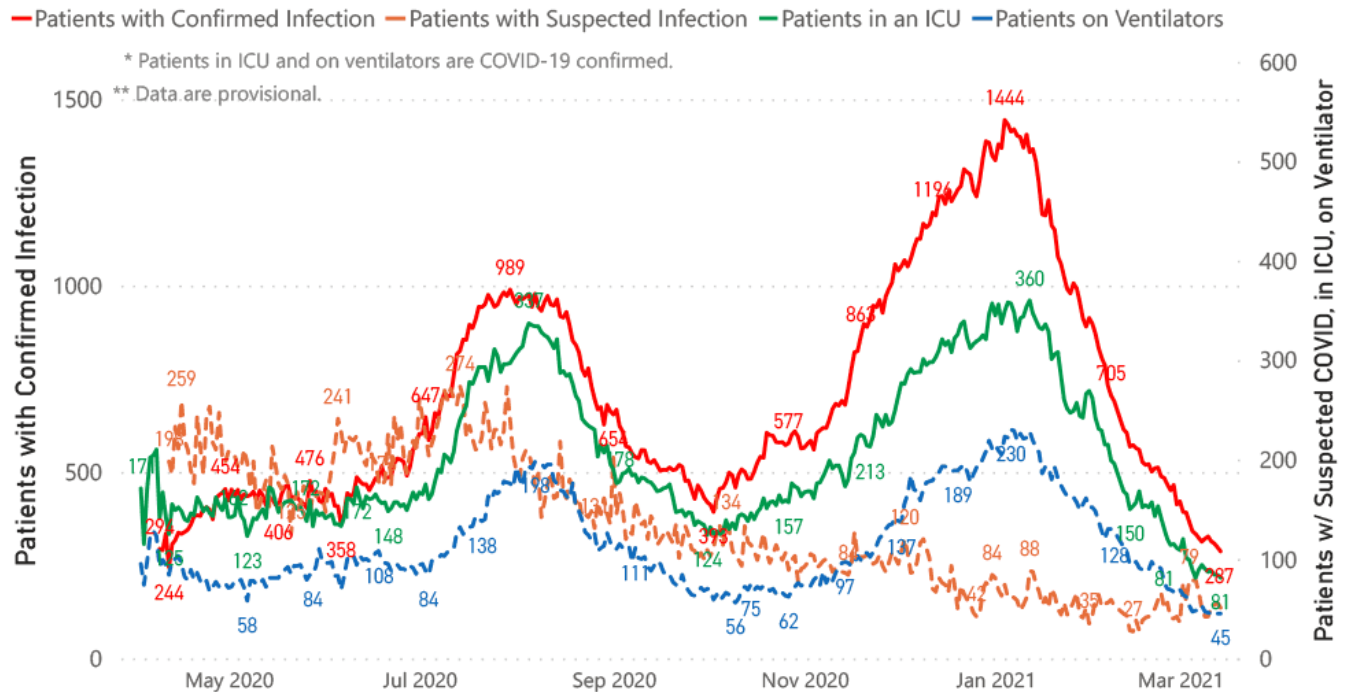
## COVID-19 Hospitalizations Reported by MS Hospitals, 2/27/21-3/19/21 \*,\*\*



### Hospitalization and ICU Use to Date

Updated weekly

## COVID-19 Hospitalizations Trends, Reported by MS Hospitals as of 3/14/21 \*,\*\*





## Recent COVID-19 Activity

The chart below shows counties according to COVID-19 incidence (cases by population) over the last 7 days. Also see [weekly county incidence tables](#)

### Mississippi COVID-19 Cases Incidence Rate \* as of March 19, 2021

## Mississippi

7 Day Average  
New Cases

**300.0**

7 Day Average  
Incidence Rate \*

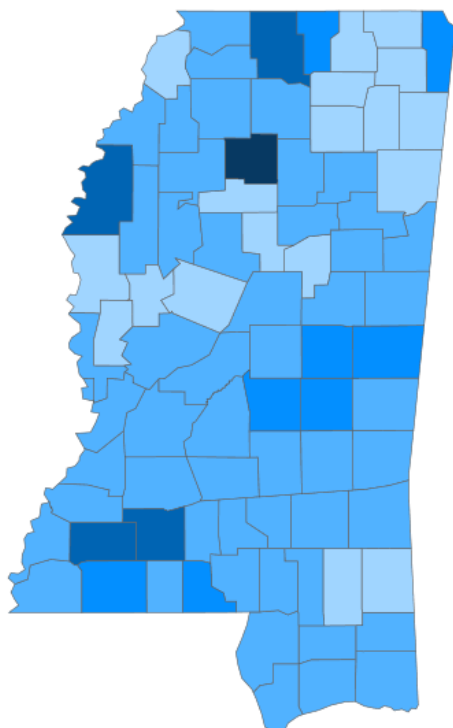
**10.1**

Cumulative Cases

**302,679**

2019 Estimated Population

**2,976,148**



● <5.0 ● 5.0 to 15.0 ● 15.0 to 25.0 ● 25.0 to 35.0 ● >35.0

\* Based on average daily new cases of past 7 days per 100,000 population.

County	Incidence Rate	New Cases (7-Day Avg)	2019 Est. Population
Yalobusha	37.8	4.6	12,108
Lincoln	34.7	11.9	34,153
Marshall	32.4	11.4	35,294
Franklin	25.9	2.0	7,713
Bolivar	25.7	7.9	30,628
Amite	23.2	2.9	12,297
Newton	22.4	4.7	21,018
Scott	19.8	5.6	28,124
Walthall	18.0	2.6	14,286
Tishomingo	17.7	3.4	19,383

## Cumulative COVID-19 Cases

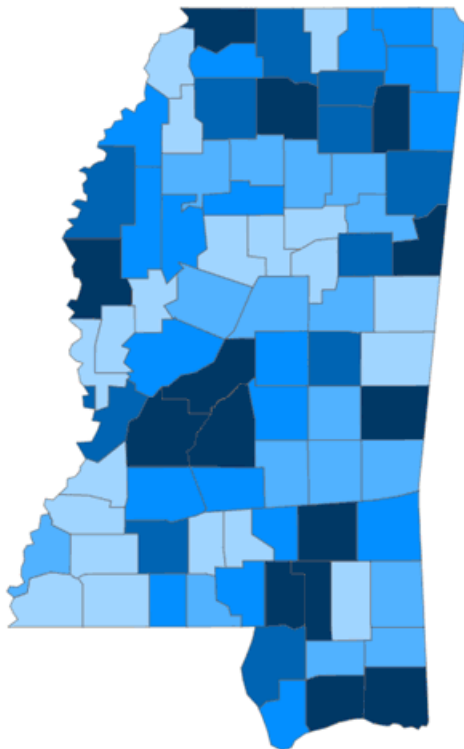
Total cases and deaths by county since the start of the pandemic. Also see [weekly estimate of recoveries](#)

Mississippi COVID-19  
Cases and Deaths by Race with Ethnicity  
as of 3 pm CT, March 19, 2021

# Mississippi

Total Cases

**302,677**



	American Indian or Alaska Native	Asian	Black	White	Other	Unknown
Non Hispanic	1,226	1,120	81,807	116,583	2,989	2,537
Hispanic	58	35	417	1,937	3,491	695
Unknown Ethnicity	1,012	341	17,630	26,956	7,208	36,635

Total Deaths

**6,955**

	American Indian or Alaska Native	Asian	Black	White	Other	Unknown
Non Hispanic	90	12	2,368	3,196	40	17
Hispanic	1	1	7	30	20	2
Unknown Ethnicity	25	7	358	556	67	158

● 1 to 1250 ● 1251 to 2500 ● 2501 to 3750 ● 3751 to 5000 ● >5000

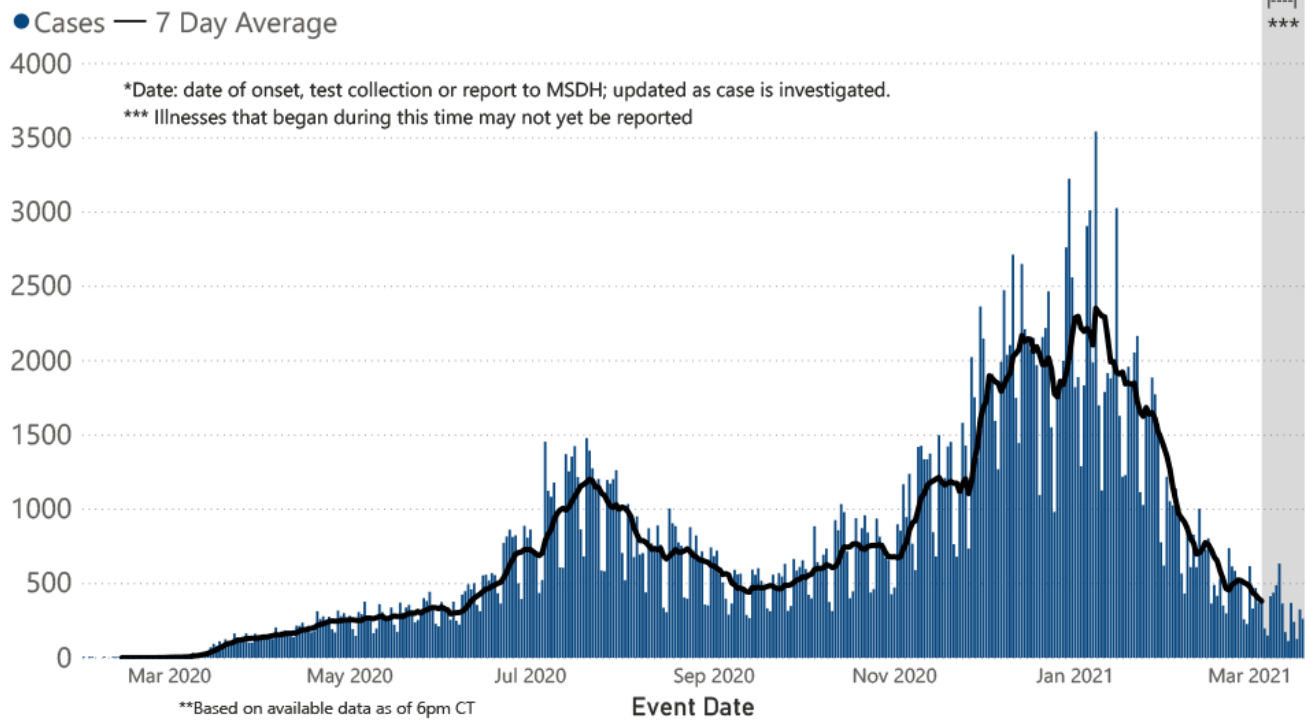
## Daily Statewide Data Charts

Our state case map and other data charts are also available in interactive form.

▶ [View interactive epidemiological and surveillance charts](#)

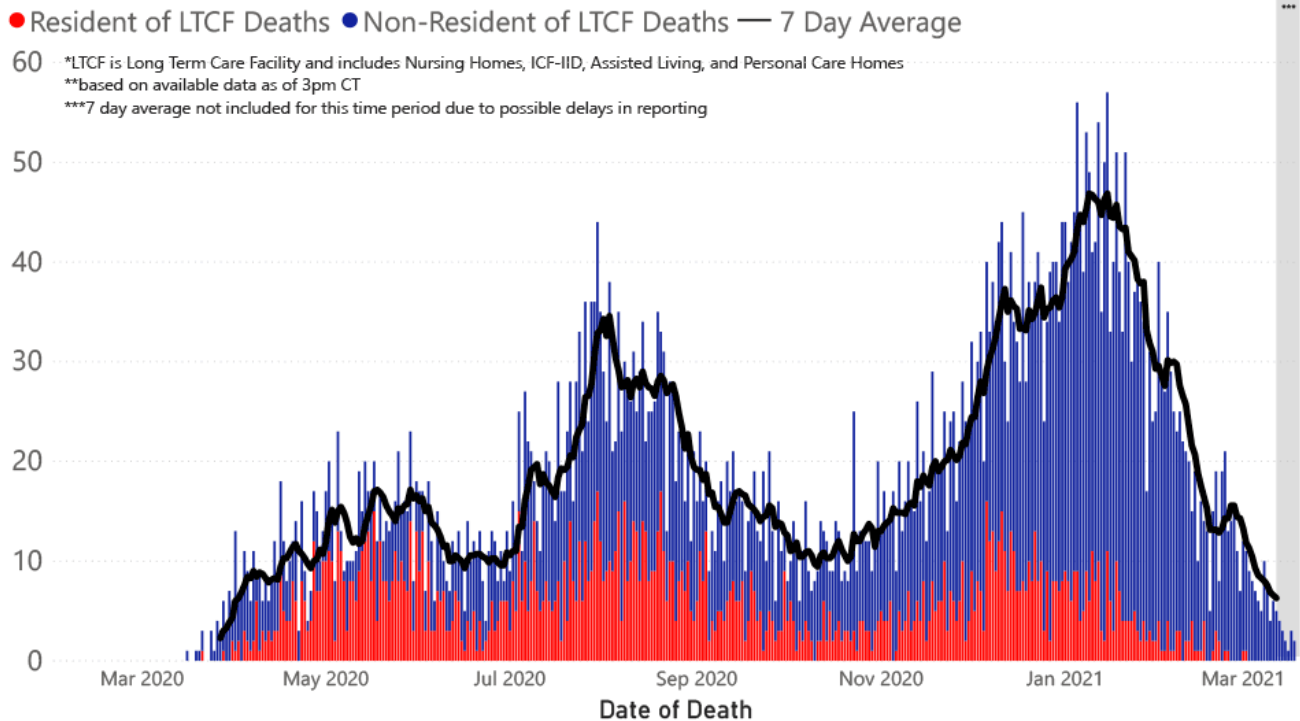
The charts below are based on available data at the time of publication. Charts do **not** include cases where insufficient details of the case are known.

## COVID-19 Cases by Date\* through March 19, 2021\*\*, Mississippi



**Note:** Values up to two weeks in the past on the chart of Cases by Date above can change as we update it with new information from disease investigation.

## COVID-19 LTCF\* and Non-LTCF Deaths by Date of Death through March 19, 2021\*\*, Mississippi



## Weekly Statewide Data Charts

Includes:

- Cases, deaths and hospitalizations, analyzed by age, race/ethnicity, gender and other factors

- MIS-C cases and deaths
- Counties with high COVID-19 cases and incidence
- Syndromic surveillance

▶ [All weekly charts](#)

## Estimated Recoveries

Presumed COVID-19 cases recovered, estimated weekly (does not include cases still under investigation).

### COVID-19 Presumed Recovered Cases through March 15, 2021, Mississippi

**287,341**  
Presumed Recovered\*

\*Reflects Provisional Estimates. Presumed Recovered if:

- 1) It has been 14 days or more since the case tested positive, if they were not hospitalized
- 2) It has been 21 days or more since the case tested positive, if they were hospitalized or hospitalization was unknown.

All deaths excluded. Presumed recovered counts will be updated weekly.

---

## U.S. and World Cases

- ▶ [COVID-19 cases in the United States \(CDC\)](#)
- ▶ [U.S. COVID-19 Tracker \(CDC\)](#)
- ▶ [COVID-19 Global Case Map \(Johns Hopkins University\)](#)

---

## COVID-19 Testing

### Statewide Combined Testing as of March 14

COVID-19 testing providers around the state include commercial laboratories, hospital labs and the MSDH Public Health Laboratory results from all these sources are combined in the table below. (Updated weekly)

**PCR** testing detects current, active COVID-19 infection in an individual.

**Antibody** (serology) testing identifies individuals with past COVID-19 infection based on antibodies they develop one to

three weeks after infection.

**Antigen** testing is another way to identify current COVID-19 infection.

PCR tests	1,687,953
Serology (antibody) tests	85,101
Antigen tests	787,451
<b>Total tests</b>	<b>2,560,505</b>

▶ [Getting tested for COVID-19](#)

---

## Prevention and Guidance for Individuals and the Community

▶ [Preventive steps to take, recommendations, guidance and general information on COVID-19](#)

Get COVID-19 e-mail updates daily with our free newsletter:



Last reviewed on Mar 5,

2020

[error on this](#)

[email page](#)

[print](#)

### *Related resources*

- ▶ [IT IS REAL: COVID-19 as Told by Survivors](#)
- ▶ [Free COVID-19 Testing and Local Testing Providers](#)
- ▶ [COVID-19 Guidance and Prevention for Individuals and the Community](#)  
Updated March 11, 2021

### *More topics*

- ▶ [\[ Espanol, Tieng Viet, ASL \]](#)
- ▶ [County Data](#)
- ▶ [Diagnostic Testing EUA](#)
- ▶ [Handouts and Posters](#)
- ▶ [Healthcare Professionals](#)
- ▶ [Interactive Maps and Charts](#)
- ▶ [Prevention and Safety Guidance](#)
- ▶ [School Cases and Outbreaks](#)
- ▶ [Statewide COVID-19 Data](#)
- ▶ [Testing for COVID-19](#)
- ▶ [Vaccination Against COVID-19](#)



**Stay home - Call in!**

You can hold your WIC appointment by **phone** or on your **computer**.

**Set up yours today!**  
*Call your local WIC center*

**AGENCY**

- About Us
- Administration
- Board of Health
- County Offices
- Institutional Review
- Jobs
- Locations
- Public Health Laboratory
- RFPs/Grants
- More »*

**Intranet**

- OHIT+ER Service Center
- Webmail

**INFORMATION**

- Apps
- Calendar of Events
- Contact Us
- Meetings
- Health Resources
- Hotlines
- Locations
- News
- Newsletter
- Phone Numbers
- Español

**I NEED A ...**

- Birth Certificate
- Certificate of Need
- Children's Health Insurance
- Complaint Form

Criminal History Check  
Death Certificate  
Divorce Record  
Food Permit  
Immunization Record  
J-1 Visa  
License Verification  
Marriage Record  
Professional License  
Public Records Request  
Wastewater Application

#### **PUBLICATIONS**

Annual Report  
CON Weekly Reports  
Health Facilities Directory  
Mississippi Morbidity Reports  
Public Health Report  
State Health Plan  
Strategic Plan  
*More »*

Mississippi State Department of Health • 570 East Woodrow Wilson Dr • Jackson, MS 39216 • 866-HLTHY4U • Contact and information

